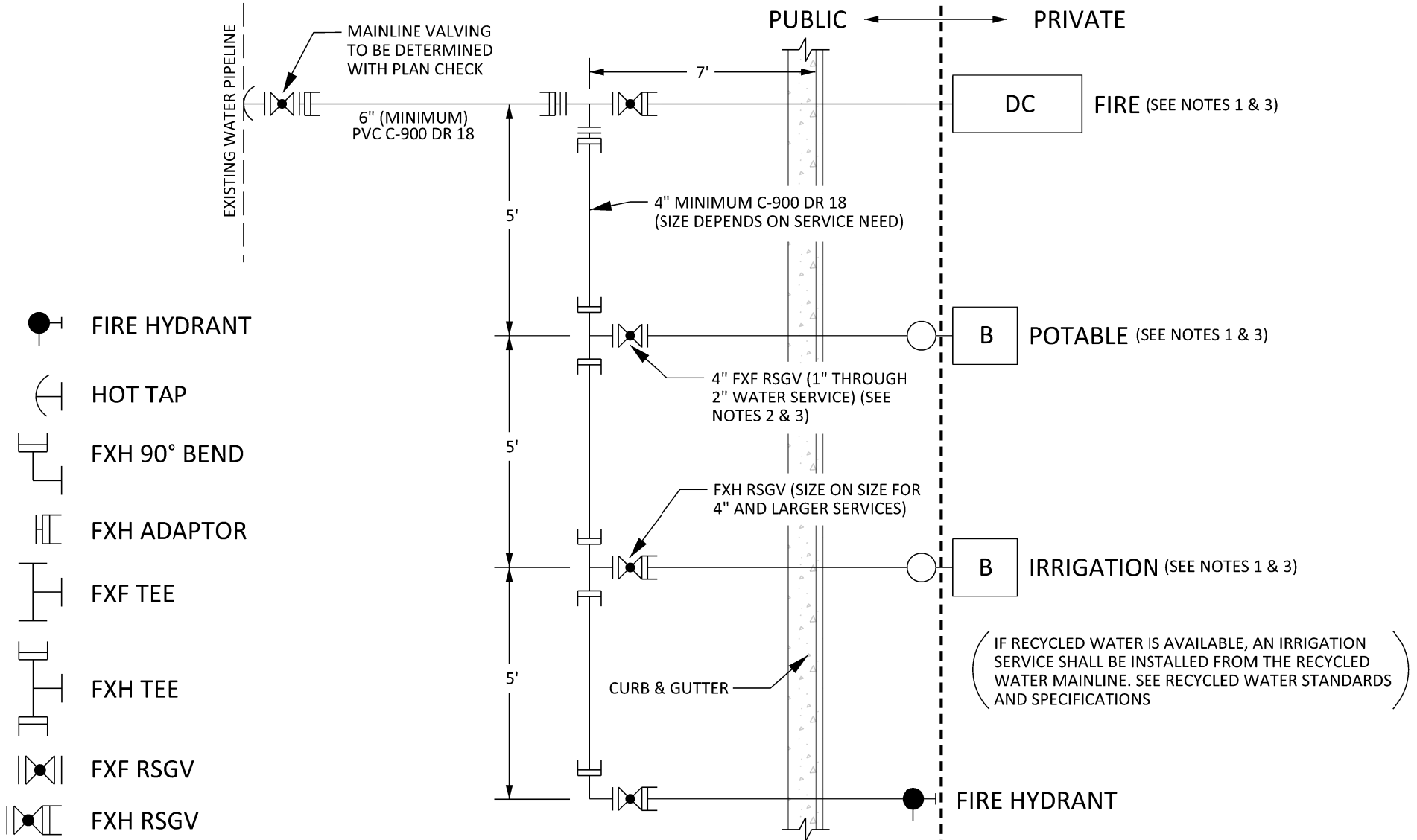











EMWD MANIFOLD STANDARD DETAIL



-  FIRE HYDRANT
-  HOT TAP
-  FXH 90° BEND
-  FXH ADAPTOR
-  FXF TEE
-  FXH TEE
-  FXF RSGV
-  FXH RSGV
-  METER BOX

 **DOUBLE CHECK OR REDUCED PRESSURE DETECTOR ASSEMBLY**

 **REDUCED PRESSURE BACK FLOW PREVENTER**

NOTES:

1. THAT EMWD DOES NOT INSPECT ONSITE PRIVATE POTABLE WATER AND/OR PRIVATE FIRE SYSTEMS, HOWEVER, EMWD DOES REQUIRE THAT THERE IS NO CROSS-CONNECTIONS ONSITE. EACH SERVICE CONNECTION MUST MAINTAIN THEIR SEPARATE SYSTEMS ONSITE. (EXAMPLE: DOMESTIC POTABLE, FIRE SERVICES MUST REMAIN A DUAL SYSTEM ONSITE).
2. A FLANGE BY FLANGE RSGV AND COMPANION FLANGE WILL BE REQUIRED FOR 1" THROUGH 2" WATER SERVICE CONNECTIONS PER B-658.
3. THE MAXIMUM VELOCITY THROUGH THE MANIFOLD SHALL BE 10 FEET PER SECOND, BASED ON CAPACITIES OF THE BACK FLOW DEVICES AND METERS.