



BUDGET
FISCAL YEAR 2013/14

Adopted
June 19, 2013

Table of Contents

Budget Summary	3
Budgeted Expenditures.....	3
Budgeted Receipts.....	5
Reserves.....	6
Consolidated Operating Budget	8
Revenues & Expenses.....	9
Summary of Water Service Expenses	10
Summary of Sewer Service Expenses	12
Summary of Recycled Water Expenses	13
Consolidated Department Expenses	14
District Organizational Chart	15
Wage & Benefit Summary by Account	16
Wage & Benefit Summary by Department.....	17
Department Expense Summary by Account	18
Department Expense Summary by Department.....	19
Executive Branch	20
General Manager's Office	21
Human Resources	26
Risk Management	30
Public & Governmental Affairs	33
Education	37
Interagency Relations	40
Finance & Administration Branch	44
Branch Administration.....	45
Customer Service.....	49
Meter Services.....	53
Finance.....	56
Information Systems.....	61
Purchasing & Contracts.....	65
Planning, Engineering, & Construction Branch	73
Branch Administration.....	74
Planning, Conservation & Resources.....	77
Engineering	84
New Business.....	88
Field Engineering.....	91
Engineering Services.....	95
Environmental & Regulatory.....	99
Laboratory & Water Quality.....	103
Source Control.....	106
Operations & Maintenance Branch	109
Branch Administration.....	110
Maintenance Services.....	113
Shop Services.....	122
Wastewater Collection.....	129
Mechanical Services.....	131
Electrical Services.....	134
Field Services.....	137
Water Operations.....	141
Water Reclamation.....	149
Capital Budget	154
Operating Fixed Assets.....	155
Capital Improvement Program.....	170
Special Projects & Studies.....	173

Budget Summary

Fiscal Year 2013/14

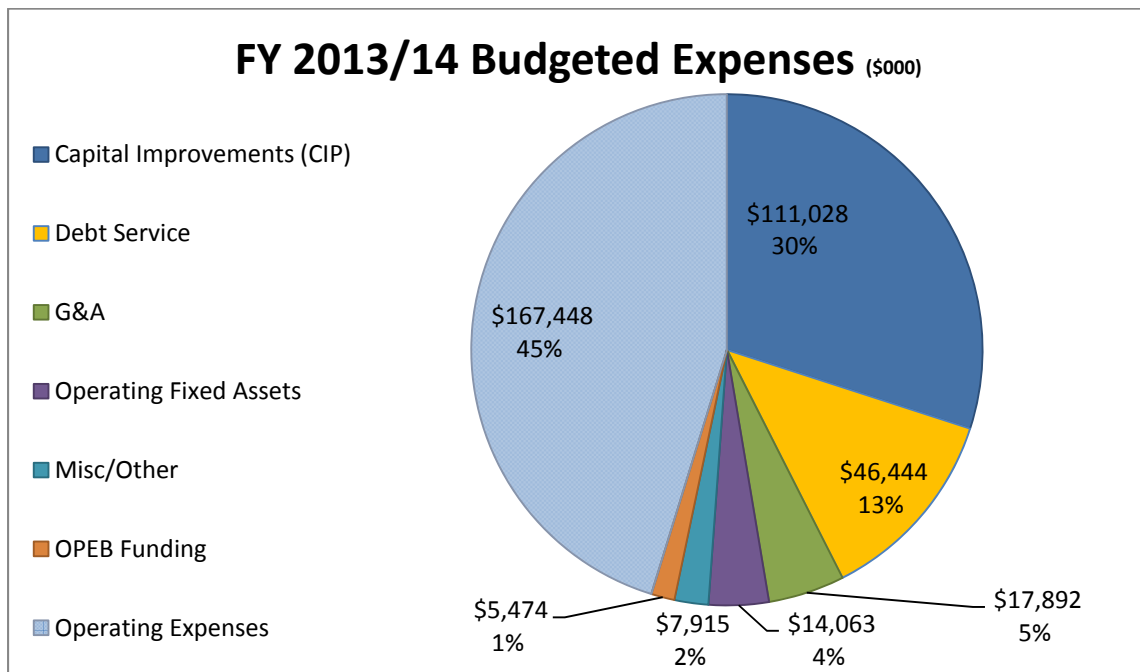
This year, staff has prepared a more comprehensive budget report, providing the Board and stakeholders a more complete view of the District's financial condition. The budget process also provides an opportunity to evaluate resources relative to the District's mission, values and beliefs, and strategic goals and objectives. Each department identified how their resources are deployed to achieve the District's strategic goals and objectives.

The Fiscal Year 2013/14 Budget provides resources towards achieving the following strategic objectives of the District:

- Provide a safe and reliable water supply portfolio that achieves an optimum balance of imported, local and recycled water at a reasonable cost.
- Provide a safe, reliable, and cost-effective collection and treatment of wastewater and beneficial reuse of biosolids.
- Ensure financial stability and demonstrate responsible stewardship of public funds.
- Deliver the highest quality products and services in a cost-effective manner by leveraging workforce, technology and business resources and implementing industry-leading processes and practices.
- Become the employer of choice for high performing employees by sustaining a safe and ethical workplace that promotes innovation and provides opportunities for employee development to achieve job fulfillment.
- Engage in mutually beneficial community outreach and intergovernmental partnerships; and conduct constructive advocacy with all stakeholders including the federal, state and local legislators and agencies.
- Consistently meet or exceed customer expectations in all facets of EMWD's service.

Summary of Budgeted Expenditures

The FY 2013/14 Budget is estimated to be \$370.3 million, including operating expenses, capital expenditures, debt service, and post-employment benefit (OPEB) funding.



Budget Summary

Fiscal Year 2013/14

Significant factors driving the budget include:

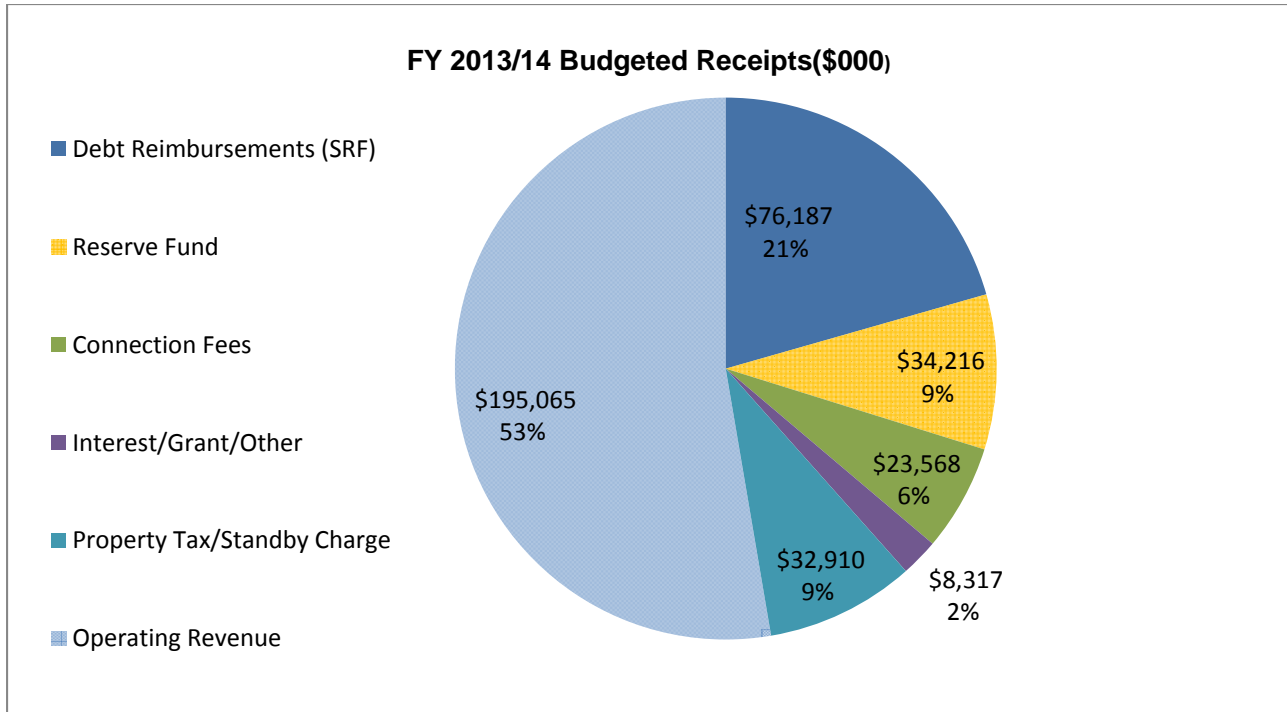
- (a) **Operating Expenses:** Operating expenditures, which include operating expenses for water, sewer, and recycled services, are estimated to be \$167.4 million, or 45 percent of total expenditures in FY 2013/14. The operating expenditures for Water Services are estimated to be \$108.0 million in FY 2013/14, an increase of \$6.4 million (6.3%) from FY 2012/13. The purchase of treated and untreated water from The Metropolitan Water District of Southern California (MWD) is estimated at \$58.1 million, or nearly half of the cost of water service. Water purchase expenditures are estimated to increase by \$5.4 million, (6.3%) from FY 2012/13, which is based on a 4.4% increase in the amount of water purchased from MWD (from 65,700 acre feet in FY 2012/13 to an estimated 68,600 acre feet in FY 2013/14) and an estimated 7.5% increase in average commodity rates and fixed charges by MWD effective January 1, 2014. Energy rates are expected to rise during the year and increase this expenditure by approximately \$1.1 million.
- (b) **CIP Expenditures:** The CIP is estimated to be \$111 million in FY 2013/14. The total five-year CIP for FY 2013/14 through FY 2017/18 is nearly \$390 million. The most significant projects in the CIP remain the sewer regional water reclamation facility (RWRF) plant projects, including continuation of the \$112 million San Jacinto RWRF construction project. The RWRF projects are funded by state revolving fund (SRF) loans
- (c) **Debt Service:** Debt service is anticipated to increase slightly in FY 2013/14 as the Moreno Valley RWRF loan repayment begins during the year. Debt service is projected to be \$46.4 million in FY 2013/14.
- (d) **General & Administrative (G&A):** G&A expenditures are estimated to be \$17.9 million in FY 2013/14. These expenditures represent the non-allocated administrative costs to support the enterprise.
- (e) **Operating Fixed Assets (OFA):** Operating fixed assets includes needed maintenance, vehicle and equipment replacements, information technology replacements and enhancements, and conservation efforts. These expenditures are estimated to be \$14.1 million in FY 2013/14. These expenditures are planned during the year as a result of several years of cost containment measures impacting the fleet and other equipment replacement program.
- (f) **Miscellaneous:** Miscellaneous expenditures include miscellaneous fees and charges, special research projects and studies, and interest expense. These expenditures are estimated to be \$7.9 million in FY 2013/14.
- (g) **OPEB:** Other post-employment benefit expenditure includes the District's contribution to pay future retiree's post-employment benefits, which is primarily medical and life insurance expenses. The District formed an OPEB Trust in FY 2012/13 and pledged 10 percent of ad valorem property taxes. Total OPEB contribution is estimated at \$5.5 million for FY 2013/14, which includes both the "pay as you go" components for retiree medical premiums as well as the stated contributions from ad valorem property taxes.

Budget Summary

Fiscal Year 2013/14

Summary of Budgeted Receipts

The FY 2013/14 budgeted receipts are estimated to be \$370.3 million, of which about \$195.1 million, or about 53 percent, is made from operating revenue. Other significant funding sources include debt reimbursements of \$76.2 million (21 percent), \$34.2 million from reserve funds (9 percent), property taxes and standby charges of \$32.9 million (9 percent), \$23.6 million from connection fees, and \$8.3 million from interest/grant/other funds.



Operating revenue in FY 2013/14 includes a 3.4 percent increase in total water sales (measured in acre feet) and a 10 percent increase in recycled water sales. To recover the increased cost of purchased water, the FY 2013/14 Budget includes the pass-through of the MWD wholesale cost and inflationary cost increase by escalating rates by the consumer price index (CPI), with an anticipated water commodity rate increase of 6.75 percent and daily service charge (DSC) increase of 2.22 percent effective January 1, 2014. Similarly, to recover the inflationary cost of sewer service, the budget includes a sewer rate increase of 2.22 percent effective July 1, 2013. Recycled water rates are expected to increase by 4 percent effective July 1, 2013, as provided under a five-year plan approved by the Board in 2009.

Property taxes and standby charges are projected to remain stable in FY 2013/14 at \$32.9 million. Connection fees are anticipated to increase as a result of projected 1,685 and 2,240 new water and sewer connections, respectively, in FY 2013/14 and an estimated 17 percent connection fee rate increase effective January 1, 2014. Interest income and grant revenue is anticipated to be \$8.3 million in FY 2013/14.

It is anticipated that \$76.2 million in SRF reimbursements will be used to fund sewer projects from the CIP. Additionally, \$34.2 million from reserves will be used to fund projects and other appropriations.

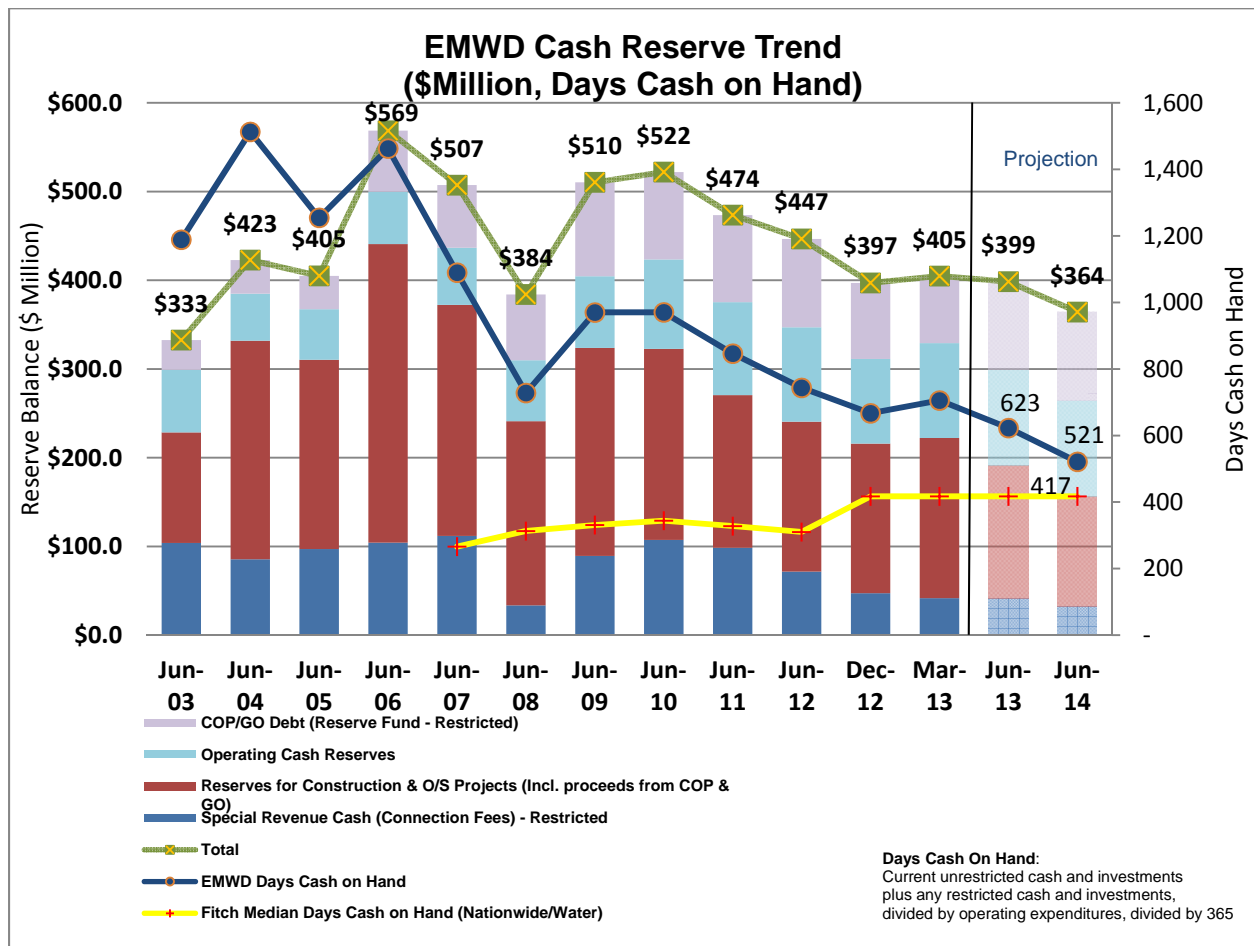
Budget Summary

Fiscal Year 2013/14

Reserves

Approximately \$34.2 million in reserve funds are projected to be used to fund CIP projects and operating fixed assets (OFA) in FY 2013/14. The projected year-end reserve fund balance will decrease from \$399 million in FY 2012/13 to \$364 million in FY 2013/14. The projected reserve fund balance will meet all reserve policy and debt reserve requirements in FY 2013/14.

Liquidity is one measure of the District's credit strength. Liquidity is the ability to meet ongoing operating requirements using existing available funds. One key performance measure for liquidity is Days Cash on Hand (DCH), which measures available cash divided by operating expenditures, divided by 365 days. From FY 2002/03 to FY 2012/13, the District's DCH exceeded 600 days. The projected DCH for FY 2013/14 is expected to decline to 521 days. The DCH for FY 2013/14 is projected to remain higher than the industry average DCH of 417 days, the current level for highly rated (AA and AAA-rated) special districts.



Budget Summary

Fiscal Year 2013/14

The table below shows the projected beginning balance, contributions, uses (draws), and ending balance of reserves for FY 2013/14.

\$000	Capital Replacement Reserve	Restricted Expansion Fund (Connection Fees)	Replacement/ System Betterment Reserves	Operating	Total
Beginning Balance (est. at June 30, 2013):	\$ 2,469	\$ 41,702	\$ 174,137	\$ 180,192	\$ 398,500
Contributions from:					
<u>Rates:</u>					
Water			7,004	2,450	9,454
Sewer			15,460	1,200	16,660
Recycled			1,502		1,502
Non-operating Revenue	12,000	23,568		29,227	64,796
SRF/Debt Contributions		50,283	25,904		76,187
Subtotal - Contributions to Reserves	12,000	73,852	49,870	32,877	168,599
Uses of Reserves:					
Non-operating expenses				31,280	31,280
Operating Fixed Assets (OFA)	14,063				14,063
CIP		73,278	37,750		111,028
Debt Service		30,653	15,791		46,444
Subtotal - Uses of Reserves	14,063	103,932	53,541	31,280	202,815
Net Contributions/Draw on Reserve	(2,063)	(30,080)	(3,670)	1,597	(34,216)
Ending Balance (est. at June 30, 2014):	\$ 406	\$ 11,622	\$ 170,467	\$ 181,789	\$ 364,284

CONSOLIDATED OPERATING BUDGET

Revenues and Expenses
Summary of Water Service Expenses
Summary of Sewer Service Expenses
Summary of Recycled Water Service Expenses

Revenues and Expenses

Fiscal Year 2013/14

Operating expenses are summarized by water, sewer, and recycled services.

Category	Operating Services			Non Operating	Total
	Water	Sewer	Recycled		
Operating Revenue					
Water - Commodity	\$ 96,489,439				\$ 96,489,439
Water - Fixed Charge (DSC)	20,936,692				20,936,692
Sewer Service		\$ 45,686,000			45,686,000
Sewer Outside Service		24,041,400			24,041,400
Recycled Sales			\$ 5,441,121		5,441,121
Recycled - Sewer Revenue			2,470,000		2,470,000
Total Operating Revenue	\$ 117,426,131	\$ 69,727,400	\$ 7,911,121		\$ 195,064,652
Non-Operating Revenue					
Property Taxes - General Purpose	\$ 3,657,706	\$ 6,195,458	\$ -	\$ 17,387,085	\$ 27,240,249
Standby Charges	641,000	1,916,000	-	3,113,000	5,670,000
Wastewater Connection Fees				15,878,240	15,878,240
Water Connection Fees				7,018,025	7,018,025
Water Supply Development Fee				672,000	672,000
Water and Sewer Frontage Fees				-	-
Interest Income	1,036,000	1,480,000	128,000	1,031,000	3,675,000
Grants/Other Income/(expense)	2,968,500	147,500	2,000	1,524,000	4,642,000
Total Non-Operating Revenue	\$ 8,303,206	\$ 9,738,958	\$ 130,000	\$ 46,623,350	\$ 64,795,514
Total Revenues	\$ 125,729,337	\$ 79,466,358	\$ 8,041,121	\$ 46,623,350	\$ 259,860,166
Operating Expense					
Water Purchases	\$ 59,320,694				\$ 59,320,694
Water Operations	48,651,509				48,651,509
Sewer Operations		\$ 53,067,048			53,067,048
Recycled Water Operations			\$ 6,408,768		6,408,768
Total Operating Expense	\$ 107,972,203	\$ 53,067,048	\$ 6,408,768	\$ -	\$ 167,448,019
Non-Operating Expense					
General & Administrative				\$ 17,891,625	\$ 17,891,625
Miscellaneous Expense	\$ 44,200	\$ 715,700	\$ 270,100	1,001,000	2,031,000
Special Projects & Studies				983,545	983,545
Interest Expense				4,900,000	4,900,000
C.O.P./Bond Debt Expense	5,287,242	11,419,372	1,871,005	27,866,427	46,444,046
Total Non-Operating Expense	\$ 5,331,442	\$ 12,135,072	\$ 2,141,105	\$ 52,642,597	\$ 72,250,216
Other Commitments					
OPEB (10% Prop Tax + \$2.7m PayGo)				5,474,025	5,474,025
Total Other Commitments	\$ -	\$ -	\$ -	\$ 5,474,025	\$ 5,474,025
Total Expenses	\$ 113,303,645	\$ 65,202,120	\$ 8,549,873	\$ 58,116,622	\$ 245,172,260
Net Operating Margin	\$ 12,425,692	\$ 14,264,239	\$ (508,752)	\$ (11,493,272)	\$ 14,687,906
Capital Commitments					
Operating Fixed Assets				\$ 14,063,000	\$ 14,063,000
Capital Improvement Plan (CIP) (Net of External Funding)				34,841,026	34,841,026
Total Capital Commitments	\$ -	\$ -	\$ -	\$ 48,904,026	\$ 48,904,026
Net Fund Contribution/(Deficit)	\$ 12,425,692	\$ 14,264,239	\$ (508,752)	\$ (60,397,298)	\$ (34,216,120)
Beginning Reserve Fund Balance (6/30)					\$ 398,500,000
Projected Ending Reserve Fund Balance					\$ 364,283,880

Summary of Water Service Expenses

Fiscal Year 2013/14

The water service expenses for FY 2013/14 are estimated to be \$108.0 million, including cost of water purchases, treatment, pumping, storage, energy, replenishment, support costs, and allocated G&A. The most significant water expense is purchased water, which is projected to be \$59.3 million in FY 2013/14.

Water Sales and Purchases (Acre Feet or AF)

Estimated water sales for FY 2013/14 are 86,700 acre-feet (AF), a 3.4 percent increase from FY 2012/13 Budget. Domestic retail sales are projected to increase by 5 percent in FY 2013/14. Purchased water from MWD is projected at 68,600 AF for FY 2013/14, a 4.4 percent increase from FY 2012/13.

Water Sales

Acre Feet (AF)	Actual FY 2011/12	Budget FY 2012/13	Projected FY 2012/13	Budget FY 2013/14
Domestic Retail	79,752	77,150	80,100	80,900
Domestic Wholesale	3,580	4,200	3,600	3,600
Agri Retail/Wholesale	2,116	2,500	2,175	2,200
Total	85,448	83,850	85,875	86,700
Recycled Water Sales (AF)	34,679	30,000	33,250	33,000

Purchased/Produced

Acre Feet (AF)	Actual FY 2011/12	Budget FY 2012/13	Projected FY 2012/13	Budget FY 2013/14
Purchased	68,698	65,700	67,803	68,600
Purchased Replenishment	2,852	2,218	2,532	2,528
Desalter Production	5,471	7,400	5,600	7,500
Well Production	16,093	16,000	16,750	16,000
Total	93,114	91,318	92,685	94,628

Summary of Water Service Expenses

Fiscal Year 2013/14

Purchased Water Expense

Purchased water from MWD is projected at 68,600 AF for FY 2013/14, a 4.4 percent increase from FY 2012/13. Additionally, replenishment water purchased from MWD is projected at 2,528 AF for FY 2013/14, for a total purchase of 71,128 AF. The total purchased untreated, treated tier 1 and replenishment water are 19,100 AF, 49,500 AF, and 2,528 AF respectively for FY 2013/14. The purchased water expense is estimated based on MWD published rates, which will increase effective January 1, 2014. Additionally, MWD increased the fixed charges, including the capacity reservation charge (CRC) and readiness-to-serve (RTS) charge effective January 1, 2014. The projected purchased water expense is \$59.3 million for FY 2013/14, which includes \$1.3 million for replenishment water expense.

	July - Dec 2013		Jan - Jun 2014		Total AF	Total\$	Avg/AF
Untreated	10,085	\$ 593	9,015	\$ 593	19,100	\$ 11,326,300	\$ 593.00
Treated Tier 1	29,033	\$ 847	20,467	\$ 890	49,500	42,806,571	\$ 864.78
Treated Tier 2	-	\$ 997	-	\$ 1,032	-	-	\$ -
Subtotal	39,118		29,482		68,600	\$ 54,132,871	\$ 789.11
Replenishment IRRP	-	\$ 468	2,528	\$ 491	2,528	1,242,259	\$ 491.40
Replen to Inventory	-	\$ 468	-	\$ 491	-	-	
Net Replen Expense	-		2,528		2,528	1,242,259	\$ 491.40
Total	39,118		32,010		71,128	55,375,130	\$ 778.53

Capacity Reservation Charge	\$ 523,712	\$ 719,390		\$ 1,243,102	\$ 18.12
Readiness-to-Serve (RTS)	3,655,875	4,480,705		8,136,579	118.61
Standby Credit	(1,411,350)	(1,402,700)		(2,814,050)	(41.02)
Seepage Credit	(1,310,033)	(1,310,033)		(2,620,067)	(38.19)
Adjustments	\$ 1,458,203	\$ 2,487,361	\$ 84.37	\$ 3,945,564	\$ 57.52

Net RTS & Standby \$ 2,244,525 \$ 3,078,005 \$ 5,322,529

	AF	Total MWD Cost	Avg/AF
Proposed FY 2013/14 - Total MWD Cost	71,128	\$ 59,320,694	\$ 834.00

Water Service Expenses (Cost of Water Service)

Water service expenses are projected to be \$108.0 million in FY 2013/14. Additionally, appropriations from rates to fund debt service and reserve obligations are project to be \$9.8 million in FY 2013/14. The cost of water service is projected to be \$117.7 million in FY 2013/14, which includes the water service expenses and appropriations.

Water Cost of Service

Operating Expense	Budget		Budget to Budget Variance	
	FY 2012/13	FY 2013/14	\$	%
Cost of Water	\$ 52,712	\$ 58,078	\$ 5,367	10.2%
Cost of Water - Replenishment	980	1,242	262	26.7%
Wells & Water Treatment Costs	6,335	6,324	(12)	-0.2%
Pumping Plants	2,460	2,348	(111)	-4.5%
Pipelines	7,663	6,960	(702)	-9.2%
Storage Facilities	738	681	(57)	-7.8%
Ground Water Replenishment O&M	528	609	81	15.4%
Water System Energy	6,464	6,674	210	3.2%
Operations Admin & Support Costs	19,565	20,909	1,344	6.9%
G&A Admin Charge	4,147	4,147	-	0.0%
Total Water Cost	\$ 101,592	\$ 107,972	\$ 6,380	6.3%
Appropriations from Rates: Debt Service and Reserves				
Total Appropriations	\$ 8,195	\$ 9,772	\$ 1,577	19.2%
Cost of Service (Water)	\$ 109,787	\$ 117,744	\$ 7,958	7.2%

Summary of Sewer Service Expenses

Fiscal Year 2013/14

The sewer service expenses for FY 2013/14 are estimated to be \$53.1 million, including operating and maintenance (O&M) expense for collection systems, treatment, disposal, system energy, support costs, allocated G&A, and \$2.4 million in recycled water expenses. Additionally, appropriations from sewer rates to fund debt service and reserve obligations are projected to be \$16.3 million in FY 2013/14, including \$8.5 million to fund state revolving fund (SRF) loan reserve obligations and \$7.8 million in system betterment reserve contributions. The cost of sewer service is projected to be \$69.4 million in FY 2013/14, which includes the sewer service expenses and appropriations.

Sewer Cost of Service

(\$000)						
Operating Expense	Budget FY 2012/13	Budget FY 2013/14	Budget to Budget Variance			
			\$	%		
Sewer:						
O&M - Collection System	\$ 4,166	\$ 3,334	\$ (832)	-20.0%		
O&M - Treatment	19,080	20,147	1,066	5.6%		
O&M - Disposal	2,600	2,565	(35)	-1.3%		
Sewer System Energy	5,268	6,148	880	16.7%		
Department Support Costs	10,650	10,796	146	1.4%		
G&A Admin Charge	7,703	7,703	-	0.0%		
Total	\$ 49,467	\$ 50,692	\$ 1,225	2.5%		
Contribution to Recycled Water	2,375	2,375	-	0.0%		
Appropriations from Rates: Debt Service and Reserves						
Total Appropriations	\$ 15,186	\$ 16,339	\$ 1,153	7.6%		
Cost of Service (Sewer)	\$ 67,028	\$ 69,406	\$ 2,378	3.5%		

Summary of Recycled Water Service Expenses

Fiscal Year 2013/14

The recycled water service expenses for FY 2013/14 are estimated to be \$6.4 million, including operating and maintenance (O&M) expense for transmission systems, pumping facilities, storage, system energy, and support costs. Additionally, appropriations from rates to fund debt service and reserve obligations are projected to be \$1.6 million in FY 2013/14. The cost of recycled water service is projected to be \$8.0 million in FY 2013/14, which includes the recycled water service expenses and appropriations.

Recycled Cost of Service

(\$000)						
Operating Expense	Budget		Budget		Budget to Budget Variance	
	FY 2012/13	FY 2013/14			\$	%
Cost of Water	\$ -	\$ -	\$ -	\$ -	\$ -	0.0%
Transmission System	883	1,207			324	36.7%
Pumping Facilities	630	575			(56)	-8.8%
Storage Facilities	855	745			(110)	-12.9%
Recycled System Energy	973	989			16	1.7%
Department Support Costs	2,692	2,893			201	7.5%
Total	\$ 6,034	\$ 6,409	\$	\$	375	6.2%
Appropriations		1,097		1,630	534	48.7%
Cost of Service (Recycled)	\$ 7,130	\$ 8,039	\$	\$	909	12.7%

CONSOLIDATED DEPARTMENT EXPENSES

District Organizational Chart

Wage & Benefit Summary by Account

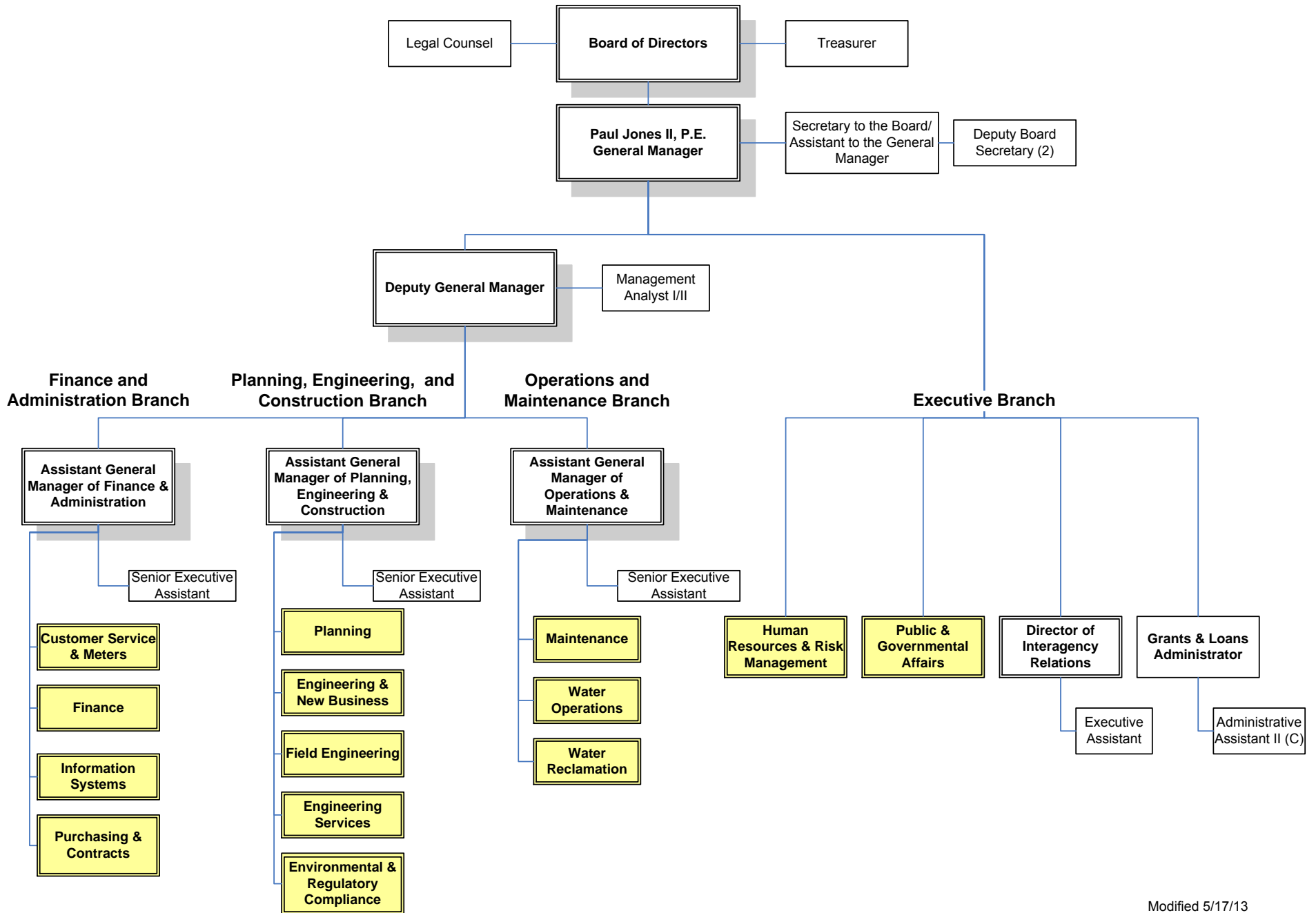
Wage & Benefit Summary by Department

Department Expense Summary by Account

Department Expense Summary by Department

Eastern Municipal Water District Organizational Chart

(633)



Modified 5/17/13

WAGE & BENEFIT SUMMARY BY ACCOUNT

Account Description	Budget		Budget to Budget Variance	
	FY 2012/13	FY 2013/14	\$	%
Earnings:				
52101 Regular Earnings	\$ 39,340,609	\$ 40,817,511	\$ 1,476,902	3.8%
52101 Student Workers & Contract Retirees	150,271	160,276	10,005	6.7%
52107 Holidays/Floater	2,065,695	2,188,673	122,978	6.0%
52110 Jury Duty	34,652	29,475	(5,177)	-14.9%
52112 Safety, Training & Conference	781,145	182,499	(598,646)	-76.6%
52113 Staff Meetings/Employee Assoc	270,215	274,434	4,219	1.6%
52211 Vacation Accrual	2,754,260	2,918,472	164,212	6.0%
52212 Sick Leave Accrual	2,065,695	2,188,853	123,158	6.0%
Total Annual Base Wage Salary	\$ 47,462,542	\$ 48,760,193	\$ 1,297,651	2.7%
52102 Overtime Earnings Paid	543,511	514,516	(28,995)	-5.3%
52104 Standby Earnings	326,977	317,897	(9,080)	-2.8%
52105 Other Earnings (In lieu med, shoes, certific/lic)	689,837	643,779	(46,058)	-6.7%
52108 Pay for Performance	842,574	1,204,569	361,995	43.0%
Total Non Salary Earnings	\$ 2,402,899	\$ 2,680,761	\$ 277,862	11.6%
Total Wages & Earnings	\$ 49,865,441	\$ 51,440,954	\$ 1,575,513	3.2%
Benefits:				
52201 PERS	10,306,988	10,642,675	335,687	3.3%
52202 Health Insurance - Active Employees	8,573,075	8,701,654	128,579	1.5%
52202 Health Insurance - Retirees	3,190,433	3,387,710	197,277	6.2%
52203 Dental Insurance	678,298	667,596	(10,702)	-1.6%
52204 Basic Life Insurance	248,313	254,400	6,087	2.5%
52205 Supplemental Insurance	47,786	48,960	1,174	2.5%
52206 Disability Insurance	316,991	325,855	8,864	2.8%
52207 Social Security Trust	750,327	746,791	(3,536)	-0.5%
52208 Unemployment Reimbursement	47,313	48,637	1,324	2.8%
52209 Workers Compensation	617,012	633,884	16,872	2.7%
52210 Employee Asst Program	16,536	16,458	(78)	-0.5%
52213 FICA Medicare Tax Employer	747,980	771,612	23,632	3.2%
52214 OASDI Employer (for Students & Board)	9,317	17,693	8,376	89.9%
52215 Related Fringe Expense	-	-	-	-
52216 Compensatory Time (Accrued OT Worked)	133,834	126,415	(7,419)	-5.5%
52217 Vision Insurance	52,019	51,918	(101)	-0.2%
57237 Work Clothes Rental	96,589	110,592	14,003	14.5%
Total Benefits Expense	\$ 25,832,811	\$ 26,552,850	\$ 720,039	2.8%
Total Wage & Benefit Expense	\$ 75,698,252	\$ 77,993,804	\$ 2,295,552	3.0%
Budgeted Positions	636	633	(3)	-0.5%
Charged to Construction, Fixed Assets		8,938,905		
Charged to Service Areas, Other Departments		24,883,881		
Charged to Own Department (+ Standby)		44,171,020		
Total Direct Labor Charges		77,993,806		

WAGE & BENEFIT SUMMARY BY DEPARTMENT

Branch & Department	Dept No.	Positions		Budget		Budget to Budget Variance		
		FY 2012/13	FY 2012/13	FY 2013/14	FY 2013/14	Positions	\$	%
Board of Directors	801-718	0	\$ 181,467	0	\$ 177,480	0	\$ (3,987)	-2.2%
Executive	802-711	8	1,334,650	8	1,439,053	0	104,403	7.8%
Human Resources	803-723	8	948,735	7	937,274	-1	(11,461)	-1.2%
Risk Management	803-724	4	604,438	4	579,121	0	(25,317)	-4.2%
Public & Governmental Affairs	804-704	7	1,020,374	7	1,095,369	0	74,995	7.3%
Education	804-714	2	184,270	2	187,215	0	2,945	1.6%
Interagency Relations	805-705	2	315,485	2	322,072	0	6,587	2.1%
Total Executive Branch		31	\$ 4,589,419	30	\$ 4,737,584	-1	\$ 148,165	3.2%
Customer Service	811-752	56	\$ 5,024,656	56	\$ 5,315,611	0	\$ 290,955	5.8%
Meter Services	811-765	23	2,086,606	21	2,000,286	-2	(86,320)	-4.1%
Finance	815-721	19	2,186,463	21	2,481,581	2	295,118	13.5%
Special Funding District	815-725	3	290,207	2	199,719	-1	(90,488)	-31.2%
Information Systems	816-722	33	4,791,769	33	4,932,105	0	140,336	2.9%
Records Management	817-736	5	412,239	5	440,136	0	27,897	6.8%
Warehouse/Receiving	817-764	7	692,421	7	690,707	0	(1,714)	-0.2%
Contracts	817-766	6	643,187	6	667,695	0	24,508	3.8%
Purchasing	817-768	10	1,107,332	10	1,138,645	0	31,313	2.8%
Finance & Administration	819-719	2	391,224	2	422,842	0	31,618	8.1%
Total Finance & Administration Branch		164	\$ 17,626,104	163	\$ 18,289,327	-1	\$ 663,223	3.8%
Planning	824-720	11	\$ 1,580,392	10	\$ 1,499,238	-1	\$ (81,154)	-5.1%
Conservation	824-726	5	475,924	4	421,270	-1	(54,654)	-11.5%
Water Resources Management	824-737	6	832,220	6	996,271	0	164,051	19.7%
Engineering & Construction	830-730	2	398,265	2	436,481	0	38,216	9.6%
Engineering	831-731	17	2,759,792	17	2,833,349	0	73,557	2.7%
New Business Development	833-751	16	1,992,869	17	2,221,472	1	228,603	11.5%
Field Engineering	832-732	36	4,625,278	35	4,497,849	-1	(127,429)	-2.8%
Engineering Services	835-735	25	2,923,380	26	3,106,122	1	182,742	6.3%
Water Quality / Laboratory	860-749	14	1,574,006	14	1,648,302	0	74,296	4.7%
Environmental & Regulatory	880-747	10	1,412,814	10	1,421,179	0	8,365	0.6%
Source Control	882-748	9	1,001,961	10	1,157,004	1	155,043	15.5%
Total Planning, Engineering & Construction Branch		151	\$ 19,576,901	151	\$ 20,238,537	0	\$ 661,636	3.4%
Operations Branch Admin	810-710	2	\$ 403,959	2	\$ 423,896	0	\$ 19,937	4.9%
Maintenance Services	850-750	16	\$ 2,025,611	15	\$ 2,003,993	-1	\$ (21,618)	-1.1%
Fabrication Shop	851-763	3	326,733	3	333,851	0	7,118	2.2%
Auto Shop Overhead	851-7787	12	1,181,193	13	1,339,909	1	158,716	13.4%
Collection Systems Maint	853-746	15	1,688,692	15	1,690,204	0	1,512	0.1%
Mechanical Services	854-745	29	3,399,237	29	3,434,016	0	34,779	1.0%
Electrical Services	855-755	24	3,016,719	24	3,095,388	0	78,669	2.6%
Field Services Construction	856-753	25	2,761,837	23	2,597,563	-2	(164,274)	-5.9%
Field Services Facility Maint	856-756	12	1,149,218	11	1,126,317	-1	(22,901)	-2.0%
Total Maintenance Div.		136	\$ 15,549,240	133	\$ 15,621,241	-3	\$ 72,001	0.5%
Water Ops Admin	870-743	4	\$ 544,004	4	\$ 561,453	0	\$ 17,449	3.2%
IOC	871-741	13	1,572,497	13	1,624,173	0	51,676	3.3%
Water Ops EV, Water Plants	871-744	17	2,086,610	18	2,236,224	1	149,614	7.2%
Water Ops MV, SC, Perris	871-74401	22	2,376,949	21	2,415,143	-1	38,194	1.6%
Recycled Water Ops	871-754	8	898,326	10	1,097,465	2	199,139	22.2%
Total Water Operations Div.		64	\$ 7,478,386	66	\$ 7,934,458	2	\$ 456,072	6.1%
Reclamation Admin	890-758	3	\$ 482,735	3	\$ 492,231	0	\$ 9,496	2.0%
Reclamation Plant Maintenance	895-MX	29	3,450,639	29	3,577,551	0	126,912	3.7%
Plant Ops SJVRWRF	895-0031	12	1,371,469	13	1,517,307	1	145,838	10.6%
Plant Ops MVRWRF	895-0032	13	1,494,938	14	1,624,825	1	129,887	8.7%
Plant Ops TVRWRF	895-0034	16	1,858,419	14	1,717,277	-2	(141,142)	-7.6%
Plant Ops PVRWRF	895-0035	15	1,816,043	15	1,819,570	0	3,527	0.2%
Total Water Reclamation Div.		88	\$ 10,474,243	88	\$ 10,748,761	0	\$ 274,518	2.6%
Total Operations & Maintenance Branch		290	\$ 33,905,828	289	\$ 34,728,356	-1	\$ 822,528	2.4%
Total Wage & Benefit Expense		636	\$ 75,698,252	633	\$ 77,993,804	-3	\$ 2,295,552	3.0%

DEPARTMENT EXPENSE SUMMARY BY ACCOUNT

Account	Description	Budget		Budget to Budget Variance	
		FY 2012/13	FY 2013/14	\$	%
53150	Direct Labor	\$ 45,295,679	\$ 47,311,366	\$ 2,015,687	4.5%
53199	Labor - Students (HR Only) & Contract Retirees	0	172,617	172,617	
53550	Labor - Standby	326,977	317,897	(9,080)	-2.8%
54120	Direct Materials	879,840	927,630	47,790	5.4%
54121	Department Furniture & Non-Electronic Equip	54,356	57,497	3,141	5.8%
54122	Electronic / Computer Equip and Software	127,912	148,807	20,895	16.3%
54123	Meter Material	0	0	0	
54124	Safety Supplies & Small Safety Tools	164,959	148,978	(15,981)	-9.7%
54125	New Computer Workstations	54,200	16,300	(37,900)	-69.9%
54126	Replacement Computer Workstations	216,202	73,484	(142,718)	-66.0%
54127	Network Materials	20,000	50,000	30,000	150.0%
54140	Inventory Materials	193,941	236,601	42,660	22.0%
54244	Oils & Lubricants	21,100	6,550	(14,550)	-69.0%
54245	Tires	63,000	90,000	27,000	42.9%
54246	Diesel	365,000	365,000	0	0.0%
54247	Natural Gas / Propane	7,000	4,830	(2,170)	-31.0%
54248	Gasoline	1,000,000	1,000,000	0	0.0%
54343	Auto Parts	310,250	312,426	2,176	0.7%
54344	Equipment Parts - Other	24,426	20,000	(4,426)	-18.1%
54446	Tools (All)	219,090	198,730	(20,360)	-9.3%
54568	Inventory-Sales Tax	290,000	304,000	14,000	4.8%
54569	Inventory-Freight	21,000	21,000	0	0.0%
55170	Electric Power	569,000	569,000	0	0.0%
55271	Natural Gas	250,800	220,800	(30,000)	-12.0%
55373	Telephone	337,920	339,490	1,570	0.5%
55472	Other Utilities	28,000	27,000	(1,000)	-3.6%
56160	Outside Services	1,582,494	1,769,975	187,481	11.8%
56161	Temporary Services	187,453	404,920	217,467	116.0%
56162	Repairs - Radio	3,000	3,000	0	0.0%
56163	Security Services	600,000	670,000	70,000	11.7%
56174	Repairs-Automotive	12,500	12,500	0	0.0%
56177	Repairs-All Outside	185,550	190,700	5,150	2.8%
56178	Major Maint & Repair - Planned	150,000	150,000	0	0.0%
56179	Major Maint & Repair - Unplanned	35,000	35,000	0	0.0%
56180	Janitorial Services	143,000	181,500	38,500	26.9%
56181	Refuse and Waste Hauling	101,250	95,300	(5,950)	-5.9%
56227	Network Services	10,000	35,000	25,000	250.0%
56265	Computer Consulting & Programming	520,000	553,000	33,000	6.3%
56266	Consultants - Other	287,642	534,950	247,308	86.0%
56267	Consultants - Engineering	26,000	128,800	102,800	395.4%
56268	Safety Consultants	91,150	104,075	12,925	14.2%
56430	Air Quality Compliance Costs	8,000	8,000	0	0.0%
56434	Tests - Outside Lab Services	2,000	2,000	0	0.0%
56463	Tests - EMWD Laboratory	29,000	29,000	0	0.0%
56560	Postage	883,272	901,072	17,800	2.0%
56565	Insurance	300,000	1,413,673	1,113,673	371.2%
56768	Outside Permit Fees	31,000	29,000	(2,000)	-6.5%
56770	SCAQMD Fees	21,500	13,250	(8,250)	-38.4%
56775	Taxes & Assessments	20,000	23,968	3,968	19.8%
56900	Election Expense	225,000	0	(225,000)	-100.0%
57000	Agency Contributions	524,000	501,500	(22,500)	-4.3%
57130	Outside Equipment Rental	577,126	598,600	21,474	3.7%
57131	Space Rent	17,000	15,000	(2,000)	-11.8%
57133	Maintenance Contracts	113,800	105,800	(8,000)	-7.0%
57134	Software Maintenance Contracts	2,548,213	3,012,403	464,190	18.2%
57235	Equipment Rental - EMWD Vehicle Pool	3,624,470	3,465,533	(158,937)	-4.4%
57237	Work Clothes Rental - OMC only	21,000	23,551	2,551	12.1%
58121	Conference Fees	91,125	101,234	10,109	11.1%
58122	Technical Training - In House	99,620	57,800	(41,820)	-42.0%
58123	Technical Training - Outside	168,780	202,205	33,425	19.8%
58124	Safety Training	184,720	225,200	40,480	21.9%
58161	Employee Travel-Expense	220,690	214,845	(5,845)	-2.6%
58163	Dues & Memberships	186,565	212,669	26,104	14.0%
58164	Subscriptions	196,162	186,383	(9,779)	-5.0%
58240	Legal Fees	375,000	411,000	36,000	9.6%
58250	Legal Fees - Other	20,000	47,000	27,000	135.0%
58930	Banking Service Fees	468,940	493,369	24,429	5.2%
Gross Department Expense		\$ 65,732,674	\$ 70,102,778	\$ 4,370,104	6.6%
59080	Reimbursed Expenses - Lab (749)	\$ (52,000)	\$ (52,000)	\$ -	0.0%
59082	Reimbursed Expenses - Warehouse (764)	(290,000)	(304,000)	(14,000)	4.8%
59084	Reimbursed Expenses - Maps (735)	(57,000)	(45,000)	12,000	-21.1%
59085	Reimbursed Expenses - Fab & Meters (763, 765)	(2,000)	(4,400)	(2,400)	120.0%
59086	Reimbursed Expenses	(362,235)	(208,119)	154,116	-42.5%
Net Department Expense		\$ 64,969,439	\$ 69,489,259	\$ 4,519,820	7.0%
Memo: Net Department Expense without Labor		\$ 19,346,783	\$ 21,687,379	\$ 2,340,596	12.1%
Less: Engineering Charged to Projects (731 & 732)		(4,576,388)	(4,120,086)	456,302	-10.0%
Net Expense Before Allocation to Service Areas		\$ 60,393,051	\$ 65,369,173	\$ 4,976,122	8.2%
Less: Internal Vehicle Pool Charges		(3,624,470)	(3,465,533)	158,937	-4.4%
Total Department Expense		\$ 56,768,581	\$ 61,903,640	\$ 5,135,059	9.0%

DEPARTMENT EXPENSE SUMMARY BY DEPARTMENT

Branch & Department	Dept No.	Budget FY 2012/13	Budget FY 2013/14	Budget to Budget Variance \$	Budget to Budget Variance %
Board of Directors	801-718	\$ 497,297	\$ 282,680	\$ (214,617)	-43.2%
General Manager's Office	802-711	2,523,729	2,773,103	249,374	9.9%
Human Resources	803-723	1,214,594	1,261,452	46,858	3.9%
Risk Management	803-724	1,049,835	2,763,584	1,713,749	163.2%
Public & Governmental Affairs	804-704	1,256,781	1,466,325	209,544	16.7%
Education	804-714	312,620	315,094	2,474	0.8%
Interagency Relations	805-705	353,257	400,852	47,595	13.5%
Total Executive Branch		\$ 7,208,113	\$ 9,263,090	\$ 2,054,977	28.5%
Finance & Administration Branch Administration	819-719	\$ 407,031	\$ 433,422	\$ 26,391	6.5%
Customer Service	811-752	6,893,915	7,185,234	291,319	4.2%
Meter Services	811-765	1,916,945	1,989,190	72,245	3.8%
Finance	815-721	2,465,249	2,861,306	396,057	16.1%
Special Funding District Gross	815-725	295,232	208,119	(87,113)	-29.5%
Special Funding District (Credit from CFDs)	815-725	(362,235)	(208,119)	154,116	-42.5%
Information Systems	816-722	7,545,203	7,920,154	374,951	5.0%
Records Management	817-736	480,829	514,966	34,137	7.1%
Warehouse/Receiving	817-764	1,192,201	1,216,674	24,473	2.1%
Warehouse/Receiving (Credits)	817-764	(290,000)	(304,000)	(14,000)	4.8%
Contracts	817-766	676,843	701,650	24,807	3.7%
Copy Center	817-767	940,076	893,000	(47,076)	-5.0%
Purchasing	817-768	1,144,762	1,174,165	29,403	2.6%
Total Finance & Administration Branch		\$ 23,306,051	\$ 24,585,761	\$ 1,279,710	5.5%
Engineering & Construction Branch Administration	830-730	\$ 718,665	\$ 438,301	\$ (280,364)	-39.0%
Planning	824-720	604,537	1,455,186	850,649	140.7%
Conservation	824-726	628,923	465,520	(163,403)	-26.0%
Water Resources Management	824-737	988,035	1,040,252	52,217	5.3%
Engineering Gross	831-731	3,085,531	2,637,850	(447,681)	-14.5%
Engineering (Charged to Construction)	831-731	(3,085,531)	(2,637,850)	447,681	-14.5%
New Business Development	833-751	1,941,114	2,036,985	95,871	4.9%
Field Engineering Gross	832-732	1,490,857	1,482,236	(8,621)	-0.6%
Field Engineering (Charged to Construction)	832-732	(1,490,857)	(1,482,236)	8,621	-0.6%
Engineering Services	835-735	2,096,938	2,768,980	672,042	32.0%
Engineering Services (Credits)	835-735	(45,000)	(33,000)	12,000	-26.7%
Environmental & Regulatory	880-747	1,402,685	1,535,014	132,329	9.4%
Water Quality / Laboratory	860-749	1,965,017	2,033,885	68,868	3.5%
Water Quality / Laboratory (Credits)	860-749	(52,000)	(52,000)	-	0.0%
Source Control	882-748	528,208	553,335	25,127	4.8%
Source Control (Credits)	882-748	(12,000)	(12,000)	-	0.0%
Total Planning, Engineering & Construction Branch		\$ 10,765,122	\$ 12,230,458	\$ 1,465,336	13.6%
Operations & Maintenance Branch Administration	810-710	\$ 440,576	\$ 467,120	\$ 26,544	6.0%
Maintenance Services	850-750	\$ 2,178,096	\$ 2,145,998	\$ (32,098)	-1.5%
OMC	078203	2,846,880	2,382,041	(464,839)	-16.3%
Call Center	078204	137,800	142,818	5,018	3.6%
Repeaters	076000	537,000	608,500	71,500	13.3%
Maintenance Services Total		\$ 5,699,776	\$ 5,279,357	\$ (420,419)	-7.4%
Fabrication Shop	851-763	\$ 91,192	\$ 94,865	\$ 3,673	4.0%
Fabrication Shop (Credits)	851-763	(2,000)	(4,400)	(2,400)	120.0%
Vehicle Centers	851-7745	356,200	438,900	82,700	23.2%
Fuel Station	851-7785	1,383,750	1,385,436	1,686	0.1%
Auto Shop Operations	851-7786	1,355,585	1,641,679	286,094	21.1%
Auto Shop Overhead	851-7787	428,858	347,424	(81,434)	-19.0%
Shop Services Total		\$ 3,613,585	\$ 3,903,904	\$ 290,319	8.0%
Collection Systems Maintenance	853-746	\$ 600,566	\$ 688,616	\$ 88,050	14.7%
Mechanical Services	854-745	1,749,009	1,781,721	32,712	1.9%
Electrical Services	855-755	1,079,757	1,184,960	105,203	9.7%
Field Services Construction	856-753	1,000,254	940,017	(60,237)	-6.0%
Field Services Facility Maintenance	856-756	555,127	561,532	6,405	1.2%
Total		\$ 4,984,713	\$ 5,156,846	\$ 172,133	3.5%
Total Maintenance Division		\$ 14,738,650	\$ 14,807,227	\$ 68,577	0.5%
Water Ops Administration	870-743	\$ 588,799	\$ 600,203	\$ 11,404	1.9%
IOC	871-741	1,630,521	1,676,268	45,747	2.8%
Water Ops EV, Water Plants	871-744	308,209	324,639	16,430	5.3%
Water Ops MV, SC, Perris	871-74401	534,079	516,437	(17,642)	-3.3%
Recycled Water Ops	871-754	336,681	337,813	1,132	0.3%
Total Water Operations Division		\$ 3,398,289	\$ 3,455,360	\$ 57,071	1.7%
Reclamation Administration	890-758	\$ 526,385	\$ 520,531	\$ (5,854)	-1.1%
Reclamation Plants + Maintenance	895-759	450,441	506,746	56,305	12.5%
Total Reclamation Division		\$ 976,826	\$ 1,027,277	\$ 50,451	5.2%
Total Operations & Maintenance Branch		\$ 19,113,765	\$ 19,289,864	\$ 176,099	0.9%
Subtotal Budget		\$ 60,393,051	\$ 65,369,173	\$ 4,976,122	8.2%
Less Internal Vehicle Pool Charges		(3,624,470)	(3,465,533)	158,937	-4.4%
Total Department Expense		\$ 56,768,581	\$ 61,903,640	\$ 5,135,059	9.0%

EXECUTIVE BRANCH

General Manager's Office

Human Resources

Risk Management

Public and Governmental Affairs

Education

Interagency Relations

GENERAL MANAGER'S OFFICE

Fiscal Year 2013-2014

Mission Statement

The mission of the General Manager's office is to provide overall organizational leadership and to work with the Board of Directors on implementing policies, strategic goals and key objectives for the organization.

Roles and Responsibilities

- ◆ Collaborate with Board on development of vision, policies and strategic direction for the organization.
- ◆ Pursue industry leading concepts and brand for EMWD.
- ◆ Provide leadership for 633 staff members in the following areas:
 - Quality assurance of all District products and services.
 - Implementation of organizational vision, policies, and strategic plan.
 - Prompt and accurate vertical communication.
 - Employee accessibility, mentoring and organizational development.
 - Adherence to the District's values, beliefs and ethical work standards.
 - Advocate for the District's safety culture.
- ◆ Build external interagency relationships and provide leadership among agencies.
- ◆ Act in concert with the Board to effectively interface with federal, state and local elected and appointed officials.
- ◆ Provide water industry leadership and advocacy on behalf of EMWD.
- ◆ Build community leader relationships.

Accomplishments in FY 2012/13

- ◆ Completed triennial EMWD Strategic Plan
- ◆ Increased presence and enhanced effectiveness with elected officials and agencies in Sacramento and Washington D.C.
- ◆ Improved interface and relationships with the County of Riverside, cities, special districts and tribes served by the District.
- ◆ Improved executive management team coordination, effectiveness and key staff.
- ◆ Increased executive staff level influence at MWD.
- ◆ Maintained a leadership position in industry advocacy organizations such as ACWA, WaterReuse and others.
- ◆ Addressed challenging internal and external policy issues such as wheeling, community facilities districts guidelines, imported water cost allocations, metal theft and others.
- ◆ Established Hemet-San Jacinto management plan and court appointed Watermaster.
- ◆ Actively engaged with employees and provided leadership and orchestration.

Budget Constraints and Key Variances

The primary constraints for the coming fiscal year include:

- ◆ Maintaining forecast rates and charges for EMWD customers while experiencing substantial increases in uncontrollable expenses.
- ◆ Providing a benefit package under EMWD's labor Memorandum of Understanding (MOU) that is competitive while aligning with current industry trends for shared employee responsibility.
- ◆ Containing controllable costs while providing the highest level of customer service.

Goals and Objectives for FY 2013/14

- ◆ Oversee the implementation of Board approved Strategic Priorities identified for each Branch and Department of the organization.

GENERAL MANAGER'S OFFICE

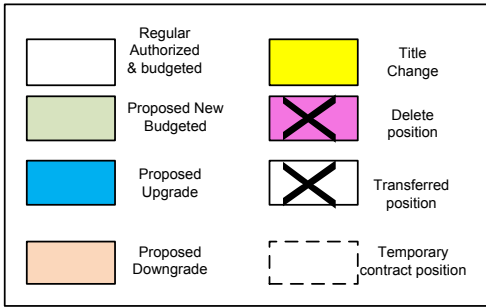
Fiscal Year 2013-2014

Department Summary

General Manager's Office	2012/13		2013/14		Budget to Budget Variance	
	Budget		Budget		\$	%
Wages	\$ 1,074,312	\$	1,149,115	\$	74,803	7.0%
Benefits	441,805		467,418		25,613	5.8%
Total Wages & Benefits	\$ 1,516,117	\$	1,616,533	\$	100,416	6.6%
Materials & Supplies	4,100		7,500		3,400	82.9%
Utilities	6,000		5,450		(550)	-9.17%
Outside Services	425,100		298,500		(126,600)	-29.8%
Rents & Leases	522,700		501,400		(21,300)	-4.1%
Administrative Expenses	534,849		626,400		91,551	17.1%
Reimbursed Expenses	-		-		-	
Total Non-Labor Expenses	1,492,749		1,439,250		(53,499)	-3.6%
Total Department Expense	\$ 3,008,866	\$	3,055,783	\$	46,917	1.6%
Allocation of Wages & Benefits To:						
Capital Projects	\$ -	\$	-	\$	-	
Plants & Service Areas	-		-		-	
Department General & Administrative	1,516,117		1,616,533		100,416	6.6%
Total Wages & Benefits	\$ 1,516,117	\$	1,616,533	\$	100,416	6.6%
Number of Authorized Positions	8		8		-	0.0%

Position Changes

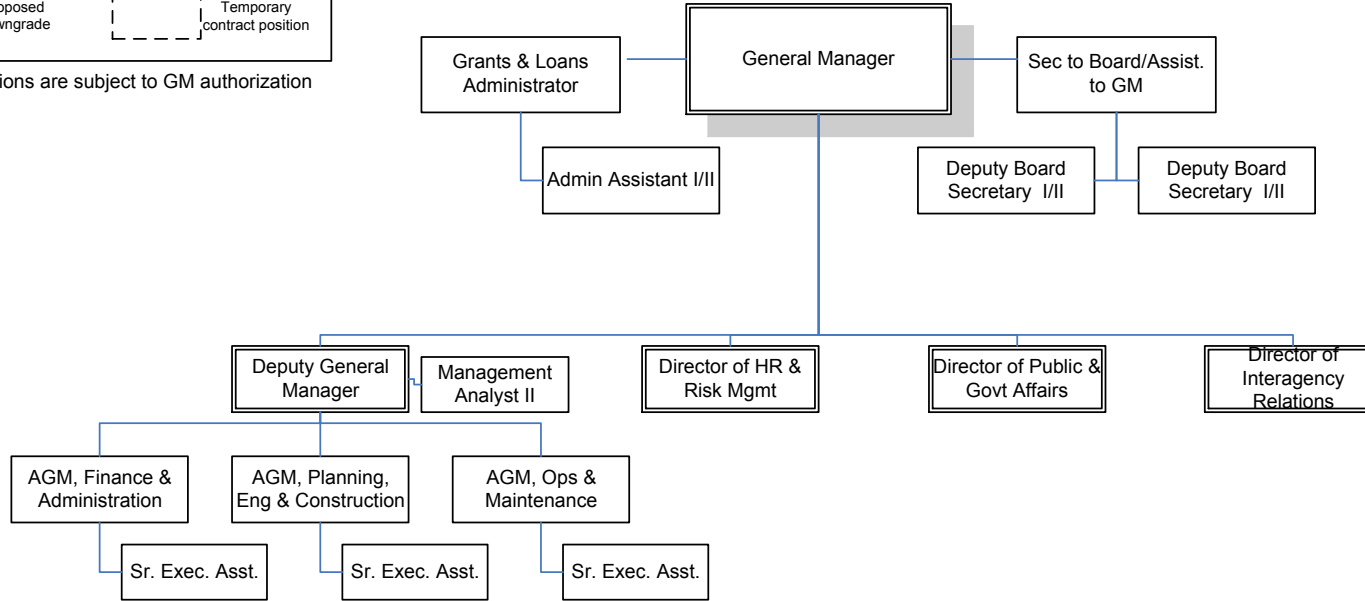
For FY 2013/14, there are no changes in the number of authorized positions.



Budgeted positions are subject to GM authorization

Executive

(8)



Modified 5/17/13

DEPARTMENT EXPENSE SUMMARY
Budget Fiscal Year 2013/14

801-718
Board of Directors
P.Jones

Account	Description	2011/12 Actual	2012/13 Dec YTD	2012/13 Budget	2012/13 Projected	2013/14 Budget
53150	Direct Labor	185,363	81,055	181,467	170,996	177,480
53199	Labor - Students (HR Only) & Contract Retirees	0	0	0	0	0
53550	Labor - Standby	0	0	0	0	0
54120	Direct Materials	2,581	2,175	2,600	4,588	4,000
54121	Department Furniture & Non-Electronic Equip	0	0	0	0	0
54122	Electronic / Computer Equipt and Software	107	879	0	1,854	0
54123	Meter Material	0	0	0	0	0
54124	Safety Supplies & Small Safety Tools	0	0	0	0	0
54125	New Computer Workstations	0	0	0	0	0
54126	Replacement Computer Workstations	0	0	0	0	0
54127	Network Materials	0	0	0	0	0
54140	Inventory Materials	0	0	0	0	0
54244	Oils & Lubricants	0	0	0	0	0
54245	Tires	0	0	0	0	0
54246	Diesel	0	0	0	0	0
54247	Natural Gas / Propane	0	0	0	0	0
54248	Gasoline	0	0	0	0	0
54343	Auto Parts	0	0	0	0	0
54344	Equipment Parts - Other	0	0	0	0	0
54446	Tools (All)	0	0	0	0	0
54568	Inventory-Sales Tax	0	0	0	0	0
54569	Inventory-Freight	0	0	0	0	0
55170	Electric Power	0	0	0	0	0
55271	Natural Gas	0	0	0	0	0
55373	Telephone	3,149	1,874	3,600	3,954	4,000
55472	Other Utilities	0	0	0	0	0
56160	Outside Services	20,415	3,470	25,000	7,321	6,500
56161	Temporary Services	0	0	0	0	0
56162	Repairs - Radio	0	0	0	0	0
56163	Security Services	0	0	0	0	0
56174	Repairs-Automotive	0	0	0	0	0
56177	Repairs-All Outside	0	0	0	0	0
56178	Major Maint & Repair - Planned	0	0	0	0	0
56179	Major Maint & Repair - Unplanned	0	0	0	0	0
56180	Janitorial Services	0	0	0	0	0
56181	Refuse and Waste Hauling	0	0	0	0	0
56227	Network Services	0	0	0	0	0
56265	Computer Consulting & Programming	0	0	0	0	0
56266	Consultants - Other	0	0	0	0	0
56267	Consultants - Engineering	0	0	0	0	0
56268	Safety Consultants	0	0	0	0	0
56430	Air Quality Compliance Costs	0	0	0	0	0
56434	Tests - Outside Lab Services	0	0	0	0	0
56463	Tests - EMWD Laboratory	0	0	0	0	0
56560	Postage	0	0	0	0	0
56565	Insurance	0	0	0	0	0
56768	Outside Permit Fees	0	0	0	0	0
56770	SCAQMD Fees	0	0	0	0	0
56775	Taxes & Assessments	0	0	0	0	0
56900	Election Expense	(14,959)	0	225,000	0	0
57000	Agency Contributions	33,938	19,110	6,000	40,315	30,500
57130	Outside Equipment Rental	0	187	0	393	400
57131	Space Rent	350	0	0	0	0
57133	Maintenance Contracts	0	0	0	0	0
57134	Software Maintenance Contracts	0	0	0	0	0
57235	Equipment Rental - EMWD Vehicle Pool	0	0	0	0	0
57237	Work Clothes Rental - OMC only	0	0	0	0	0
58121	Conference Fees	11,140	5,145	11,700	10,854	13,300
58122	Technical Training - In House	0	0	0	0	0
58123	Technical Training - Outside	0	0	0	0	0
58124	Safety Training	0	0	0	0	0
58161	Employee Travel-Expense	33,507	11,460	22,350	24,177	23,500
58163	Dues & Memberships	20,040	9,940	19,580	20,970	23,000
58164	Subscriptions	0	0	0	0	0
58240	Legal Fees	0	0	0	0	0
58250	Legal Fees - Other	0	0	0	0	0
58930	Banking Service Fees	0	0	0	0	0
TOTAL DEPARTMENT EXPENSES		295,631	135,295	497,297	285,422	282,680
59080	DEPT CREDITS - LAB (749)	0	0	0	0	0
59082	DEPT CREDITS - WAREHOUSE (764)	0	0	0	0	0
59084	DEPT CREDITS - MAPS (735)	0	0	0	0	0
59085	DEPT CREDIT - MATERIAL FAB (763, 765)	0	0	0	0	0
59086	DEPT CREDIT	0	0	0	0	0
59170	Engineering Overhead Charged (731 & 732)	0	0	0	0	0
59190	Allocated to Service Areas (formula)	0	0	0	0	0
59200	Engineering (over) under charged (731 & 732)	0	0	0	0	0
NET AFTER ALLOCATION		295,631	135,295	497,297	285,422	282,680
TOTAL DEPT EXPENSES WITHOUT LABOR		110,268	54,240	315,830	114,426	105,200

DEPARTMENT EXPENSE SUMMARY
Budget Fiscal Year 2013/14

802-711
 Executive
 P.Jones

Account	Description	2011/12 Actual	2012/13 Dec YTD	2012/13 Budget	2012/13 Projected	2013/14 Budget
53150	Direct Labor	1,626,694	746,161	1,346,810	1,574,114	1,439,053
53199	Labor - Students (HR Only) & Contract Retirees	0	0	0	0	0
53550	Labor - Standby	0	0	0	0	0
54120	Direct Materials	2,238	1,490	1,500	3,144	3,500
54121	Department Furniture & Non-Electronic Equip	695	792	0	1,671	0
54122	Electronic / Computer Equipt and Software	3,615	0	0	0	0
54123	Meter Material	0	0	0	0	0
54124	Safety Supplies & Small Safety Tools	0	0	0	0	0
54125	New Computer Workstations	728	0	0	0	0
54126	Replacement Computer Workstations	0	0	0	0	0
54127	Network Materials	0	0	0	0	0
54140	Inventory Materials	0	0	0	0	0
54244	Oils & Lubricants	0	0	0	0	0
54245	Tires	0	0	0	0	0
54246	Diesel	0	0	0	0	0
54247	Natural Gas / Propane	0	0	0	0	0
54248	Gasoline	0	0	0	0	0
54343	Auto Parts	0	0	0	0	0
54344	Equipment Parts - Other	0	0	0	0	0
54446	Tools (All)	0	0	0	0	0
54568	Inventory-Sales Tax	0	0	0	0	0
54569	Inventory-Freight	0	0	0	0	0
55170	Electric Power	0	0	0	0	0
55271	Natural Gas	0	0	0	0	0
55373	Telephone	2,006	681	2,400	1,436	1,450
55472	Other Utilities	0	0	0	0	0
56160	Outside Services	42,716	75,701	25,000	159,701	47,000
56161	Temporary Services	15,879	0	0	0	0
56162	Repairs - Radio	0	0	0	0	0
56163	Security Services	0	0	0	0	0
56174	Repairs-Automotive	0	0	0	0	0
56177	Repairs-All Outside	0	0	0	0	0
56178	Major Maint & Repair - Planned	0	0	0	0	0
56179	Major Maint & Repair - Unplanned	0	0	0	0	0
56180	Janitorial Services	0	0	0	0	0
56181	Refuse and Waste Hauling	0	0	0	0	0
56227	Network Services	0	0	0	0	0
56265	Computer Consulting & Programming	0	0	0	0	0
56266	Consultants - Other	190,500	127,408	150,000	268,781	245,000
56267	Consultants - Engineering	0	0	0	0	0
56268	Safety Consultants	117	0	100	0	0
56430	Air Quality Compliance Costs	0	0	0	0	0
56434	Tests - Outside Lab Services	0	0	0	0	0
56463	Tests - EMWD Laboratory	0	0	0	0	0
56560	Postage	0	0	0	0	0
56565	Insurance	1,446	61	0	129	0
56768	Outside Permit Fees	748	669	0	1,412	0
56770	SCAQMD Fees	0	0	0	0	0
56775	Taxes & Assessments	0	0	0	0	0
56900	Election Expense	0	0	0	0	0
57000	Agency Contributions	440,783	216,254	507,000	456,213	461,000
57130	Outside Equipment Rental	0	0	0	0	0
57131	Space Rent	0	0	0	0	0
57133	Maintenance Contracts	0	0	0	0	0
57134	Software Maintenance Contracts	0	0	0	0	0
57235	Equipment Rental - EMWD Vehicle Pool	5,974	4,494	9,700	9,480	9,500
57237	Work Clothes Rental - OMC only	0	0	0	0	0
58121	Conference Fees	4,724	2,960	5,150	6,244	5,900
58122	Technical Training - In House	0	0	0	0	0
58123	Technical Training - Outside	0	0	0	0	0
58124	Safety Training	0	0	0	0	0
58161	Employee Travel-Expense	28,676	8,102	23,500	17,092	20,500
58163	Dues & Memberships	110,279	36,748	77,569	77,524	100,200
58164	Subscriptions	0	0	0	0	0
58240	Legal Fees	319,671	193,485	375,000	408,179	410,000
58250	Legal Fees - Other	2,427	14,260	0	30,084	30,000
58930	Banking Service Fees	0	0	0	0	0
TOTAL DEPARTMENT EXPENSES		2,799,916	1,429,267	2,523,729	3,015,204	2,773,103
59080	DEPT CREDITS - LAB (749)	0	0	0	0	0
59082	DEPT CREDITS - WAREHOUSE (764)	0	0	0	0	0
59084	DEPT CREDITS - MAPS (735)	0	0	0	0	0
59085	DEPT CREDIT - MATERIAL FAB (763, 765)	0	0	0	0	0
59086	DEPT CREDIT	0	0	0	0	0
59170	Engineering Overhead Charged (731 & 732)	0	0	0	0	0
59190	Allocated to Service Areas (formula)	0	0	0	0	0
59200	Engineering (over) under charged (731 & 732)	0	0	0	0	0
NET AFTER ALLOCATION		2,799,916	1,429,267	2,523,729	3,015,204	2,773,103
TOTAL DEPT EXPENSES WITHOUT LABOR		1,173,222	683,106	1,176,919	1,441,090	1,334,050

HUMAN RESOURCES

Fiscal Year 2013-2014

Mission Statement

The mission of the Human Resources Department is to advance workforce excellence through the development and recognition of a high performing staff who value safety, ethical conduct, and responsibility.

Roles and Responsibilities

- ◆ Promote means to attract and retain a high performing workforce
- ◆ Promote safety
- ◆ Promote leadership and employees development
- ◆ Promote ethical behavior and the District's Values and Beliefs
- ◆ Promote a professional and cooperative workplace culture

Accomplishments in FY 2012/13

- ◆ Modified the Pay for Performance and Performance Management System to clarify expectations and recognize performance achievement consistent with high standards.
- ◆ Improved communication of mandatory training requirements throughout the District with most departments achieving a compliance rate at or above 96%.
- ◆ Developed a management forum to improve vertical communication and management involvement with improving District policies.
- ◆ Successfully completed an audit of all HR administrative processes for legal compliance.
- ◆ Streamlined administrative efforts to reduce costs and improve processes involving family leave, voluntary employee benefits, and service awards.
- ◆ Successfully coordinated with General Counsel the development of a District Administrative Code.

Budget Constraints and Key Variances

For FY 2013/14, The District's MOU discussions will be finalized after the proposed budget has been completed. There may be some variances depending on Board direction.

- ◆ Consultants
 - HR/Payroll Consulting
 - Employee benefits plans consulting
- ◆ Outside Services

Goals and Objectives for FY 2013/14

- ◆ Seek advanced means to provide appropriate training and tools to encourage continuous improvement in employees to meet District's objectives
- ◆ Provide training and communication to promote ethics and advance the District's values and beliefs.
- ◆ Initiate review of alternative HR/payroll systems capable of effectively and accurately accessing all human resource and payroll data in regular and ad hoc reporting consistent with appropriate security levels.

HUMAN RESOURCES

Fiscal Year 2013-2014

Department Summary

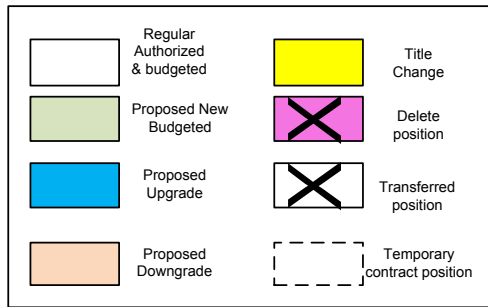
Human Resources	2012/13		2013/14		Budget to Budget Variance	
	Budget		Budget		\$	%
Wages	\$ 609,359		\$ 610,466		\$ 1,107	0.2%
Benefits	339,376		326,808		(12,568)	-3.7%
Total Wages & Benefits	\$ 948,735		\$ 937,274		\$ (11,461)	-1.2%
Materials & Supplies	25,150		29,180		4,030	16.0%
Utilities	600		600		-	0.00%
Outside Services	158,600		233,230		74,630	47.1%
Rents & Leases	1,000		-		(1,000)	-100.0%
Administrative Expenses	80,509		61,168		(19,341)	-24.0%
Reimbursed Expenses	-		-		-	
Total Non-Labor Expenses	265,859		324,178		58,319	21.9%
Total Department Expense	\$ 1,214,594		\$ 1,261,452		\$ 46,858	3.9%
Allocation of Wages & Benefits To:						
Capital Projects	\$ -		\$ -		\$ -	
Plants & Service Areas	-		-		-	
Department General & Administrative	948,735		937,274		(11,461)	-1.2%
Total Wages & Benefits	\$ 948,735		\$ 937,274		\$ (11,461)	-1.2%
Number of Authorized Positions	8		7		(1)	-12.5%

Position Changes

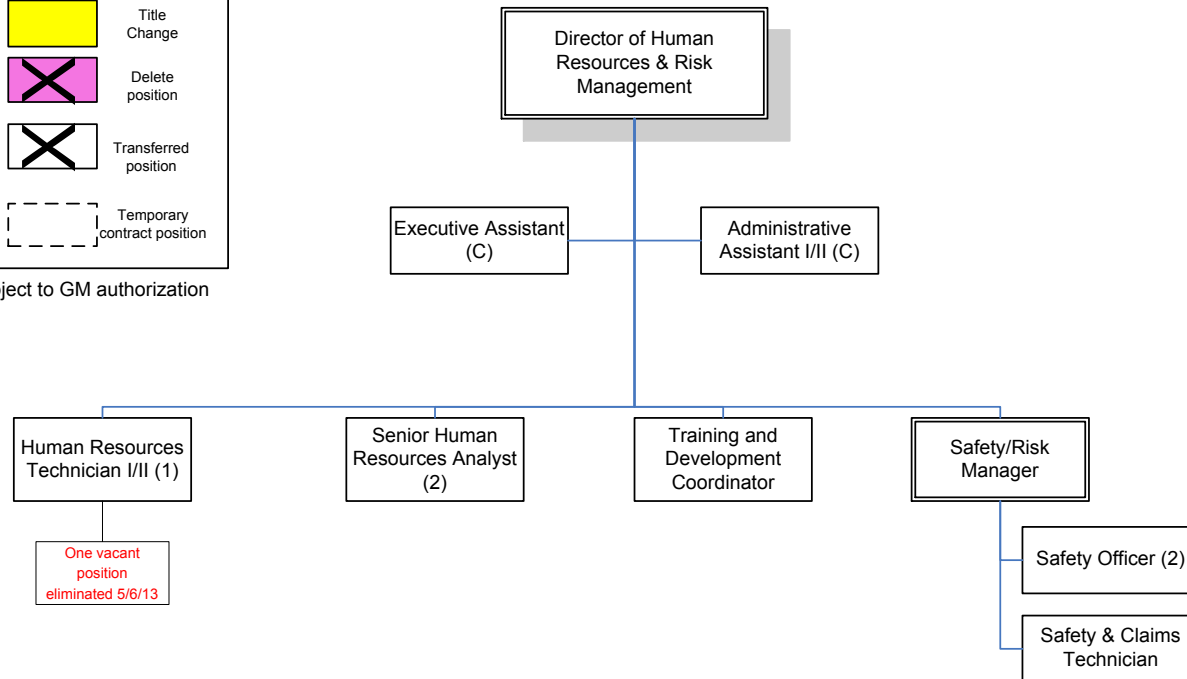
For FY 2013/14, there is one Human Resources Technician Position that will be eliminated. This position was included in the FY 2012/13 budget, but remained unfilled.

Human Resources / Risk Management

(11)



Budgeted positions are subject to GM authorization



Modified 5/17/13

DEPARTMENT EXPENSE SUMMARY
Budget Fiscal Year 2013/14

803-723
Human Resources
D.Moore

Account	Description	2011/12 Actual	2012/13 Dec YTD	2012/13 Budget	2012/13 Projected	2013/14 Budget
53150	Direct Labor	1,047,094	474,073	948,735	1,000,113	937,274
53199	Labor - Students (HR Only) & Contract Retirees	10,809	0	0	0	0
53550	Labor - Standby	0	0	0	0	0
54120	Direct Materials	32,541	17,090	21,970	36,054	25,650
54121	Department Furniture & Non-Electronic Equip	938	0	905	0	230
54122	Electronic / Computer Equip and Software	1,139	140	700	296	515
54123	Meter Material	0	0	0	0	0
54124	Safety Supplies & Small Safety Tools	0	0	0	0	0
54125	New Computer Workstations	15,485	0	0	0	0
54126	Replacement Computer Workstations	0	0	1,575	0	2,785
54127	Network Materials	0	0	0	0	0
54140	Inventory Materials	12	0	0	0	0
54244	Oils & Lubricants	0	0	0	0	0
54245	Tires	0	0	0	0	0
54246	Diesel	0	0	0	0	0
54247	Natural Gas / Propane	0	0	0	0	0
54248	Gasoline	0	0	0	0	0
54343	Auto Parts	0	0	0	0	0
54344	Equipment Parts - Other	0	0	0	0	0
54446	Tools (All)	0	0	0	0	0
54568	Inventory-Sales Tax	0	0	0	0	0
54569	Inventory-Freight	0	0	0	0	0
55170	Electric Power	0	0	0	0	0
55271	Natural Gas	0	0	0	0	0
55373	Telephone	494	228	600	481	600
55472	Other Utilities	0	0	0	0	0
56160	Outside Services	4,146	11,231	50,200	23,693	33,830
56161	Temporary Services	0	0	0	0	0
56162	Repairs - Radio	0	0	0	0	0
56163	Security Services	0	0	0	0	0
56174	Repairs-Automotive	0	0	0	0	0
56177	Repairs-All Outside	0	0	200	0	200
56178	Major Maint & Repair - Planned	0	0	0	0	0
56179	Major Maint & Repair - Unplanned	0	0	0	0	0
56180	Janitorial Services	0	0	0	0	0
56181	Refuse and Waste Hauling	0	0	0	0	0
56227	Network Services	0	0	0	0	0
56265	Computer Consulting & Programming	0	0	10,000	0	0
56266	Consultants - Other	0	2,400	98,000	5,063	199,000
56267	Consultants - Engineering	0	0	0	0	0
56268	Safety Consultants	0	0	0	0	0
56430	Air Quality Compliance Costs	0	0	0	0	0
56434	Tests - Outside Lab Services	0	0	0	0	0
56463	Tests - EMWD Laboratory	0	0	0	0	0
56560	Postage	0	0	200	0	200
56565	Insurance	0	0	0	0	0
56768	Outside Permit Fees	0	0	0	0	0
56770	SCAQMD Fees	0	0	0	0	0
56775	Taxes & Assessments	0	0	0	0	0
56900	Election Expense	0	0	0	0	0
57000	Agency Contributions	0	0	0	0	0
57130	Outside Equipment Rental	0	0	0	0	0
57131	Space Rent	0	0	0	0	0
57133	Maintenance Contracts	0	0	0	0	0
57134	Software Maintenance Contracts	0	0	0	0	0
57235	Equipment Rental - EMWD Vehicle Pool	750	204	1,000	430	0
57237	Work Clothes Rental - OMC only	0	0	0	0	0
58121	Conference Fees	5,793	0	6,200	0	6,400
58122	Technical Training - In House	33,284	9,733	50,350	20,533	42,500
58123	Technical Training - Outside	189	827	0	1,745	2,000
58124	Safety Training	0	0	0	0	0
58161	Employee Travel-Expense	3,485	1,694	6,200	3,573	3,650
58163	Dues & Memberships	9,612	4,360	9,400	9,198	1,400
58164	Subscriptions	6,414	2,763	8,359	5,828	5,218
58240	Legal Fees	0	0	0	0	0
58250	Legal Fees - Other	11,755	8,859	0	18,688	0
58930	Banking Service Fees	0	0	0	0	0
TOTAL DEPARTMENT EXPENSES		1,183,939	533,601	1,214,594	1,125,695	1,261,452
59080	DEPT CREDITS - LAB (749)	0	0	0	0	0
59082	DEPT CREDITS - WAREHOUSE (764)	0	0	0	0	0
59084	DEPT CREDITS - MAPS (735)	0	0	0	0	0
59085	DEPT CREDIT - MATERIAL FAB (763, 765)	0	0	0	0	0
59086	DEPT CREDIT	0	0	0	0	0
59170	Engineering Overhead Charged (731 & 732)	0	0	0	0	0
59190	Allocated to Service Areas (formula)	0	0	0	0	0
59200	Engineering (over) under charged (731 & 732)	0	0	0	0	0
NET AFTER ALLOCATION		1,183,939	533,601	1,214,594	1,125,695	1,261,452
TOTAL DEPT EXPENSES WITHOUT LABOR		126,036	59,528	265,859	125,582	324,178

RISK MANAGEMENT

Fiscal Year 2013-2014

Mission Statement

The mission of the Risk Management Department is to provide expertise, guidance, training and support to employees and management in workplace safety, security, and risk management.

Roles and Responsibilities

- ◆ Provide improved safety training for all employees
- ◆ Actively support the Labor/Management Safety Committee and District's Total Safety Culture.

With no change in staffing the Risk Management department continues to assist departments in providing a safe and secure work environment for all employees. This accomplishment comes through the efforts of the District's Labor/Management Safety Committee, Safety Technical Teams and the Safety Council. Risk Management also manages the District's liability exposure through cost effective self and purchased insurance programs and claims administration.

Accomplishments in FY 2012/13

- ◆ Successfully advanced training compliance efforts achieving a 90% Safety Training Compliance rate with all Departments;
- ◆ Updated the District's Safety Training Process to support plant productivity through on-site safety training at all Regional Water Reclamation Facilities;
- ◆ Complete the update, implementation, and training for the District's Revised Ordinance 49.6 – Injury and Illness Prevention Program; and
- ◆ Successful completion of the biennial Commercial Drivers Program compliance audit, conducted by the California Highway Patrol, which included the Mandatory Random Drug Testing Program.

Budget Constraints and Key Variances

For FY 2013/14, The District's Recertification as a California Voluntary Protection Program STAR Site will take place after the proposed budget has been completed. There may be some variances for items identified by Cal/OSHA as Punch List Correction Actions required.

Potential variances in the proposed budget include the following expenses:

- ◆ Safety Consultants
- ◆ Outside Services

Goals and Objectives for FY 2013/14

- ◆ Increase safety-training dollars for mandatory safety training and training for members of the Labor/Management Safety Committee and Safety Technical Teams.
- ◆ Implement a District-wide computerized Job Safety Analysis program.
- ◆ Revise and implement a District-wide Chemical Approval Process to include Departmental Chemical Inventories that are maintained current.
- ◆ Provide and replace safety equipment as regulations require.

RISK MANAGEMENT

Fiscal Year 2013-2014

Department Summary

Risk Management	2012/13		2013/14		Budget to Budget Variance	
	Budget		Budget		\$	%
Wages	\$ 407,230		\$ 401,279		\$ (5,951)	-1.5%
Benefits	197,208		177,842		(19,366)	-9.8%
Total Wages & Benefits	\$ 604,438		\$ 579,121		\$ (25,317)	-4.2%
Materials & Supplies	53,695		57,405		3,710	6.9%
Utilities	11,650		11,500		(150)	-1.29%
Outside Services	150,335		1,845,971		1,695,636	1127.9%
Rents & Leases	28,072		25,622		(2,450)	-8.7%
Administrative Expenses	201,645		243,965		42,320	21.0%
Reimbursed Expenses	-		-		-	
Total Non-Labor Expenses	445,397		2,184,463		1,739,066	390.5%
Total Department Expense	\$ 1,049,835		\$ 2,763,584		\$ 1,713,749	163.2%
Allocation of Wages & Benefits To:						
Capital Projects	\$ -		\$ -		\$ -	
Plants & Service Areas	-		-		-	
Department General & Administrative	604,438		579,121		(25,317)	-4.2%
Total Wages & Benefits	\$ 604,438		\$ 579,121		\$ (25,317)	-4.2%
Number of Authorized Positions	4		4		-	0.0%

Position Changes

For FY 2013/14, there are no changes in the number of authorized positions.

Footnotes to Department Summary

All risk management expenses have now been centralized (transferred from other cost centers) and include the following expenses:

- Insurance was budgeted at \$585,000 in FY 2012/13 under miscellaneous expense. General liability insurance will increase by 10% and workers' compensation excess liability will increase by 15% in FY 2013/14. Workers' compensation excess liability, construction rider insurance, and tort liability reserve adjustment are new line items in the FY 2013/14 budget.

Property insurance	\$ 426,704
Excess general liability coverage	205,592
Workers' compensation excess liability	159,000
Additional riders for projects transferred to operations	105,000
Tort liability reserve adjustment	100,000
Other (pollution liability, public official & notary bonds, notary E&O)	14,124
Total Budget FY 2013/14	\$ 1,010,421

- Security services were budgeted at \$600,000 in FY 2012/13 and formerly were under maintenance/facilities within general and administrative expense. Security services are budgeted at \$670,000 in FY 2013/14 with a 12% increase as per a new Board-approved agreement.

DEPARTMENT EXPENSE SUMMARY
Budget Fiscal Year 2013/14

803-724
Risk Management
D.Hefley

Account	Description	2011/12 Actual	2012/13 Dec YTD	2012/13 Budget	2012/13 Projected	2013/14 Budget
53150	Direct Labor	558,849	268,079	587,938	565,544	565,759
53199	Labor - Students (HR Only) & Contract Retirees	0	0	0	0	0
53550	Labor - Standby	12,491	5,765	16,500	12,161	13,362
54120	Direct Materials	7,759	910	19,250	18,750	18,250
54121	Department Furniture & Non-Electronic Equip	990	0	785	1,238	2,135
54122	Electronic / Computer Equip and Software	6,113	2,585	8,570	8,340	17,120
54123	Meter Material	0	0	0	0	0
54124	Safety Supplies & Small Safety Tools	13,836	7,286	18,830	18,250	18,400
54125	New Computer Workstations	0	0	0	0	0
54126	Replacement Computer Workstations	54	246	4,760	4,375	0
54127	Network Materials	0	0	0	0	0
54140	Inventory Materials	1,576	533	1,500	1,123	1,500
54244	Oils & Lubricants	0	0	0	0	0
54245	Tires	0	0	0	0	0
54246	Diesel	0	0	0	0	0
54247	Natural Gas / Propane	0	0	0	0	0
54248	Gasoline	0	0	0	0	0
54343	Auto Parts	0	0	0	0	0
54344	Equipment Parts - Other	0	0	0	0	0
54446	Tools (All)	0	0	0	0	0
54568	Inventory-Sales Tax	0	0	0	0	0
54569	Inventory-Freight	0	0	0	0	0
55170	Electric Power	0	0	0	0	0
55271	Natural Gas	0	0	0	0	0
55373	Telephone	6,334	1,217	11,650	11,475	11,500
55472	Other Utilities	0	0	0	0	0
56160	Outside Services	47,265	2,496	65,185	67,800	66,575
56161	Temporary Services	0	0	0	0	0
56162	Repairs - Radio	0	0	0	0	0
56163	Security Services	0	0	0	0	670,000
56174	Repairs-Automotive	0	0	0	0	0
56177	Repairs-All Outside	0	0	0	0	0
56178	Major Maint & Repair - Planned	0	0	0	0	0
56179	Major Maint & Repair - Unplanned	0	0	0	0	0
56180	Janitorial Services	0	0	0	0	0
56181	Refuse and Waste Hauling	0	0	0	0	0
56227	Network Services	0	0	0	0	0
56265	Computer Consulting & Programming	0	0	0	0	0
56266	Consultants - Other	0	0	0	0	0
56267	Consultants - Engineering	0	0	0	0	0
56268	Safety Consultants	35,876	353	84,950	97,250	98,975
56430	Air Quality Compliance Costs	0	0	0	0	0
56434	Tests - Outside Lab Services	0	0	0	0	0
56463	Tests - EMWD Laboratory	0	0	0	0	0
56560	Postage	29	0	200	0	0
56565	Insurance	0	0	0	0	1,010,421
56768	Outside Permit Fees	0	0	0	0	0
56770	SCAQMD Fees	0	0	0	0	0
56775	Taxes & Assessments	0	0	0	0	0
56900	Election Expense	0	0	0	0	0
57000	Agency Contributions	0	0	0	0	0
57130	Outside Equipment Rental	0	0	2,250	1,950	0
57131	Space Rent	0	0	0	0	0
57133	Maintenance Contracts	0	0	0	0	0
57134	Software Maintenance Contracts	920	0	525	325	325
57235	Equipment Rental - EMWD Vehicle Pool	25,820	11,586	25,297	25,297	25,297
57237	Work Clothes Rental - OMC only	0	0	0	0	0
58121	Conference Fees	0	75	0	158	0
58122	Technical Training - In House	0	0	0	0	0
58123	Technical Training - Outside	793	0	3,080	2,950	3,925
58124	Safety Training	89,072	32,584	183,720	142,500	225,200
58161	Employee Travel-Expense	4,134	1,460	8,770	7,895	7,850
58163	Dues & Memberships	305	305	1,105	1,095	1,140
58164	Subscriptions	1,097	0	4,970	4,681	5,850
58240	Legal Fees	0	0	0	0	0
58250	Legal Fees - Other	0	0	0	0	0
58930	Banking Service Fees	0	0	0	0	0
TOTAL DEPARTMENT EXPENSES		813,312	335,478	1,049,835	993,157	2,763,584
59080	DEPT CREDITS - LAB (749)	0	0	0	0	0
59082	DEPT CREDITS - WAREHOUSE (764)	0	0	0	0	0
59084	DEPT CREDITS - MAPS (735)	0	0	0	0	0
59085	DEPT CREDIT - MATERIAL FAB (763, 765)	0	0	0	0	0
59086	DEPT CREDIT	0	0	0	0	0
59170	Engineering Overhead Charged (731 & 732)	0	0	0	0	0
59190	Allocated to Service Areas (formula)	0	0	0	0	0
59200	Engineering (over) under charged (731 & 732)	0	0	0	0	0
NET AFTER ALLOCATION		813,312	335,478	1,049,835	993,157	2,763,584
TOTAL DEPT EXPENSES WITHOUT LABOR		241,972	61,635	445,397	415,452	2,184,463

PUBLIC AND GOVERNMENTAL AFFAIRS

Fiscal Year 2013-2014

Mission Statement

The mission of the Public and Governmental Affairs Department is to engage the public and other District stakeholders through effective cross-media communication for mutual benefit; and advocate the District's interests in the federal, state, and local legislative arenas and at the Metropolitan Water District of Southern California.

Roles and Responsibilities

Public Affairs: Responsible for public affairs efforts including communication and outreach activities such as: managing the District's website, intranet and social media outlets; publishing customer newsletter; news releases, videos, brochures, slideshows, and other materials to assist public understanding of EMWD operations; serve as liaisons to cities, sub-agencies, and community groups; mitigate customer impacts of construction projects; work with key staff and stakeholders to coordinate and implement meetings, tours, and other events.

Governmental Affairs: Ensure that proposed legislation and policy is reasonable, based on sound science, does not inadvertently impact District operations through unintended consequences and benefits the District; enhance the District's presence in Washington D.C. and Sacramento to secure funding for the District's capital needs and legislation addressing District issues.

Accomplishments in FY 2012/13

- ◆ Increased opportunities to conduct District business efficiently and paper-free on www.emwd.org.
- ◆ Launched a video communication initiative and internal employee blog.
- ◆ Conducted effective outreach on water rate/sewer rate methodology change and paperless billing as well as construction outreach for numerous projects.
- ◆ Published numerous documents including the annual Consumer Confidence Report.
- ◆ Enacted of two pieces of metal theft prevention legislation.

Budget Constraints and Key Variances

For FY 2013/14, PGA's outside service and consultant budget includes a proposed increase to accommodate the costs associated with developing and implementing a comprehensive EMWD brand and style guide, developing and implementing tap water and recycled water campaigns, and conducting a professional District-wide customer satisfaction survey. The proposed increase in temporary services is explained in the position changes section.

Goals and Objectives for FY 2013/14

- ◆ Complete professional public opinion survey.
- ◆ Develop and implement comprehensive EMWD brand and style guide.
- ◆ Develop and implement a tap water and recycled water campaigns.
- ◆ Improve District efficiency by continuing to improve the website to increase opportunities for customers to conduct business with the District electronically.
- ◆ Continue providing general public affairs services for the District, including construction outreach
- ◆ Enact legislation to expand the flow of information from failing mutual and private water companies for facilitate annexations where appropriate.
- ◆ Facilitate the passage of the WaterReuse bill, of which EMWD is a co-sponsor that would streamline and clarify permitting practices for recycled water projects.
- ◆ Position EMWD as a leader and force in the industry; participate in arenas where water policy is developing.

PUBLIC AND GOVERNMENTAL AFFAIRS

Fiscal Year 2013-2014

Department Summary

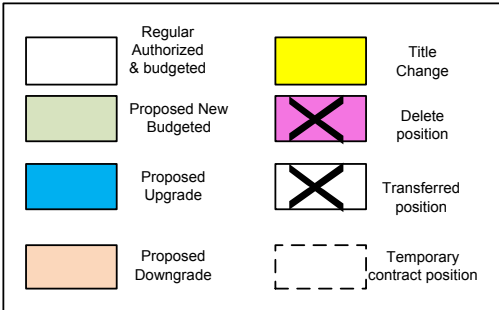
Public & Governmental Affairs	2012/13		2013/14		Budget to Budget Variance	
	Budget		Budget		\$	%
Wages	\$ 678,860		\$ 723,128		\$ 44,268	6.5%
Benefits	341,514		372,241		30,727	9.0%
Total Wages & Benefits	\$ 1,020,374		\$ 1,095,369		\$ 74,995	7.3%
Materials & Supplies	36,430		51,585		15,155	41.6%
Utilities	350		3,350		3,000	857.14%
Outside Services	111,000		220,210		109,210	98.4%
Rents & Leases	6,037		6,021		(16)	-0.3%
Administrative Expenses	82,590		89,790		7,200	8.7%
Reimbursed Expenses	-		-		-	
Total Non-Labor Expenses	236,407		370,956		134,549	56.9%
Total Department Expense	\$ 1,256,781		\$ 1,466,325		\$ 209,544	16.7%
Allocation of Wages & Benefits To:						
Capital Projects	\$ -		\$ -		\$ -	
Plants & Service Areas	-		-		-	
Department General & Administrative	1,020,374		1,095,369		74,995	7.3%
Total Wages & Benefits	\$ 1,020,374		\$ 1,095,369		\$ 74,995	7.3%
Number of Authorized Positions	7		7		-	0.0%

Position Changes

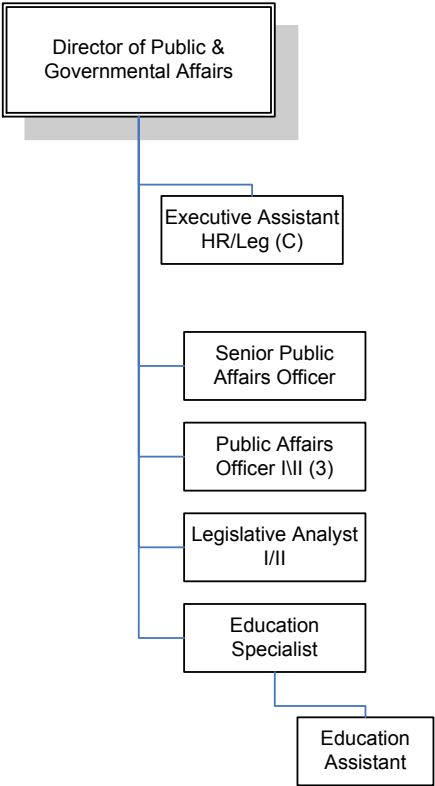
For FY 2013/14, there are no changes in the number of authorized positions. The department intends to make use of a temporary worker during FY 2013/14 to assist with department administrative responsibilities.

Public & Governmental Affairs

(9)



Budgeted positions are subject to GM authorization



Modified 5/17/13

DEPARTMENT EXPENSE SUMMARY
Budget Fiscal Year 2013/14

804-704
Public & Governmental Affairs
J.Walsh

Account	Description	2011/12 Actual	2012/13 Dec YTD	2012/13 Budget	2012/13 Projected	2013/14 Budget
53150	Direct Labor	1,288,422	499,786	1,020,374	1,054,358	1,095,369
53199	Labor - Students (HR Only) & Contract Retirees	0	0	0	0	0
53550	Labor - Standby	0	0	0	0	0
54120	Direct Materials	41,576	9,084	32,050	19,163	49,030
54121	Department Furniture & Non-Electronic Equip	89	0	0	0	0
54122	Electronic / Computer Equipt and Software	3,771	3,169	1,480	6,686	2,035
54123	Meter Material	0	0	0	0	0
54124	Safety Supplies & Small Safety Tools	135	25	0	52	50
54125	New Computer Workstations	0	0	0	0	0
54126	Replacement Computer Workstations	506	2,483	2,900	5,238	295
54127	Network Materials	0	0	0	0	0
54140	Inventory Materials	118	87	0	184	125
54244	Oils & Lubricants	0	0	0	0	0
54245	Tires	0	0	0	0	0
54246	Diesel	0	0	0	0	0
54247	Natural Gas / Propane	0	0	0	0	0
54248	Gasoline	0	0	0	0	0
54343	Auto Parts	0	0	0	0	0
54344	Equipment Parts - Other	0	0	0	0	0
54446	Tools (All)	0	16	0	34	50
54568	Inventory-Sales Tax	0	0	0	0	0
54569	Inventory-Freight	0	0	0	0	0
55170	Electric Power	0	0	0	0	0
55271	Natural Gas	0	0	0	0	0
55373	Telephone	444	228	350	481	3,350
55472	Other Utilities	0	0	0	0	0
56160	Outside Services	104,118	30,853	111,000	65,089	145,210
56161	Temporary Services	0	0	0	0	25,000
56162	Repairs - Radio	0	0	0	0	0
56163	Security Services	0	0	0	0	0
56174	Repairs-Automotive	0	0	0	0	0
56177	Repairs-All Outside	0	0	0	0	0
56178	Major Maint & Repair - Planned	0	0	0	0	0
56179	Major Maint & Repair - Unplanned	0	0	0	0	0
56180	Janitorial Services	0	0	0	0	0
56181	Refuse and Waste Hauling	0	0	0	0	0
56227	Network Services	0	0	0	0	0
56265	Computer Consulting & Programming	0	0	0	0	0
56266	Consultants - Other	1,563	6,625	0	13,976	50,000
56267	Consultants - Engineering	0	0	0	0	0
56268	Safety Consultants	0	0	0	0	0
56430	Air Quality Compliance Costs	0	0	0	0	0
56434	Tests - Outside Lab Services	0	0	0	0	0
56463	Tests - EMWD Laboratory	0	0	0	0	0
56560	Postage	0	0	0	0	0
56565	Insurance	0	0	0	0	0
56768	Outside Permit Fees	0	0	0	0	0
56770	SCAQMD Fees	0	0	0	0	0
56775	Taxes & Assessments	0	0	0	0	0
56900	Election Expense	0	0	0	0	0
57000	Agency Contributions	750	0	0	0	0
57130	Outside Equipment Rental	0	0	0	0	0
57131	Space Rent	0	0	0	0	0
57133	Maintenance Contracts	0	0	0	0	0
57134	Software Maintenance Contracts	0	0	0	0	0
57235	Equipment Rental - EMWD Vehicle Pool	6,364	2,854	6,037	6,021	6,021
57237	Work Clothes Rental - OMC only	0	0	0	0	0
58121	Conference Fees	6,554	2,370	14,055	5,000	14,100
58122	Technical Training - In House	0	0	0	0	0
58123	Technical Training - Outside	0	0	0	0	0
58124	Safety Training	0	0	0	0	0
58161	Employee Travel-Expense	39,542	9,731	40,115	20,528	42,000
58163	Dues & Memberships	7,547	6,537	8,230	13,791	5,080
58164	Subscriptions	4,455	4,119	20,190	8,689	28,610
58240	Legal Fees	0	0	0	0	0
58250	Legal Fees - Other	0	0	0	0	0
58930	Banking Service Fees	0	0	0	0	0
TOTAL DEPARTMENT EXPENSES		1,505,954	577,967	1,256,781	1,219,290	1,466,325
59080	DEPT CREDITS - LAB (749)	0	0	0	0	0
59082	DEPT CREDITS - WAREHOUSE (764)	0	0	0	0	0
59084	DEPT CREDITS - MAPS (735)	0	0	0	0	0
59085	DEPT CREDIT - MATERIAL FAB (763, 765)	0	0	0	0	0
59086	DEPT CREDIT	0	0	0	0	0
59170	Engineering Overhead Charged (731 & 732)	0	0	0	0	0
59190	Allocated to Service Areas (formula)	0	0	0	0	0
59200	Engineering (over) under charged (731 & 732)	0	0	0	0	0
NET AFTER ALLOCATION		1,505,954	577,967	1,256,781	1,219,290	1,466,325
TOTAL DEPT EXPENSES WITHOUT LABOR		217,532	78,181	236,407	164,932	370,956

EDUCATION DEPARTMENT

Fiscal Year 2013-2014

Mission Statement

The mission of the Education Department is to foster understanding of water and wastewater issues and to promote wise water use among the future leaders of our community.

Roles and Responsibilities

The Education Department is responsible for providing a comprehensive K-12 education program to 11 school districts within the 542 square mile service area.

Accomplishments in FY 2012/13

- ◆ Converted EMWD published storybooks into eBooks in September 2012, which permits anyone with a tablet-based device, access to download these files.
- ◆ Launched the *Savvy the Water Drop* Facebook page on September 02, 2012, which allows customer interaction and feedback regarding the education program.
- ◆ Wrote the *Gobi and Aguat get Savvy about Water Quality* story book and created a presentation and curriculum to accompany the program, in January 2013, which provides another building block in the water education program.
- ◆ Promoted the recycled water message by including it as the topic for the 2013 Write Off program, resulting in the newest EMWD story book, *Professor Purrkis Ponders Purple Pipes*, which will be developed into a presentation and curriculum for the 2013/2014 school year.

Budget Constraints and Key Variances

For FY 2013/14, there are no significant budget constraints or variances.

Goals and Objectives for FY 2013/14

In alignment with **STRATEGIC OBJECTIVE I (COMMUNITY RELATIONS)**

Promote and sustain effective communication between the District and its stakeholders. Tactics I. D. - Conduct a school education program promoting a more comprehensive understanding of water and wastewater issues:

- ◆ Increase EMWD Education Facebook traffic by infusing social media information with in-house EMWD education materials.
- ◆ Develop presentation to bring about a greater awareness and acceptance of recycled water, using Write Off content winning story.
- ◆ Provide presentations, field trips, and materials to area schools to promote the water education message.
- ◆ Support Solar Cup event to promote stewardship of our natural resources.
- ◆ Develop timely topic for Write Off contest program to promote water awareness among the youth.

In alignment with **STRATEGIC OBJECTIVE III (SOCIAL RESPONSIBILITY)**

Participate in the life of the community. Tactics III.B. - Promote causes related to the community's health, public welfare, and education through in-kind services and encouraging employee volunteerism and contribution:

- ◆ Host monthly Audubon tours to provide customers access to the benefits of the EMWD multipurpose constructed wetlands.
- ◆ Participate in community events to promote a better understanding of water-related issues.
- ◆ Participate in committees to promote water education in schools and the community.

EDUCATION DEPARTMENT

Fiscal Year 2013-2014

Department Summary

Education	2012/13		2013/14		Budget to Budget Variance	
	Budget		Budget		\$	%
Wages	\$ 125,288		\$ 127,428		\$ 2,140	1.7%
Benefits	58,982		59,787		805	1.4%
Total Wages & Benefits	\$ 184,270		\$ 187,215		\$ 2,945	1.6%
Materials & Supplies	30,000		36,750		6,750	22.5%
Utilities	-		-		-	
Outside Services	77,000		70,250		(6,750)	-8.8%
Rents & Leases	18,800		18,329		(471)	-2.5%
Administrative Expenses	2,550		2,550		-	0.0%
Reimbursed Expenses	-		-		-	
Total Non-Labor Expenses	128,350		127,879		(471)	-0.4%
Total Department Expense	\$ 312,620		\$ 315,094		\$ 2,474	0.8%
Allocation of Wages & Benefits To:						
Capital Projects	\$ -		\$ -		\$ -	
Plants & Service Areas	-		-		-	
Department General & Administrative	184,270		187,215		2,945	1.6%
Total Wages & Benefits	\$ 184,270		\$ 187,215		\$ 2,945	1.6%
Number of Authorized Positions	2		2		-	0.0%

Position Changes

For FY 2013/14, there are no changes in the number of authorized positions.

DEPARTMENT EXPENSE SUMMARY
Budget Fiscal Year 2013/14

804-714
Education
M.Orloff

Account	Description	2011/12 Actual	2012/13 Dec YTD	2012/13 Budget	2012/13 Projected	2013/14 Budget
53150	Direct Labor	182,637	93,986	184,270	198,274	187,215
53199	Labor - Students (HR Only) & Contract Retirees	0	0	0	0	0
53550	Labor - Standby	0	0	0	0	0
54120	Direct Materials	28,337	12,080	30,000	25,484	36,750
54121	Department Furniture & Non-Electronic Equip	0	0	0	0	0
54122	Electronic / Computer Equipt and Software	168	267	0	563	0
54123	Meter Material	0	0	0	0	0
54124	Safety Supplies & Small Safety Tools	0	0	0	0	0
54125	New Computer Workstations	0	0	0	0	0
54126	Replacement Computer Workstations	0	23	0	48	0
54127	Network Materials	0	0	0	0	0
54140	Inventory Materials	0	0	0	0	0
54244	Oils & Lubricants	0	0	0	0	0
54245	Tires	0	0	0	0	0
54246	Diesel	0	0	0	0	0
54247	Natural Gas / Propane	0	0	0	0	0
54248	Gasoline	0	0	0	0	0
54343	Auto Parts	0	0	0	0	0
54344	Equipment Parts - Other	0	0	0	0	0
54446	Tools (All)	0	0	0	0	0
54568	Inventory-Sales Tax	0	0	0	0	0
54569	Inventory-Freight	0	0	0	0	0
55170	Electric Power	0	0	0	0	0
55271	Natural Gas	0	0	0	0	0
55373	Telephone	0	0	0	0	0
55472	Other Utilities	0	0	0	0	0
56160	Outside Services	59,217	15,359	76,000	32,401	69,250
56161	Temporary Services	0	0	0	0	0
56162	Repairs - Radio	0	0	0	0	0
56163	Security Services	0	0	0	0	0
56174	Repairs-Automotive	0	0	0	0	0
56177	Repairs-All Outside	0	0	0	0	0
56178	Major Maint & Repair - Planned	0	0	0	0	0
56179	Major Maint & Repair - Unplanned	0	0	0	0	0
56180	Janitorial Services	0	0	0	0	0
56181	Refuse and Waste Hauling	0	0	0	0	0
56227	Network Services	0	0	0	0	0
56265	Computer Consulting & Programming	0	0	0	0	0
56266	Consultants - Other	0	0	0	0	0
56267	Consultants - Engineering	0	0	0	0	0
56268	Safety Consultants	0	0	0	0	0
56430	Air Quality Compliance Costs	0	0	0	0	0
56434	Tests - Outside Lab Services	0	0	0	0	0
56463	Tests - EMWD Laboratory	0	0	0	0	0
56560	Postage	0	0	1,000	0	1,000
56565	Insurance	0	0	0	0	0
56768	Outside Permit Fees	0	0	0	0	0
56770	SCAQMD Fees	0	0	0	0	0
56775	Taxes & Assessments	0	0	0	0	0
56900	Election Expense	0	0	0	0	0
57000	Agency Contributions	8,750	7,500	10,000	15,822	10,000
57130	Outside Equipment Rental	0	0	0	0	0
57131	Space Rent	0	0	0	0	0
57133	Maintenance Contracts	0	0	0	0	0
57134	Software Maintenance Contracts	0	0	0	0	0
57235	Equipment Rental - EMWD Vehicle Pool	8,770	3,948	8,800	8,329	8,329
57237	Work Clothes Rental - OMC only	0	0	0	0	0
58121	Conference Fees	0	0	0	0	0
58122	Technical Training - In House	0	0	0	0	0
58123	Technical Training - Outside	0	0	0	0	0
58124	Safety Training	0	0	0	0	0
58161	Employee Travel-Expense	2,560	873	2,550	1,842	2,550
58163	Dues & Memberships	0	0	0	0	0
58164	Subscriptions	0	270	0	570	0
58240	Legal Fees	0	0	0	0	0
58250	Legal Fees - Other	0	0	0	0	0
58930	Banking Service Fees	0	0	0	0	0
TOTAL DEPARTMENT EXPENSES		290,439	134,305	312,620	283,333	315,094
59080	DEPT CREDITS - LAB (749)	0	0	0	0	0
59082	DEPT CREDITS - WAREHOUSE (764)	0	0	0	0	0
59084	DEPT CREDITS - MAPS (735)	0	0	0	0	0
59085	DEPT CREDIT - MATERIAL FAB (763, 765)	0	0	0	0	0
59086	DEPT CREDIT	0	0	0	0	0
59170	Engineering Overhead Charged (731 & 732)	0	0	0	0	0
59190	Allocated to Service Areas (formula)	0	0	0	0	0
59200	Engineering (over) under charged (731 & 732)	0	0	0	0	0
NET AFTER ALLOCATION		290,439	134,305	312,620	283,333	315,094
TOTAL DEPT EXPENSES WITHOUT LABOR		107,802	40,319	128,350	85,059	127,879

INTERAGENCY RELATIONS DEPARTMENT

Fiscal Year 2013-2014

Mission Statement

The mission of the Interagency Relations Department is to promote and sustain effective staff-level communication between the District and partnering agencies to optimize public service.

Roles and Responsibilities

The department is responsible for planning, organizing, directing, and implementing comprehensive efforts to enhance communications and coordination with key staff members of agencies within the District's service area, including water and wastewater districts, municipalities, and tribes. Participates in facilitating enhanced two-way communication and organizing the delivery of tailored services as required; provides expert professional assistance and guidance to District management on a wide range of interagency concerns and efforts; and performs related duties as assigned.

Accomplishments in FY 2012/13

- ◆ Developed a comprehensive Interagency Outreach Plan that was approved by the full Board for consideration in August 2012.
- ◆ In coordination with Executive Management and the Engineering Department, implemented the Interagency Outreach Plan. This includes coordination of recurring meetings with the targeted stakeholders as well as tracking and completion of follow-up items identified in the meetings. Staff monitors the School District Board Meeting agendas and community news and provides updates as needed.

Budget Constraints and Key Variances

For FY 2013/14, there are no significant budget constraints or variances.

The proposed budget includes the following expenses:

- ◆ Materials and Outside Services: Partnering agencies have not submitted their Water Bottle Filling Station Pilot Program Interagency Agreements. Therefore, timing of associated payments or reimbursements is somewhat unknown.

Goals and Objectives for FY 2013/14

- ◆ Develop, secure Board support, and implement outreach strategies that engage educational leaders in initiatives and programs of mutual interest.
- ◆ Research opportunities to leverage District resources through interagency partnerships and creation of a non-profit organization for the purpose of obtaining additional financial and in-kind support for water quality, water education, and water use efficiency programs for the community; submit findings to the Board for consideration.
- ◆ Implement the Board approved Water Bottle Filling Station Pilot program to encourage public acceptance of tap water. Secure Board support for additional partnership strategies that bolster tap water message awareness, and expand the program to maximize public participation.

INTERAGENCY RELATIONS DEPARTMENT

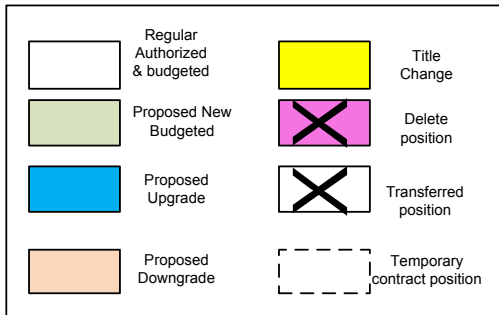
Fiscal Year 2013-2014

Department Summary

Interagency Relations	2012/13		2013/14		Budget to Budget Variance		
		Budget		Budget	\$	%	
Wages	\$	211,020	\$	215,034	\$	4,014	1.9%
Benefits		104,465		107,038		2,573	2.5%
Total Wages & Benefits	\$	315,485	\$	322,072	\$	6,587	2.1%
Materials & Supplies		9,522		44,380		34,858	366.1%
Utilities		-		-		-	
Outside Services		23,000		30,000		7,000	30.4%
Rents & Leases		-		-		-	
Administrative Expenses		5,250		4,400		(850)	-16.2%
Reimbursed Expenses		-		-		-	
Total Non-Labor Expenses		37,772		78,780		41,008	108.6%
Total Department Expense	\$	353,257	\$	400,852	\$	47,595	13.5%
Allocation of Wages & Benefits To:							
Capital Projects	\$	-	\$	-	\$	-	
Plants & Service Areas		-		-		-	
Department General & Administrative		315,485		322,072		6,587	2.1%
Total Wages & Benefits	\$	315,485	\$	322,072	\$	6,587	2.1%
Number of Authorized Positions		2		2		-	0.0%

Position Changes

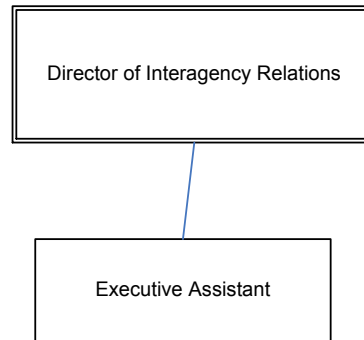
For FY 2013/14, there are no changes in the number of authorized positions.



Budgeted positions are subject to GM authorization

Interagency Relations

(2)



Modified 5/17/13

DEPARTMENT EXPENSE SUMMARY
Budget Fiscal Year 2013/14

805-705
Interagency Relations
M.Nieman

Account	Description	2011/12 Actual	2012/13 Dec YTD	2012/13 Budget	2012/13 Projected	2013/14 Budget
53150	Direct Labor	75,994	167,113	315,485	352,544	322,072
53199	Labor - Students (HR Only) & Contract Retirees	0	0	0	0	0
53550	Labor - Standby	0	0	0	0	0
54120	Direct Materials	595	1,456	5,000	3,072	43,100
54121	Department Furniture & Non-Electronic Equip	0	0	0	0	800
54122	Electronic / Computer Equip and Software	193	39	1,262	83	480
54123	Meter Material	0	0	0	0	0
54124	Safety Supplies & Small Safety Tools	0	0	0	0	0
54125	New Computer Workstations	0	0	0	0	0
54126	Replacement Computer Workstations	0	3,170	3,260	6,688	0
54127	Network Materials	0	0	0	0	0
54140	Inventory Materials	0	0	0	0	0
54244	Oils & Lubricants	0	0	0	0	0
54245	Tires	0	0	0	0	0
54246	Diesel	0	0	0	0	0
54247	Natural Gas / Propane	0	0	0	0	0
54248	Gasoline	0	0	0	0	0
54343	Auto Parts	0	0	0	0	0
54344	Equipment Parts - Other	0	0	0	0	0
54446	Tools (All)	0	0	0	0	0
54568	Inventory-Sales Tax	0	0	0	0	0
54569	Inventory-Freight	0	0	0	0	0
55170	Electric Power	0	0	0	0	0
55271	Natural Gas	0	0	0	0	0
55373	Telephone	0	190	0	401	0
55472	Other Utilities	0	0	0	0	0
56160	Outside Services	0	9,758	23,000	20,585	30,000
56161	Temporary Services	0	0	0	0	0
56162	Repairs - Radio	0	0	0	0	0
56163	Security Services	0	0	0	0	0
56174	Repairs-Automotive	0	0	0	0	0
56177	Repairs-All Outside	0	0	0	0	0
56178	Major Maint & Repair - Planned	0	0	0	0	0
56179	Major Maint & Repair - Unplanned	0	0	0	0	0
56180	Janitorial Services	0	0	0	0	0
56181	Refuse and Waste Hauling	0	0	0	0	0
56227	Network Services	0	0	0	0	0
56265	Computer Consulting & Programming	0	0	0	0	0
56266	Consultants - Other	0	0	0	0	0
56267	Consultants - Engineering	0	0	0	0	0
56268	Safety Consultants	0	0	0	0	0
56430	Air Quality Compliance Costs	0	0	0	0	0
56434	Tests - Outside Lab Services	0	0	0	0	0
56463	Tests - EMWD Laboratory	0	0	0	0	0
56560	Postage	0	0	0	0	0
56565	Insurance	0	0	0	0	0
56768	Outside Permit Fees	0	0	0	0	0
56770	SCAQMD Fees	0	0	0	0	0
56775	Taxes & Assessments	0	0	0	0	0
56900	Election Expense	0	0	0	0	0
57000	Agency Contributions	0	0	0	0	0
57130	Outside Equipment Rental	0	0	0	0	0
57131	Space Rent	0	0	0	0	0
57133	Maintenance Contracts	0	0	0	0	0
57134	Software Maintenance Contracts	0	0	0	0	0
57235	Equipment Rental - EMWD Vehicle Pool	0	27	0	56	0
57237	Work Clothes Rental - OMC only	0	0	0	0	0
58121	Conference Fees	0	783	1,200	1,652	1,200
58122	Technical Training - In House	0	0	0	0	0
58123	Technical Training - Outside	0	0	0	0	0
58124	Safety Training	0	0	0	0	0
58161	Employee Travel-Expense	562	564	3,200	1,190	3,200
58163	Dues & Memberships	0	0	0	0	0
58164	Subscriptions	0	150	850	316	0
58240	Legal Fees	0	0	0	0	0
58250	Legal Fees - Other	0	0	0	0	0
58930	Banking Service Fees	0	0	0	0	0
TOTAL DEPARTMENT EXPENSES		77,343	183,250	353,257	386,587	400,852
59080	DEPT CREDITS - LAB (749)	0	0	0	0	0
59082	DEPT CREDITS - WAREHOUSE (764)	0	0	0	0	0
59084	DEPT CREDITS - MAPS (735)	0	0	0	0	0
59085	DEPT CREDIT - MATERIAL FAB (763, 765)	0	0	0	0	0
59086	DEPT CREDIT	0	0	0	0	0
59170	Engineering Overhead Charged (731 & 732)	0	0	0	0	0
59190	Allocated to Service Areas (formula)	0	0	0	0	0
59200	Engineering (over) under charged (731 & 732)	0	0	0	0	0
NET AFTER ALLOCATION		77,343	183,250	353,257	386,587	400,852
TOTAL DEPT EXPENSES WITHOUT LABOR		1,349	16,137	37,772	34,043	78,780

FINANCE AND ADMINISTRATION BRANCH

Branch Administration

Customer Service

Meter Services

Finance & Special Funding Districts

Information Systems

Purchasing & Contracts

FINANCE AND ADMINISTRATION

Fiscal Year 2013-2014

Roles and Responsibilities

The Finance and Administration Branch includes the departments of Finance and Special Funding Districts, Customer Service and Meter Services, Information Systems, and Purchasing, Contracts, Records Management and the Warehouse.

Accomplishments in FY 2012/13

- ◆ Integrated branch departments into new organizational structure.
- ◆ Established significant changes in the District's deferred compensation programs, including significant cost-savings for plan participants, improved fiduciary oversight and education, and a streamlined investment line-up.
- ◆ Implemented a new sewer rate methodology that established block rates that reflect the reasonable costs of service for smaller and larger household sizes.
- ◆ Led bond refundings to implement a new SIFMA-indexed bond series with substantially reduced costs; achieved the highest short-term ratings from Fitch, Standard & Poor's, and Moody's.
- ◆ Led revisions to budget document to improve transparency.

Budget Constraints and Key Variances

The primary constraints for the coming fiscal year include:

- ◆ Labor costs were underestimated for FY 2012/13; the FY 2013/14 budget reflects the anticipated additional costs in line with FY 2012/13 actual expenditures.

Goals and Objectives for FY 2013/14

- ◆ Support the goals and objectives of each of the branch departments.
- ◆ Establish a long-term funding plan for the District's Other Post-Employment Benefits (OPEB) unfunded liability.
- ◆ Develop and execute a refunding plan to smooth future debt service obligations and maintain a level of debt service coverage that is consistent with highly rated utility credits.
- ◆ Develop a long-term financial funding model to plan for the funding of future infrastructure replacement and refurbishment capital needs in a balanced manner using reserves, rate revenue and public financings.
- ◆ Implement an information systems strategic plan and improve project governance using District-wide prioritization.
- ◆ Deploy additional automated metering infrastructure to reduce costs.

FINANCE AND ADMINISTRATION

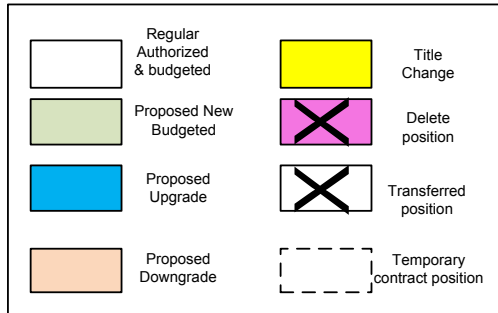
Fiscal Year 2013-2014

Department Summary

Finance & Administration	2012/13		2013/14		Budget to Budget Variance	
	Budget		Budget		\$	%
Wages	\$ 281,334	\$	306,394	\$	25,060	8.9%
Benefits	109,890		116,448		6,558	6.0%
Total Wages & Benefits	\$ 391,224	\$	422,842	\$	31,618	8.1%
Materials & Supplies	10,407		2,580		(7,827)	-75.2%
Utilities	550		-		(550)	-100.00%
Outside Services	100		-		(100)	-100.0%
Rents & Leases	-		-		-	
Administrative Expenses	4,750		8,000		3,250	68.4%
Reimbursed Expenses	-		-		-	
Total Non-Labor Expenses	15,807		10,580		(5,227)	-33.1%
Total Department Expense	\$ 407,031	\$	433,422	\$	26,391	6.5%
Allocation of Wages & Benefits To:						
Capital Projects	\$ -	\$	-	\$	-	
Plants & Service Areas	-		-		-	
Department General & Administrative	391,224		422,842		31,618	8.1%
Total Wages & Benefits	\$ 391,224	\$	422,842	\$	31,618	8.1%
Number of Authorized Positions	2		2		-	0.0%

Position Changes

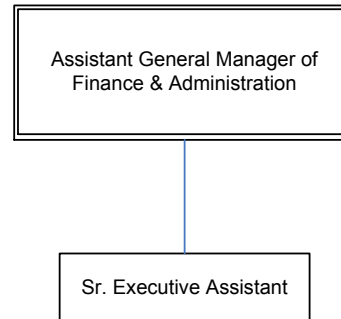
For FY 2013/14, there are no changes in the number of authorized positions.



Budgeted positions are subject to GM authorization

Finance & Administration Branch Admin.

(2)



Modified 5/17/13

DEPARTMENT EXPENSE SUMMARY
Budget Fiscal Year 2013/14

819-719
Finance & Administration
D.Cherney

Account	Description	2011/12 Actual	2012/13 Dec YTD	2012/13 Budget	2012/13 Projected	2013/14 Budget
53150	Direct Labor	0	168,651	391,224	355,789	422,842
53199	Labor - Students (HR Only) & Contract Retirees	0	0	0	0	0
53550	Labor - Standby	0	0	0	0	0
54120	Direct Materials	0	511	1,480	1,078	2,500
54121	Department Furniture & Non-Electronic Equip	0	8,847	1,007	18,664	80
54122	Electronic / Computer Equipt and Software	0	1,973	630	4,162	0
54123	Meter Material	0	0	0	0	0
54124	Safety Supplies & Small Safety Tools	0	0	50	0	0
54125	New Computer Workstations	0	4,481	5,700	9,454	0
54126	Replacement Computer Workstations	0	0	1,540	0	0
54127	Network Materials	0	0	0	0	0
54140	Inventory Materials	0	0	0	0	0
54244	Oils & Lubricants	0	0	0	0	0
54245	Tires	0	0	0	0	0
54246	Diesel	0	0	0	0	0
54247	Natural Gas / Propane	0	0	0	0	0
54248	Gasoline	0	0	0	0	0
54343	Auto Parts	0	0	0	0	0
54344	Equipment Parts - Other	0	0	0	0	0
54446	Tools (All)	0	0	0	0	0
54568	Inventory-Sales Tax	0	0	0	0	0
54569	Inventory-Freight	0	0	0	0	0
55170	Electric Power	0	0	0	0	0
55271	Natural Gas	0	0	0	0	0
55373	Telephone	0	226	550	476	0
55472	Other Utilities	0	0	0	0	0
56160	Outside Services	0	0	0	0	0
56161	Temporary Services	0	0	0	0	0
56162	Repairs - Radio	0	0	0	0	0
56163	Security Services	0	0	0	0	0
56174	Repairs-Automotive	0	0	0	0	0
56177	Repairs-All Outside	0	0	0	0	0
56178	Major Maint & Repair - Planned	0	0	0	0	0
56179	Major Maint & Repair - Unplanned	0	0	0	0	0
56180	Janitorial Services	0	0	0	0	0
56181	Refuse and Waste Hauling	0	0	0	0	0
56227	Network Services	0	0	0	0	0
56265	Computer Consulting & Programming	0	0	0	0	0
56266	Consultants - Other	0	0	0	0	0
56267	Consultants - Engineering	0	0	0	0	0
56268	Safety Consultants	0	0	100	0	0
56430	Air Quality Compliance Costs	0	0	0	0	0
56434	Tests - Outside Lab Services	0	0	0	0	0
56463	Tests - EMWD Laboratory	0	0	0	0	0
56560	Postage	0	0	0	0	0
56565	Insurance	0	0	0	0	0
56768	Outside Permit Fees	0	0	0	0	0
56770	SCAQMD Fees	0	0	0	0	0
56775	Taxes & Assessments	0	0	0	0	0
56900	Election Expense	0	0	0	0	0
57000	Agency Contributions	0	0	0	0	0
57130	Outside Equipment Rental	0	0	0	0	0
57131	Space Rent	0	0	0	0	0
57133	Maintenance Contracts	0	0	0	0	0
57134	Software Maintenance Contracts	0	0	0	0	0
57235	Equipment Rental - EMWD Vehicle Pool	0	0	0	0	0
57237	Work Clothes Rental - OMC only	0	0	0	0	0
58121	Conference Fees	0	730	1,420	1,540	1,720
58122	Technical Training - In House	0	0	0	0	0
58123	Technical Training - Outside	0	0	0	0	0
58124	Safety Training	0	0	0	0	0
58161	Employee Travel-Expense	0	2,083	2,800	4,394	4,850
58163	Dues & Memberships	0	480	280	1,013	635
58164	Subscriptions	0	795	250	1,677	795
58240	Legal Fees	0	0	0	0	0
58250	Legal Fees - Other	0	0	0	0	0
58930	Banking Service Fees	0	0	0	0	0
TOTAL DEPARTMENT EXPENSES		0	188,777	407,031	398,247	433,422
59080	DEPT CREDITS - LAB (749)	0	0	0	0	0
59082	DEPT CREDITS - WAREHOUSE (764)	0	0	0	0	0
59084	DEPT CREDITS - MAPS (735)	0	0	0	0	0
59085	DEPT CREDIT - MATERIAL FAB (763, 765)	0	0	0	0	0
59086	DEPT CREDIT	0	0	0	0	0
59170	Engineering Overhead Charged (731 & 732)	0	0	0	0	0
59190	Allocated to Service Areas (formula)	0	0	0	0	0
59200	Engineering (over) under charged (731 & 732)	0	0	0	0	0
NET AFTER ALLOCATION		0	188,777	407,031	398,247	433,422
TOTAL DEPT EXPENSES WITHOUT LABOR		0	20,126	15,807	42,458	10,580

CUSTOMER SERVICE DEPARTMENT

Fiscal Year 2013-2014

Mission Statement

The mission of the Customer Service Department is to serve each customer in a timely, courteous, and effective manner and ensure that options are available to meet their respective needs.

Roles and Responsibilities

The department is responsible for accurately billing the District's customers on a monthly basis, as well as providing excellent customer service to internal and external customers via phone, written correspondence or walk-in and resolving any and all issues that our customers contact us for assistance. The department is also responsible for protecting our customers' personal identification, and collecting monies that are owed to the District. The department's Customer Service Field Representatives are responsible for restoring and disconnecting services for customers that have moved in or out and for nonpayment.

Accomplishments in FY 2012/13

- ◆ Successfully implemented e-bill and recurring payments.
- ◆ Successful customer integration to the new sewer service block rate structure.
- ◆ Improved efficiencies thru automating the transfer process and letters.

Budget Constraints and Key Variances

- ◆ Staffing
- ◆ Providing ongoing training to staff along with timely implementation training.

Goals and Objectives for FY 2013/14

- ◆ Increase efficiencies by eliminating, streamlining, and refining various manual processes.
- ◆ Make water budget graphs available to EBPP customers.
- ◆ Notify customers prior to going into excessive water usage tier.
- ◆ Full implementation of IVR.
- ◆ Implement remote access to Customer Service Field Representatives for COINS.
- ◆ COINS reporting – self-service reporting capabilities for District employees to access information.
- ◆ Automate domestic work orders directly to the field.

CUSTOMER SERVICE DEPARTMENT

Fiscal Year 2013-2014

Department Summary

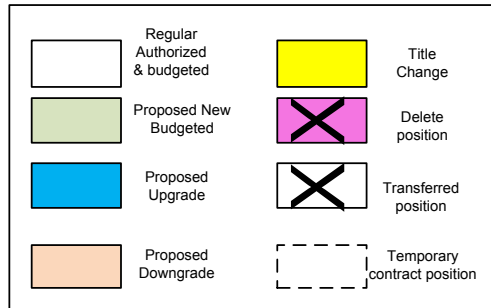
Customer Service	2012/13		2013/14		Budget to Budget Variance	
	Budget		Budget		\$	%
Wages	\$ 3,177,817	\$	3,362,947	\$	185,130	5.8%
Benefits	1,846,839		1,952,664		105,825	5.7%
Total Wages & Benefits	\$ 5,024,656	\$	5,315,611	\$	290,955	5.8%
Materials & Supplies	45,497		27,893		(17,604)	-38.7%
Utilities	49,200		54,120		4,920	10.00%
Outside Services	1,283,622		1,297,051		13,429	1.0%
Rents & Leases	148,000		135,000		(13,000)	-8.8%
Administrative Expenses	342,940		355,559		12,619	3.7%
Reimbursed Expenses	-		-		-	
Total Non-Labor Expenses	1,869,259		1,869,623		364	0.0%
Total Department Expense	\$ 6,893,915	\$	7,185,234	\$	291,319	4.2%
Allocation of Wages & Benefits To:						
Capital Projects	\$ -	\$	-	\$	-	
Plants & Service Areas	-		-		-	
Department General & Administrative	5,024,656		5,315,611		290,955	5.8%
Total Wages & Benefits	\$ 5,024,656	\$	5,315,611	\$	290,955	5.8%
Number of Authorized Positions	56		56		-	0.0%

Position Changes

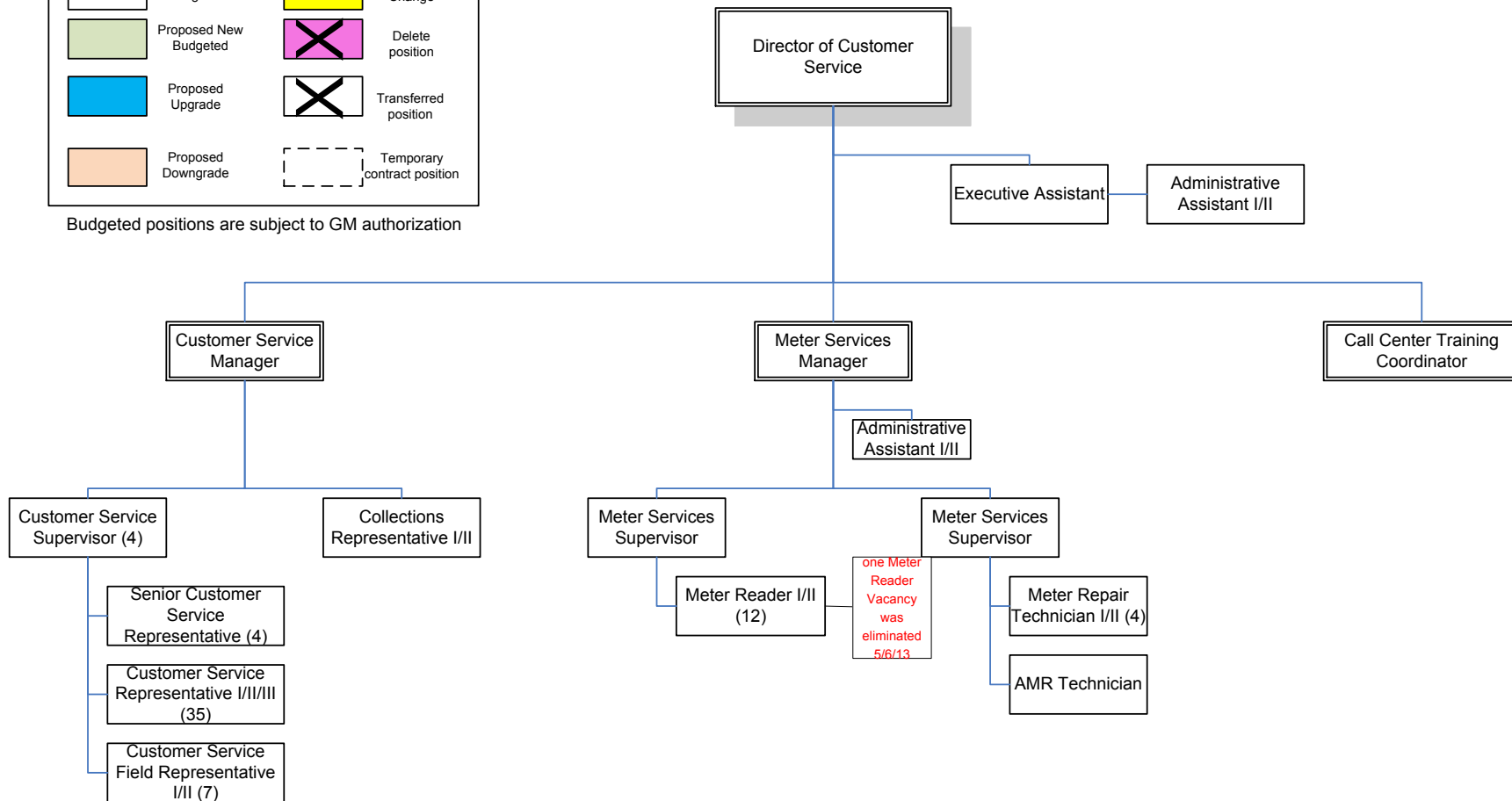
For FY 2013/14, there are no changes in the number of authorized positions.

Customer Service & Meters

(77)



Budgeted positions are subject to GM authorization



Modified 5/17/13

DEPARTMENT EXPENSE SUMMARY
Budget Fiscal Year 2013/14

811-752
Customer Service
A.Aanestad

Account	Description	2011/12 Actual	2012/13 Dec YTD	2012/13 Budget	2012/13 Projected	2013/14 Budget
53150	Direct Labor	5,110,990	2,479,739	5,020,656	5,231,299	5,311,611
53199	Labor - Students (HR Only) & Contract Retirees	0	0	0	0	0
53550	Labor - Standby	3,715	1,725	4,000	3,639	4,000
54120	Direct Materials	16,580	7,457	17,980	15,731	17,980
54121	Department Furniture & Non-Electronic Equip	0	0	0	0	1,790
54122	Electronic / Computer Equipt and Software	2,140	2,787	2,090	5,880	3,490
54123	Meter Material	0	0	0	0	0
54124	Safety Supplies & Small Safety Tools	777	821	769	1,732	775
54125	New Computer Workstations	0	0	20,800	0	0
54126	Replacement Computer Workstations	426	316	652	666	652
54127	Network Materials	0	0	0	0	0
54140	Inventory Materials	1,835	658	2,476	1,388	2,476
54244	Oils & Lubricants	0	0	0	0	0
54245	Tires	0	0	0	0	0
54246	Diesel	0	0	0	0	0
54247	Natural Gas / Propane	0	0	0	0	0
54248	Gasoline	0	0	0	0	0
54343	Auto Parts	0	0	0	0	0
54344	Equipment Parts - Other	0	0	0	0	0
54446	Tools (All)	191	103	730	218	730
54568	Inventory-Sales Tax	0	0	0	0	0
54569	Inventory-Freight	0	0	0	0	0
55170	Electric Power	0	0	0	0	0
55271	Natural Gas	0	0	0	0	0
55373	Telephone	39,887	28,937	49,200	61,046	54,120
55472	Other Utilities	0	0	0	0	0
56160	Outside Services	458,355	250,395	512,850	528,237	526,279
56161	Temporary Services	5,291	0	28,000	0	28,000
56162	Repairs - Radio	0	0	0	0	0
56163	Security Services	0	0	0	0	0
56174	Repairs-Automotive	0	0	0	0	0
56177	Repairs-All Outside	0	0	0	0	0
56178	Major Maint & Repair - Planned	0	0	0	0	0
56179	Major Maint & Repair - Unplanned	0	0	0	0	0
56180	Janitorial Services	0	0	0	0	0
56181	Refuse and Waste Hauling	0	0	0	0	0
56227	Network Services	0	0	0	0	0
56265	Computer Consulting & Programming	0	0	0	0	0
56266	Consultants - Other	0	0	0	0	0
56267	Consultants - Engineering	0	0	0	0	0
56268	Safety Consultants	1,269	0	2,000	0	2,000
56430	Air Quality Compliance Costs	0	0	0	0	0
56434	Tests - Outside Lab Services	0	0	0	0	0
56463	Tests - EMWD Laboratory	0	0	0	0	0
56560	Postage	806,723	329,927	740,772	696,020	740,772
56565	Insurance	0	0	0	0	0
56768	Outside Permit Fees	0	0	0	0	0
56770	SCAQMD Fees	0	0	0	0	0
56775	Taxes & Assessments	0	0	0	0	0
56900	Election Expense	0	0	0	0	0
57000	Agency Contributions	0	0	0	0	0
57130	Outside Equipment Rental	0	0	0	0	0
57131	Space Rent	0	0	0	0	0
57133	Maintenance Contracts	0	0	0	0	0
57134	Software Maintenance Contracts	0	0	0	0	0
57235	Equipment Rental - EMWD Vehicle Pool	178,929	62,709	148,000	132,293	135,000
57237	Work Clothes Rental - OMC only	0	0	0	0	0
58121	Conference Fees	893	285	0	601	5,590
58122	Technical Training - In House	0	0	0	0	0
58123	Technical Training - Outside	0	0	0	0	0
58124	Safety Training	0	0	0	0	0
58161	Employee Travel-Expense	203	1,637	0	3,454	3,500
58163	Dues & Memberships	0	0	0	0	0
58164	Subscriptions	26	78	0	164	100
58240	Legal Fees	0	0	0	0	0
58250	Legal Fees - Other	0	0	0	0	0
58930	Banking Service Fees	279,381	165,144	342,940	348,391	346,369
TOTAL DEPARTMENT EXPENSES		6,907,609	3,332,718	6,893,915	7,030,759	7,185,234
59080	DEPT CREDITS - LAB (749)	0	0	0	0	0
59082	DEPT CREDITS - WAREHOUSE (764)	0	0	0	0	0
59084	DEPT CREDITS - MAPS (735)	0	0	0	0	0
59085	DEPT CREDIT - MATERIAL FAB (763, 765)	0	0	0	0	0
59086	DEPT CREDIT	0	0	0	0	0
59170	Engineering Overhead Charged (731 & 732)	0	0	0	0	0
59190	Allocated to Service Areas (formula)	(6,907,609)	(3,332,718)	(6,893,915)	(7,030,759)	(7,185,234)
59200	Engineering (over) under charged (731 & 732)	0	0	0	0	0
NET AFTER ALLOCATION		0	0	0	0	0
TOTAL DEPT EXPENSES WITHOUT LABOR		1,792,904	851,254	1,869,259	1,795,821	1,869,623

METER SERVICES DEPARTMENT

Fiscal Year 2013-2014

Mission Statement

The mission of the Meter Services Department is to ensure that all water meters are read timely and accurately, in a safe and efficient manner. To integrate new technology into the daily business processes which can maximize efficiency for our customers and safeguard the safety of our employees.

Roles and Responsibilities

The department is responsible for gathering and importing reads for over 142,000 water customers. The department is also responsible for installing, repairing, and replacing water meters from 5/8" up to 42" in size. These include all system meters located at pumping and well facilities. Additionally, the department works with the New Business and Engineering departments to ensure that proper flow rates and water meters are applied to residential, commercial and agricultural water users.

Budget Constraints and Key Variances

For FY 2013/14, there are increased materials expense for technologically advanced water meters and transmitters.

Goals and Objectives for FY 2013/14

- ◆ Increase efficiencies by eliminating, streamlining, and refining various work procedures, such as reading existing meters and installing meters for new development projects.
- ◆ Research and implement with assistance from Information Systems staff, a long-term solution that will enhance overall water management efforts.
- ◆ Develop a platform that can be utilized by customers that will empower them to take proactive steps in monitoring and revising their own water consumption.

Department Summary

Meter Services	2012/13		2013/14		Budget to Budget Variance	
	Budget		Budget		\$	%
Wages	\$ 1,287,832		\$ 1,251,756		\$ (36,076)	-2.8%
Benefits	798,774		748,530		(50,244)	-6.3%
Total Wages & Benefits	\$ 2,086,606		\$ 2,000,286		\$ (86,320)	-4.1%
Materials & Supplies	24,760		27,675		2,915	11.8%
Utilities	3,000		3,000		-	0.00%
Outside Services	51,500		245,000		193,500	375.7%
Rents & Leases	267,000		200,000		(67,000)	-25.1%
Administrative Expenses	5,730		13,300		7,570	132.1%
Reimbursed Expenses	-		-		-	
Total Non-Labor Expenses	351,990		488,975		136,985	38.9%
Total Department Expense	\$ 2,438,596		\$ 2,489,261		\$ 50,665	2.1%
Allocation of Wages & Benefits To:						
Capital Projects	\$ 312,991		\$ 300,043		\$ (12,948)	-4.1%
Plants & Service Areas	208,661		200,029		(8,632)	-4.1%
Department General & Administrative	1,564,955		1,500,215		(64,740)	-4.1%
Total Wages & Benefits	\$ 2,086,606		\$ 2,000,286		\$ (86,320)	-4.1%
Number of Authorized Positions	23		21		(2)	-8.7%

METER SERVICES DEPARTMENT

Fiscal Year 2013-2014

Position Changes

For FY 2013/14, there is a decrease of two authorized positions. Two meter reader positions became vacant during FY 2012/13 and were subsequently eliminated. A corresponding increase in temporary staff was approved to maintain service levels.

Footnotes to Department Summary

1. Direct Material Acct # 54120 Budget \$10,000.
2012/2013: Budgeted \$5,000 / Projected Spending; \$11,620. Requested 2013/2014 Budget amount of \$10,000, to accommodate for increased maintenance work and needed supplies.
2. Replacement Computer Workstations Acct # 54126 Budget \$5,140.
2012/2013 Budgeted \$240 / Projected to spend \$6,190. Requested 2013/2014 Budget amount of \$5,140, to accommodate the need to replace two laptops. The Dept. has two Meter Repair Technicians whose laptops are older versions, and one is starting to physically come apart.
3. Temporary Services Acct. # 56161 Budget \$240,000.
2012/2013 Budgeted \$240 / Projected to spend \$173,000. Requested 2013/2014 Budget amount of \$240,000 represents the use of five temporary employees who fill the gap in workload for the department.
4. Technical Training-Outside Acct # 58123 Budget \$5,000.
There was nothing budgeted for this account last fiscal year. This increase is to pay for technical training from specialized meter repair entities and manufacturers related to our meter reader technicians.
5. Safety Training Acct. # 58124 Budget \$20,000.
This amount represents the costs associated with labor for monthly safety trainings. There was nothing budgeted for this account last fiscal year.

DEPARTMENT EXPENSE SUMMARY
Budget Fiscal Year 2013/14

811-765
Meter Services
D.Lopez

Account	Description	2011/12 Actual	2012/13 Dec YTD	2012/13 Budget	2012/13 Projected	2013/14 Budget
53150	Direct Labor	1,422,282	683,983	1,564,955	1,442,941	1,500,215
53199	Labor - Students (HR Only) & Contract Retirees	0	0	0	0	0
53550	Labor - Standby	0	0	0	0	0
54120	Direct Materials	9,740	5,509	5,000	11,622	10,000
54121	Department Furniture & Non-Electronic Equip	1,804	0	0	0	675
54122	Electronic / Computer Equip and Software	5,994	559	3,500	1,180	0
54123	Meter Material	(65,081)	(9,246)	0	(19,506)	0
54124	Safety Supplies & Small Safety Tools	6,723	3,576	8,000	7,544	8,000
54125	New Computer Workstations	0	0	0	0	0
54126	Replacement Computer Workstations	94	2,934	260	6,190	0
54127	Network Materials	0	0	0	0	0
54140	Inventory Materials	4,163	1,708	5,000	3,603	4,000
54244	Oils & Lubricants	0	0	0	0	0
54245	Tires	0	0	0	0	0
54246	Diesel	0	0	0	0	0
54247	Natural Gas / Propane	0	0	0	0	0
54248	Gasoline	0	0	0	0	0
54343	Auto Parts	0	0	0	0	0
54344	Equipment Parts - Other	0	0	0	0	0
54446	Tools (All)	975	1,245	3,000	2,626	5,000
54568	Inventory-Sales Tax	0	0	0	0	0
54569	Inventory-Freight	0	0	0	0	0
55170	Electric Power	0	0	0	0	0
55271	Natural Gas	0	0	0	0	0
55373	Telephone	2,070	1,262	3,000	2,661	3,000
55472	Other Utilities	0	0	0	0	0
56160	Outside Services	1,387	8,416	1,000	17,754	1,000
56161	Temporary Services	87,971	82,462	48,000	173,963	240,000
56162	Repairs - Radio	0	0	0	0	0
56163	Security Services	0	0	0	0	0
56174	Repairs-Automotive	0	0	0	0	0
56177	Repairs-All Outside	3,074	416	2,500	878	4,000
56178	Major Maint & Repair - Planned	0	0	0	0	0
56179	Major Maint & Repair - Unplanned	0	0	0	0	0
56180	Janitorial Services	0	0	0	0	0
56181	Refuse and Waste Hauling	0	0	0	0	0
56227	Network Services	0	0	0	0	0
56265	Computer Consulting & Programming	0	0	0	0	0
56266	Consultants - Other	0	0	0	0	0
56267	Consultants - Engineering	0	0	0	0	0
56268	Safety Consultants	0	0	0	0	0
56430	Air Quality Compliance Costs	0	0	0	0	0
56434	Tests - Outside Lab Services	0	0	0	0	0
56463	Tests - EMWD Laboratory	0	0	0	0	0
56560	Postage	0	0	0	0	0
56565	Insurance	0	0	0	0	0
56768	Outside Permit Fees	0	0	0	0	0
56770	SCAQMD Fees	0	0	0	0	0
56775	Taxes & Assessments	0	0	0	0	0
56900	Election Expense	0	0	0	0	0
57000	Agency Contributions	0	0	0	0	0
57130	Outside Equipment Rental	7	0	0	0	0
57131	Space Rent	0	0	0	0	0
57133	Maintenance Contracts	0	0	0	0	0
57134	Software Maintenance Contracts	0	0	0	0	0
57235	Equipment Rental - EMWD Vehicle Pool	261,769	120,594	267,000	254,407	200,000
57237	Work Clothes Rental - OMC only	0	0	0	0	0
58121	Conference Fees	0	0	2,150	0	2,300
58122	Technical Training - In House	0	0	0	0	0
58123	Technical Training - Outside	0	0	0	0	5,000
58124	Safety Training	0	0	0	0	0
58161	Employee Travel-Expense	1,626	643	3,580	1,356	6,000
58163	Dues & Memberships	0	0	0	0	0
58164	Subscriptions	0	0	0	0	0
58240	Legal Fees	0	0	0	0	0
58250	Legal Fees - Other	0	0	0	0	0
58930	Banking Service Fees	0	0	0	0	0
TOTAL DEPARTMENT EXPENSES		1,744,597	904,059	1,916,945	1,907,219	1,989,190
59080	DEPT CREDITS - LAB (749)	0	0	0	0	0
59082	DEPT CREDITS - WAREHOUSE (764)	0	0	0	0	0
59084	DEPT CREDITS - MAPS (735)	0	0	0	0	0
59085	DEPT CREDIT - MATERIAL FAB (763, 765)	(5,044)	(4,525)	0	(9,547)	0
59086	DEPT CREDIT	0	0	0	0	0
59170	Engineering Overhead Charged (731 & 732)	0	0	0	0	0
59190	Allocated to Service Areas (formula)	(1,739,553)	(899,534)	(1,916,945)	(1,897,672)	(1,989,190)
59200	Engineering (over) under charged (731 & 732)	0	0	0	0	0
NET AFTER ALLOCATION		0	0	0	0	0
TOTAL DEPT EXPENSES WITHOUT LABOR		317,271	215,551	351,990	454,731	488,975

FINANCE DEPARTMENT

Fiscal Year 2013-2014

Mission Statement

The mission of the Finance Department is to provide financial guidance, oversight, and timely and accurate financial information to customers while maintaining adequate controls and financial records in accordance with Generally Accepted Accounting Principles (GAAP), applicable laws, regulations, and District policies.

Roles and Responsibilities

The department is responsible for general accounting which includes accounts payable and receivable, fixed assets accounting, construction accounting, and payroll. The department is also responsible for financial reporting and analyses; fiscal planning, rate setting; cash, debt, and treasury management; and preparation of the annual budget. The department is also responsible for managing special funding districts.

Accomplishments in FY 2012/13

- ◆ Successfully upgraded Oracle Financial system to version R12 in March 2013.
- ◆ New sewer service rates structure. Implementation was completed in January 2013 to charge certain customers based on household size.
- ◆ Real property assessment and value optimization study. The study and report were prepared by staff and a real estate consultant in April, 2013 to assess various properties owned by the District and determine alternative uses and disposition strategies to optimize these assets.
- ◆ Reduced debt service costs with variable-rate refunding SIFMA floating index notes.
- ◆ Special funding district activities include:
 - Revision of the Land Secured Policies, which were adopted by the Board in April 2013,
 - Formed one community facility district (CFD),
 - Issued four (4) CFD financings for approximately \$10 million in infrastructure funding,
 - Issued twenty six (26) CFD refunding series for approximately \$78 million, generating nearly \$6 million in net present value savings to special taxpayers/homeowners.
- ◆ CAFR award. The Government Finance Officers Association of the United States and Canada (GFOA) awarded a Certificate of Achievement for Excellence in Financial Reporting to the Eastern Municipal Water District for its comprehensive annual financial report for FY 2011/12. This is the tenth consecutive year that the District has received this award.

Budget Constraints and Key Variances

For FY 2013/14, there is an increase in outside services for a financial modeling consultant to assist in developing a long-term financial plan model.

Goals and Objectives for FY 2013/14

- ◆ Reduce debt service costs by optimizing debt portfolio
- ◆ Increase efficiencies by eliminating, streamlining, and refining various transaction-oriented, manual processes.
 - Evaluate processes in remittance processing (RPS),
 - Work with Purchasing Department to streamline procedures involving purchase cards (P-Cards), purchase order processing, and procure-to-payment processing
- ◆ Develop, with assistance from consultant, a long-term financial plan model.
- ◆ Develop investor relations program to include outreach to credit rating agencies, investors, and credit providers.
- ◆ Prepare the FY 2012/13 comprehensive annual financial report and submit to the GFOA by December, 2013.
- ◆ Develop a two-year annual budget for FY 2014/15 and FY 2015/16 which includes a long-term financial plan.

FINANCE DEPARTMENT

Fiscal Year 2013-2014

Department Summary

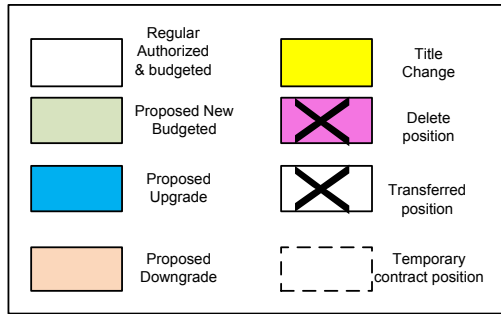
Finance Department	2012/13		2013/14		Budget to Budget Variance	
	Budget		Budget		\$	%
Wages	\$ 1,566,042	\$	1,698,728	\$	132,686	8.5%
Benefits	910,628		982,572		71,944	7.9%
Total Wages & Benefits	\$ 2,476,670	\$	2,681,300	\$	204,630	8.3%
Materials & Supplies	12,630		12,700		70	0.6%
Utilities	550		500		(50)	-9.09%
Outside Services	158,028		207,885		49,857	31.5%
Rents & Leases	250		300		50	20.0%
Administrative Expenses	145,150		166,740		21,590	14.9%
Reimbursed Expenses	(362,235)		(208,119)		154,116	42.5%
Total Non-Labor Expenses	(45,627)		180,006		225,633	494.5%
Total Department Expense	\$ 2,431,043	\$	2,861,306	\$	430,263	17.7%
Allocation of Wages & Benefits To:						
Capital Projects	\$ 32,797	\$	-	\$	(32,797)	-100.0%
Plants & Service Areas	-		-		-	
Department General & Administrative	2,443,873		2,681,300		237,427	9.7%
Total Wages & Benefits	\$ 2,476,670	\$	2,681,300	\$	204,630	8.3%
Number of Authorized Positions	22		23		1	4.6%

Position Changes

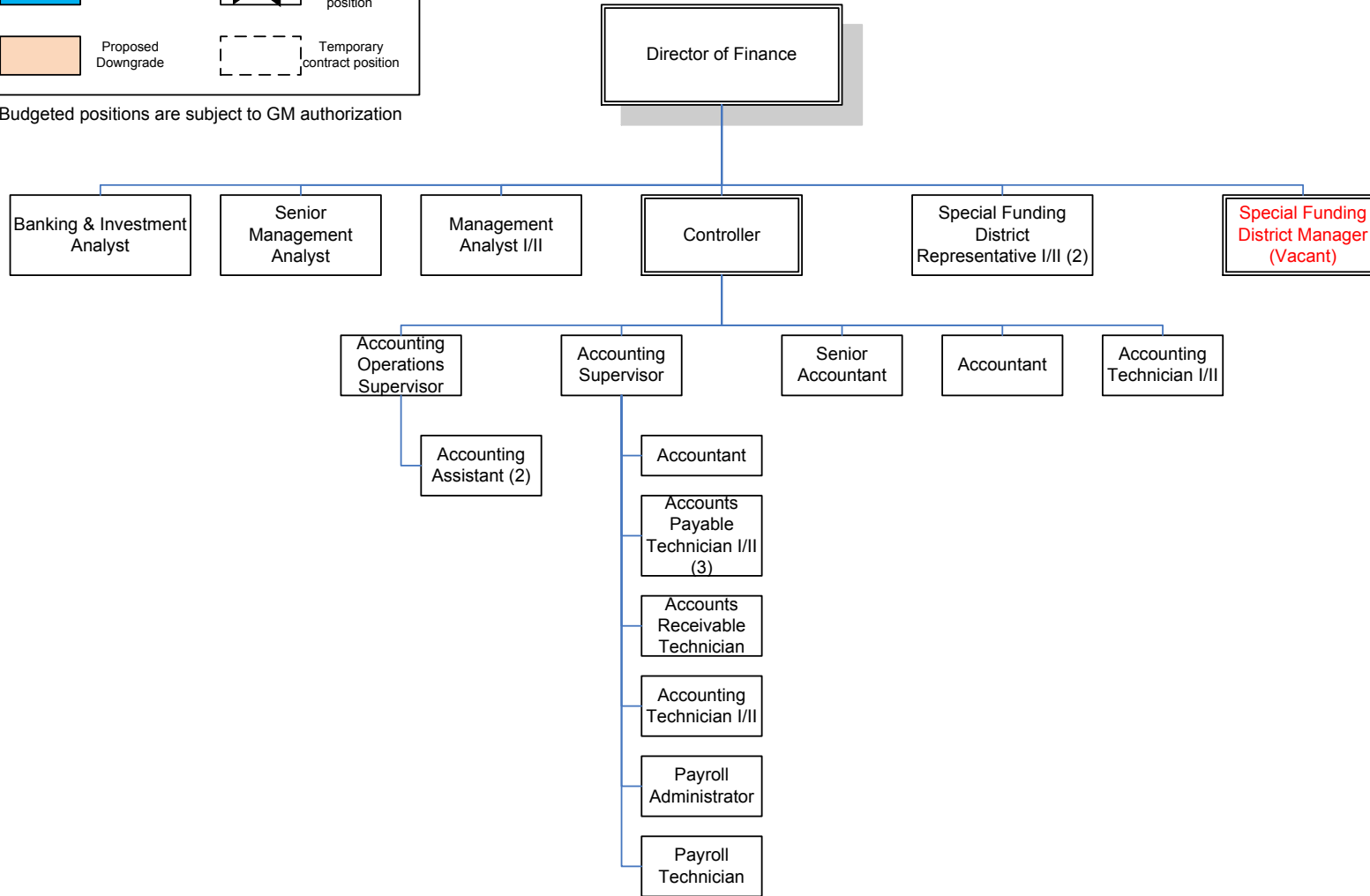
For FY 2013/14, the increase in one position occurred because an Accounting Assistant vacancy was inadvertently omitted from the FY 2012/13 budget and was filled during FY 2012/13.

Finance

(23)



Budgeted positions are subject to GM authorization



Modified 5/17/13

DEPARTMENT EXPENSE SUMMARY
Budget Fiscal Year 2013/14

815-721
Finance
C.Turner

Account	Description	2011/12 Actual	2012/13 Dec YTD	2012/13 Budget	2012/13 Projected	2013/14 Budget
53150	Direct Labor	2,610,833	1,158,521	2,153,666	2,444,035	2,481,581
53199	Labor - Students (HR Only) & Contract Retirees	0	0	0	0	0
53550	Labor - Standby	0	0	0	0	0
54120	Direct Materials	12,334	4,600	8,340	9,705	8,900
54121	Department Furniture & Non-Electronic Equip	191	881	520	1,859	520
54122	Electronic / Computer Equip and Software	1,382	324	1,400	683	1,215
54123	Meter Material	0	0	0	0	0
54124	Safety Supplies & Small Safety Tools	27	0	50	0	50
54125	New Computer Workstations	506	0	0	0	0
54126	Replacement Computer Workstations	1,119	65	1,720	137	1,615
54127	Network Materials	0	0	0	0	0
54140	Inventory Materials	0	0	0	0	0
54244	Oils & Lubricants	0	0	0	0	0
54245	Tires	0	0	0	0	0
54246	Diesel	0	0	0	0	0
54247	Natural Gas / Propane	0	0	0	0	0
54248	Gasoline	0	0	0	0	0
54343	Auto Parts	0	0	0	0	0
54344	Equipment Parts - Other	0	0	0	0	0
54446	Tools (All)	0	0	0	0	0
54568	Inventory-Sales Tax	0	0	0	0	0
54569	Inventory-Freight	0	0	0	0	0
55170	Electric Power	0	0	0	0	0
55271	Natural Gas	0	0	0	0	0
55373	Telephone	518	228	550	481	500
55472	Other Utilities	0	0	0	0	0
56160	Outside Services	70,416	61,231	112,825	129,175	178,885
56161	Temporary Services	49,477	18,922	40,953	39,918	25,000
56162	Repairs - Radio	0	0	0	0	0
56163	Security Services	0	0	0	0	0
56174	Repairs-Automotive	0	0	0	0	0
56177	Repairs-All Outside	0	0	0	0	0
56178	Major Maint & Repair - Planned	0	0	0	0	0
56179	Major Maint & Repair - Unplanned	0	0	0	0	0
56180	Janitorial Services	0	0	0	0	0
56181	Refuse and Waste Hauling	0	0	0	0	0
56227	Network Services	0	0	0	0	0
56265	Computer Consulting & Programming	0	0	0	0	0
56266	Consultants - Other	0	0	0	0	0
56267	Consultants - Engineering	0	0	0	0	0
56268	Safety Consultants	84	0	250	0	0
56430	Air Quality Compliance Costs	0	0	0	0	0
56434	Tests - Outside Lab Services	0	0	0	0	0
56463	Tests - EMWD Laboratory	0	0	0	0	0
56560	Postage	41	0	0	0	0
56565	Insurance	0	0	0	0	0
56768	Outside Permit Fees	0	0	0	0	0
56770	SCAQMD Fees	0	0	0	0	0
56775	Taxes & Assessments	0	0	0	0	0
56900	Election Expense	0	0	0	0	0
57000	Agency Contributions	0	0	0	0	0
57130	Outside Equipment Rental	0	0	0	0	0
57131	Space Rent	0	0	0	0	0
57133	Maintenance Contracts	0	0	0	0	0
57134	Software Maintenance Contracts	0	0	0	0	0
57235	Equipment Rental - EMWD Vehicle Pool	212	182	250	384	300
57237	Work Clothes Rental - OMC only	0	0	0	0	0
58121	Conference Fees	2,565	365	3,920	2,500	3,300
58122	Technical Training - In House	0	0	0	0	0
58123	Technical Training - Outside	1,908	1,835	8,790	3,871	8,000
58124	Safety Training	0	0	0	0	0
58161	Employee Travel-Expense	2,330	575	4,400	1,213	2,750
58163	Dues & Memberships	1,373	699	1,365	1,475	1,690
58164	Subscriptions	186	0	250	0	0
58240	Legal Fees	0	0	0	0	0
58250	Legal Fees - Other	0	0	0	0	0
58930	Banking Service Fees	114,258	77,836	126,000	150,000	147,000
TOTAL DEPARTMENT EXPENSES		2,869,761	1,326,264	2,465,249	2,785,436	2,861,306
59080	DEPT CREDITS - LAB (749)	0	0	0	0	0
59082	DEPT CREDITS - WAREHOUSE (764)	0	0	0	0	0
59084	DEPT CREDITS - MAPS (735)	0	0	0	0	0
59085	DEPT CREDIT - MATERIAL FAB (763, 765)	0	0	0	0	0
59086	DEPT CREDIT	(2,511)	0	0	0	0
59170	Engineering Overhead Charged (731 & 732)	0	0	0	0	0
59190	Allocated to Service Areas (formula)	0	0	0	0	0
59200	Engineering (over) under charged (731 & 732)	0	0	0	0	0
NET AFTER ALLOCATION		2,867,250	1,326,264	2,465,249	2,785,436	2,861,306
TOTAL DEPT EXPENSES WITHOUT LABOR		256,417	167,743	311,583	341,401	379,725

DEPARTMENT EXPENSE SUMMARY
Budget Fiscal Year 2013/14

815-725
Special Funding District
C.Turner

Account	Description	2011/12 Actual	2012/13 Dec YTD	2012/13 Budget	2012/13 Projected	2013/14 Budget
53150	Direct Labor	385,483	94,355	290,207	199,053	199,719
53199	Labor - Students (HR Only) & Contract Retirees	0	0	0	0	0
53550	Labor - Standby	0	0	0	0	0
54120	Direct Materials	134	115	200	243	200
54121	Department Furniture & Non-Electronic Equip	0	0	0	0	0
54122	Electronic / Computer Equipt and Software	1,187	174	400	367	200
54123	Meter Material	0	0	0	0	0
54124	Safety Supplies & Small Safety Tools	0	0	0	0	0
54125	New Computer Workstations	0	0	0	0	0
54126	Replacement Computer Workstations	757	0	0	0	0
54127	Network Materials	0	0	0	0	0
54140	Inventory Materials	0	0	0	0	0
54244	Oils & Lubricants	0	0	0	0	0
54245	Tires	0	0	0	0	0
54246	Diesel	0	0	0	0	0
54247	Natural Gas / Propane	0	0	0	0	0
54248	Gasoline	0	0	0	0	0
54343	Auto Parts	0	0	0	0	0
54344	Equipment Parts - Other	0	0	0	0	0
54446	Tools (All)	0	0	0	0	0
54568	Inventory-Sales Tax	0	0	0	0	0
54569	Inventory-Freight	0	0	0	0	0
55170	Electric Power	0	0	0	0	0
55271	Natural Gas	0	0	0	0	0
55373	Telephone	0	0	0	0	0
55472	Other Utilities	0	0	0	0	0
56160	Outside Services	0	5,000	0	10,548	0
56161	Temporary Services	0	0	0	0	0
56162	Repairs - Radio	0	0	0	0	0
56163	Security Services	0	0	0	0	0
56174	Repairs-Automotive	0	0	0	0	0
56177	Repairs-All Outside	0	0	0	0	0
56178	Major Maint & Repair - Planned	0	0	0	0	0
56179	Major Maint & Repair - Unplanned	0	0	0	0	0
56180	Janitorial Services	0	0	0	0	0
56181	Refuse and Waste Hauling	0	0	0	0	0
56227	Network Services	0	0	0	0	0
56265	Computer Consulting & Programming	0	0	0	0	0
56266	Consultants - Other	3,149	1,735	4,000	3,661	4,000
56267	Consultants - Engineering	0	0	0	0	0
56268	Safety Consultants	0	0	0	0	0
56430	Air Quality Compliance Costs	0	0	0	0	0
56434	Tests - Outside Lab Services	0	0	0	0	0
56463	Tests - EMWD Laboratory	0	0	0	0	0
56560	Postage	0	0	0	0	0
56565	Insurance	0	0	0	0	0
56768	Outside Permit Fees	0	0	0	0	0
56770	SCAQMD Fees	0	0	0	0	0
56775	Taxes & Assessments	0	0	0	0	0
56900	Election Expense	0	0	0	0	0
57000	Agency Contributions	0	0	0	0	0
57130	Outside Equipment Rental	0	0	0	0	0
57131	Space Rent	0	0	0	0	0
57133	Maintenance Contracts	0	0	0	0	0
57134	Software Maintenance Contracts	0	0	0	0	0
57235	Equipment Rental - EMWD Vehicle Pool	0	0	0	0	0
57237	Work Clothes Rental - OMC only	0	0	0	0	0
58121	Conference Fees	0	0	325	0	1,000
58122	Technical Training - In House	0	0	0	0	0
58123	Technical Training - Outside	0	0	0	0	0
58124	Safety Training	0	0	0	0	0
58161	Employee Travel-Expense	0	0	100	0	1,000
58163	Dues & Memberships	0	0	0	0	500
58164	Subscriptions	0	0	0	0	500
58240	Legal Fees	0	621	0	1,309	1,000
58250	Legal Fees - Other	0	0	0	0	0
58930	Banking Service Fees	0	414	0	873	0
TOTAL DEPARTMENT EXPENSES		390,710	102,414	295,232	216,054	208,119
59080	DEPT CREDITS - LAB (749)	0	0	0	0	0
59082	DEPT CREDITS - WAREHOUSE (764)	0	0	0	0	0
59084	DEPT CREDITS - MAPS (735)	0	0	0	0	0
59085	DEPT CREDIT - MATERIAL FAB (763, 765)	0	0	0	0	0
59086	DEPT CREDIT	(390,760)	0	(362,235)	0	(208,119)
59170	Engineering Overhead Charged (731 & 732)	0	0	0	0	0
59190	Allocated to Service Areas (formula)	0	0	0	0	0
59200	Engineering (over) under charged (731 & 732)	0	0	0	0	0
NET AFTER ALLOCATION		(49)	102,414	(67,003)	216,054	0
TOTAL DEPT EXPENSES WITHOUT LABOR		(385,532)	8,059	(357,210)	17,001	(199,719)

INFORMATION SYSTEMS DEPARTMENT

Fiscal Year 2013-2014

Mission Statement

The mission of the Information System Department is to assist the District's business units to achieve EMWD's strategic plan, goals, and objectives by adding value to key business processes through partnering in the application of information technology solutions, and by delivering the best quality products, services, and data in a timely, reliable, and cost-effective manner.

Roles and Responsibilities

The department is responsible for providing information technology solutions and support services to the District. This includes assisting the business units in determining business needs, evaluating available solutions, implementing a selected solution, integrating data to/from other systems, providing analytical and reporting solutions, and ensuring the systems are operational, available, and secure.

Accomplishments in FY 2012/13

- ◆ Sustained a 99.96% uptime as of July 2012 to current date.
- ◆ Experienced only one systems related incident as of July 2012 to current date.
- ◆ Sustained a rate of zero intrusions into the technology infrastructure.
- ◆ Completed the following projects:
 - Oracle Financials system upgrade (hardware, operating system, interfaces) to version R12 in March 2013.
 - Programmed and implement technology to support the new sewer service rates structure in January 2013.
 - Recycle Water Allocation application for Water Operations
 - Laboratory Information Management System (LIMS) Upgrade
 - Environment Management Information System (EMIS) Upgrade
 - LIMS EMIS Data Mart
 - One Geographic Information System (Phase 2 of 4)
 - Supervisory Control and Data Acquisition (SCADA) to Automate Data Approval Module (ADAM) Integration
 - Human Resources / Payroll Benefits Module (Discovery phase)
- ◆ Completed 4,272 work orders (July 1, 2012 to March 1, 2013)

Budget Constraints and Key Variances

For FY 2013/14, there are no significant budget variances.

Goals and Objectives for FY 2013/14

- ◆ Reduce the number of legacy software applications.
- ◆ Widely deploy data analytics as a tool for problem analysis and decision making.
- ◆ Maintain a balanced portfolio of information technology projects.
- ◆ Begin implementing a strategy that re-aligns the department with the overall goals of the District.

INFORMATION SYSTEMS DEPARTMENT

Fiscal Year 2013-2014

Department Summary

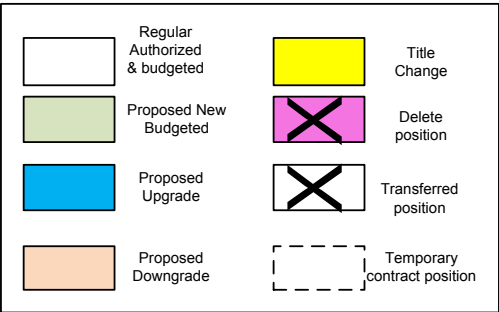
Information Systems	2012/13		2013/14		Budget to Budget Variance	
	Budget		Budget		\$	%
Wages	\$ 3,253,510		\$ 3,343,185		\$ 89,675	2.8%
Benefits	1,538,259		1,588,920		50,661	3.3%
Total Wages & Benefits	\$ 4,791,769		\$ 4,932,105		\$ 140,336	2.9%
Materials & Supplies	95,230		72,295		(22,935)	-24.1%
Utilities	2,600		2,400		(200)	-7.69%
Outside Services	221,700		248,000		26,300	11.9%
Rents & Leases	2,535,226		2,934,958		399,732	15.8%
Administrative Expenses	114,308		124,964		10,656	9.3%
Reimbursed Expenses	-		-		-	
Total Non-Labor Expenses	2,969,064		3,382,617		413,553	13.9%
Total Department Expense	\$ 7,760,833		\$ 8,314,722		\$ 553,889	7.1%
Allocation of Wages & Benefits To:						
Capital Projects	\$ 215,630		\$ 394,568		\$ 178,938	83.0%
Plants & Service Areas	-		-		-	
Department General & Administrative	4,576,139		4,537,537		(38,602)	-0.8%
Total Wages & Benefits	\$ 4,791,769		\$ 4,932,105		\$ 140,336	2.9%
Number of Authorized Positions	33		33		-	0.0%

Position Changes

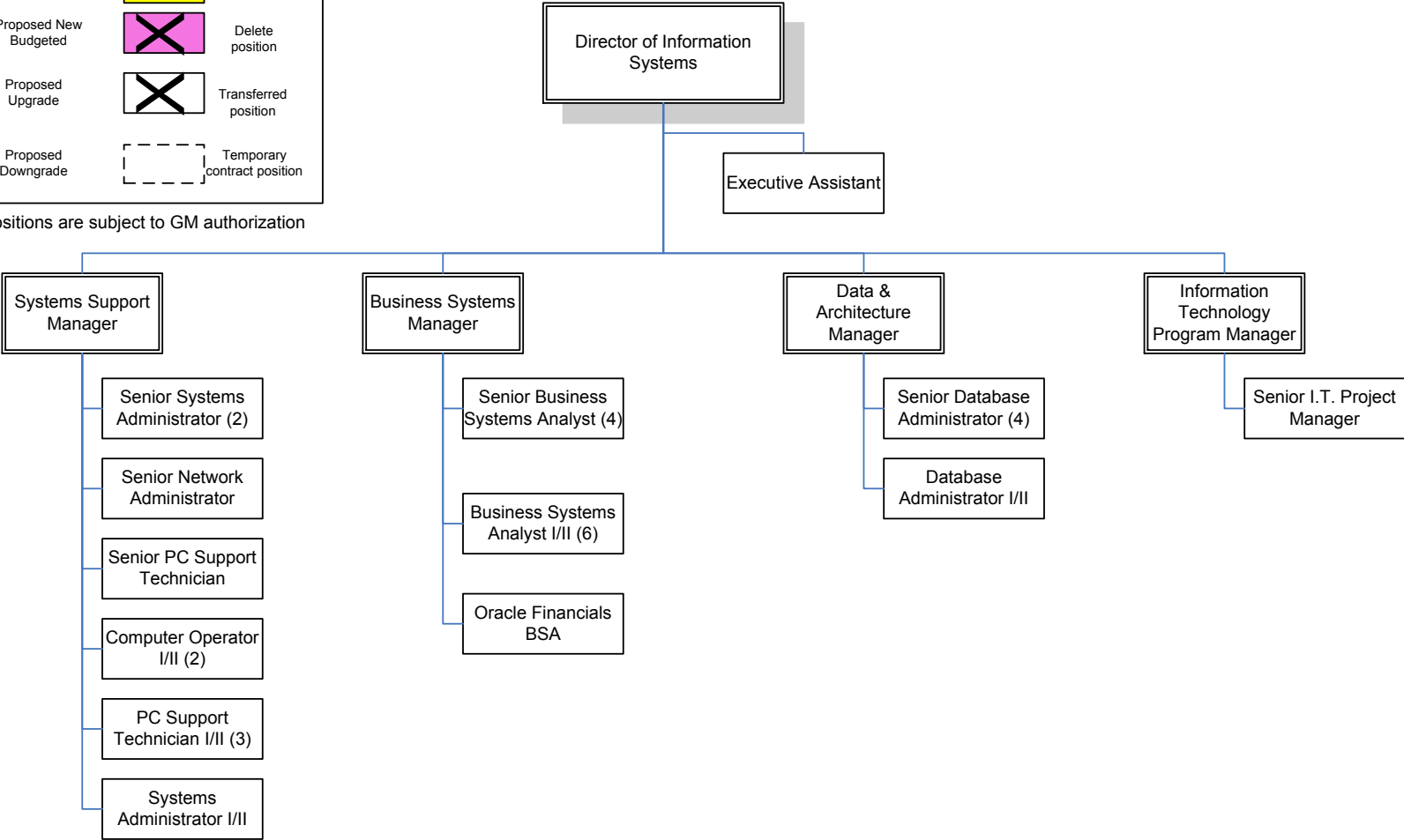
For FY 2013/14, there are no planned changes in the number of authorized positions.

Information Systems

(33)



Budgeted positions are subject to GM authorization



Modified 5/17/13

DEPARTMENT EXPENSE SUMMARY
Budget Fiscal Year 2013/14

816-722
Information Systems
J.Gott

Account	Description	2011/12 Actual	2012/13 Dec YTD	2012/13 Budget	2012/13 Projected	2013/14 Budget
53150	Direct Labor	4,751,136	2,313,814	4,576,139	4,881,262	4,537,537
53199	Labor - Students (HR Only) & Contract Retirees	0	0	0	0	0
53550	Labor - Standby	0	0	0	0	0
54120	Direct Materials	814	233	1,000	491	800
54121	Department Furniture & Non-Electronic Equip	73	160	750	338	675
54122	Electronic / Computer Equip and Software	28,177	30,574	29,160	64,499	26,220
54123	Meter Material	0	0	0	0	0
54124	Safety Supplies & Small Safety Tools	102	38	120	81	100
54125	New Computer Workstations	253	5,200	0	10,971	0
54126	Replacement Computer Workstations	42,566	24,556	64,200	51,803	44,500
54127	Network Materials	0	0	0	0	0
54140	Inventory Materials	418	0	0	0	0
54244	Oils & Lubricants	0	0	0	0	0
54245	Tires	0	0	0	0	0
54246	Diesel	0	0	0	0	0
54247	Natural Gas / Propane	0	0	0	0	0
54248	Gasoline	0	0	0	0	0
54343	Auto Parts	0	0	0	0	0
54344	Equipment Parts - Other	0	0	0	0	0
54446	Tools (All)	223	0	0	0	0
54568	Inventory-Sales Tax	0	0	0	0	0
54569	Inventory-Freight	0	0	0	0	0
55170	Electric Power	0	0	0	0	0
55271	Natural Gas	0	0	0	0	0
55373	Telephone	3,314	1,138	2,600	2,401	2,400
55472	Other Utilities	0	0	0	0	0
56160	Outside Services	1,174	0	1,700	0	0
56161	Temporary Services	0	0	0	0	0
56162	Repairs - Radio	0	0	0	0	0
56163	Security Services	0	0	0	0	0
56174	Repairs-Automotive	0	0	0	0	0
56177	Repairs-All Outside	237	0	0	0	0
56178	Major Maint & Repair - Planned	0	0	0	0	0
56179	Major Maint & Repair - Unplanned	0	0	0	0	0
56180	Janitorial Services	0	0	0	0	0
56181	Refuse and Waste Hauling	0	0	0	0	0
56227	Network Services	0	0	0	0	0
56265	Computer Consulting & Programming	197,231	60,186	220,000	126,970	248,000
56266	Consultants - Other	525	0	0	0	0
56267	Consultants - Engineering	0	0	0	0	0
56268	Safety Consultants	0	0	0	0	0
56430	Air Quality Compliance Costs	0	0	0	0	0
56434	Tests - Outside Lab Services	0	0	0	0	0
56463	Tests - EMWD Laboratory	0	0	0	0	0
56560	Postage	15	0	0	0	0
56565	Insurance	0	0	0	0	0
56768	Outside Permit Fees	0	0	0	0	0
56770	SCAQMD Fees	0	0	0	0	0
56775	Taxes & Assessments	0	0	0	0	0
56900	Election Expense	0	0	0	0	0
57000	Agency Contributions	0	0	0	0	0
57130	Outside Equipment Rental	0	0	0	0	0
57131	Space Rent	0	0	0	0	0
57133	Maintenance Contracts	0	0	0	0	0
57134	Software Maintenance Contracts	2,149,256	1,074,098	2,526,058	2,265,934	2,925,658
57235	Equipment Rental - EMWD Vehicle Pool	9,946	4,573	9,168	9,648	9,300
57237	Work Clothes Rental - OMC only	0	0	0	0	0
58121	Conference Fees	0	0	1,595	0	3,000
58122	Technical Training - In House	0	0	0	0	0
58123	Technical Training - Outside	3,350	350	3,000	738	17,000
58124	Safety Training	0	0	0	0	0
58161	Employee Travel-Expense	3,768	656	4,500	1,384	5,000
58163	Dues & Memberships	4,970	288	0	608	3,575
58164	Subscriptions	45,562	26,805	105,213	56,548	96,389
58240	Legal Fees	0	0	0	0	0
58250	Legal Fees - Other	0	0	0	0	0
58930	Banking Service Fees	0	0	0	0	0
TOTAL DEPARTMENT EXPENSES		7,243,107	3,542,669	7,545,203	7,473,676	7,920,154
59080	DEPT CREDITS - LAB (749)	0	0	0	0	0
59082	DEPT CREDITS - WAREHOUSE (764)	0	0	0	0	0
59084	DEPT CREDITS - MAPS (735)	0	0	0	0	0
59085	DEPT CREDIT - MATERIAL FAB (763, 765)	0	0	0	0	0
59086	DEPT CREDIT	0	0	0	0	0
59170	Engineering Overhead Charged (731 & 732)	0	0	0	0	0
59190	Allocated to Service Areas (formula)	0	0	0	0	0
59200	Engineering (over) under charged (731 & 732)	0	0	0	0	0
NET AFTER ALLOCATION		7,243,107	3,542,669	7,545,203	7,473,676	7,920,154
TOTAL DEPT EXPENSES WITHOUT LABOR		2,491,971	1,228,855	2,969,064	2,592,414	3,382,617

PURCHASING & CONTRACTS

Fiscal Year 2013-2014

Mission Statement

The mission of the Purchasing & Contracts Division is to meet the needs of the organization with the consistent supply of materials, goods, services, energy, equipment, and support processes provided in a responsible, cost-effective, and equitable manner.

Roles and Responsibilities

The Purchasing & Contracts Division is comprised of the Purchasing Department, the Contracts Department, the Records Management Department, the Warehouse/Receiving Department, and the Copy Center. Purchasing & Contracts is responsible for procurement and supply services, contracting, warehouse inventory and records management. The division is also responsible for general services such as copy center operations, tool room management, service contract administration, and the procurement of energy resources.

Accomplishments in FY 2012/13

- ◆ Completed the Strategic Plan Priority for implementing the District's Energy Usage Reporting System which provides the ability to align and compare energy use and flow data
- ◆ Received the Achievement of Excellence in Procurement Award demonstrating excellence in innovation, professionalism, productivity, e-procurement, and leadership attributes
- ◆ Achieved projected contract cost savings of greater than \$1 million
- ◆ Successfully upgraded Oracle's procurement application to version R12

Budget Constraints and Key Variances

For FY 2013/14 there are no significant budget constraints for the Purchasing & Contracts department. Account Variances from FY 2012/13 Year Budget:

- ◆ Consulting Services – The Records Management division plans to conduct a Needs Assessment/Audit in FY 2013/14. The 2012/13 budget for this account was \$2,500. The proposed budget for FY 2013/14 is \$7,250 for a variance of \$4,750.
- ◆ Equipment Rental – In 2012/13 the Warehouse division submitted a budget of \$45,000. This figure was subsequently adjusted to \$30,500. The proposed budget for FY 2013/14 is \$44,000 which ties to the 2012/13 projected expense for this account.
- ◆ Inventory Sales Tax – The Warehouse division budgets for sales tax associated with the District's Inventory. Based on inventory turn rates and replenishment costs, the Inventory Sales Tax account is anticipated to increase from a budgeted amount of \$290,000 in 2012/13 to \$304,000 in 2013/14.

Goals and Objectives for FY 2013/14

- ◆ Revise and update procurement policies and procedures in conjunction with changes to the District's Administrative Code
- ◆ With the assistance of a qualified consultant, conduct a needs assessment/audit of Records Management programs, processes and procedures to ensure the integrity and efficiency of services provided
- ◆ Implement business process improvements and technology enhancements to increase efficiency and service quality

PURCHASING & CONTRACTS

Fiscal Year 2013-2014

Department Summary

Purchasing & Contracts	2012/13		2013/14		Budget to Budget Variance	
	Budget		Budget		\$	%
Wages	\$ 1,839,307		\$ 1,890,438		\$ 51,131	2.8%
Benefits	1,015,872		1,046,745		30,873	3.0%
Total Wages & Benefits	\$ 2,855,179		\$ 2,937,183		\$ 82,004	2.9%
Materials & Supplies	535,485		495,761		(39,724)	-7.4%
Utilities	85,000		75,000		(10,000)	-11.76%
Outside Services	301,300		316,536		15,236	5.1%
Rents & Leases	632,001		646,650		14,649	2.3%
Administrative Expenses	25,746		29,325		3,579	13.9%
Reimbursed Expenses	(290,000)		(304,000)		(14,000)	-4.8%
Total Non-Labor Expenses	1,289,532		1,259,272		(30,260)	-2.3%
Total Department Expense	\$ 4,144,711		\$ 4,196,455		\$ 51,744	1.2%
Allocation of Wages & Benefits To:						
Capital Projects	\$ -		\$ -		\$ -	
Plants & Service Areas	-		-		-	
Department General & Administrative	2,855,179		2,937,183		82,004	2.9%
Total Wages & Benefits	\$ 2,855,179		\$ 2,937,183		\$ 82,004	2.9%
Number of Authorized Positions	28		28		-	0.0%

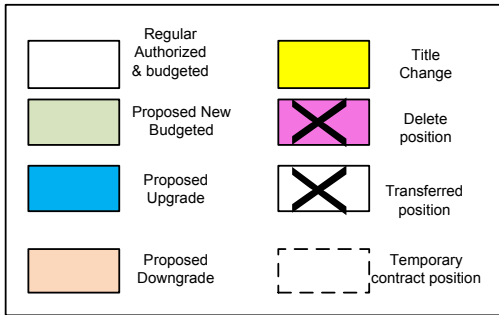
Position Changes

For FY 2013/14, there are no changes in the number of authorized positions. Reclassifications effective for the fiscal year are Senior Contracts Analyst to the position of Contracts Manager, and Records Management Supervisor to that of Records Management Supervisor/Contracts Specialist. These approved changes are reflected in the Contracts and Records Management departmental labor budgets.

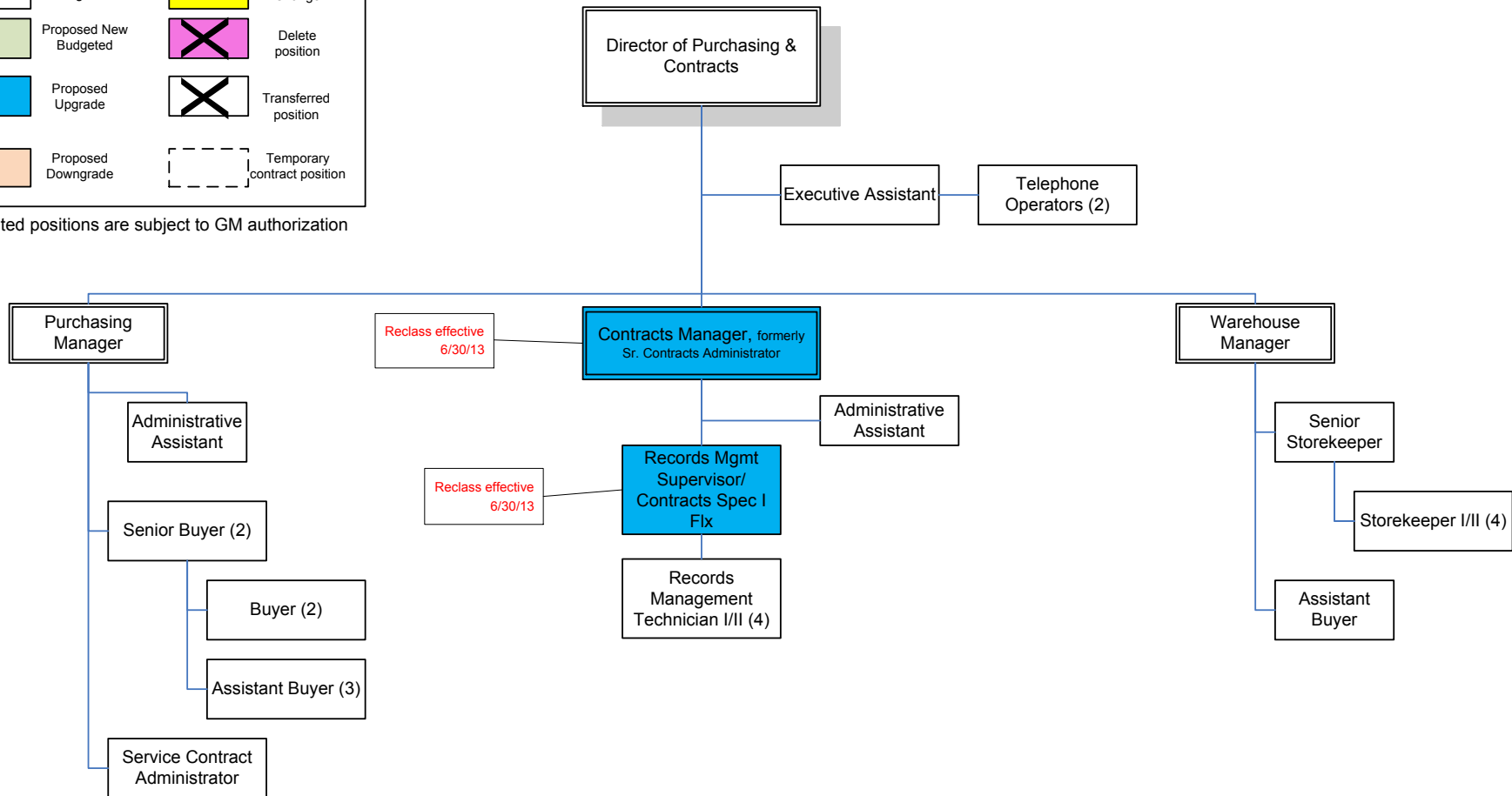
It is projected that two Storekeepers and one Records Management Technician will meet established criteria and flex from classification I to II within the next fiscal year.

Purchasing & Contracts

(28)



Budgeted positions are subject to GM authorization



DEPARTMENT EXPENSE SUMMARY
Budget Fiscal Year 2013/14

817-736
Records Management
D.Howell

Account	Description	2011/12 Actual	2012/13 Dec YTD	2012/13 Budget	2012/13 Projected	2013/14 Budget
53150	Direct Labor	405,883	199,870	412,239	421,649	440,136
53199	Labor - Students (HR Only) & Contract Retirees	0	0	0	0	0
53550	Labor - Standby	0	0	0	0	0
54120	Direct Materials	1,387	993	2,000	2,095	2,000
54121	Department Furniture & Non-Electronic Equip	0	0	0	0	0
54122	Electronic / Computer Equipt and Software	197	585	600	600	0
54123	Meter Material	0	0	0	0	0
54124	Safety Supplies & Small Safety Tools	11	8	0	16	0
54125	New Computer Workstations	0	0	0	0	0
54126	Replacement Computer Workstations	4,173	0	0	0	2,240
54127	Network Materials	0	0	0	0	0
54140	Inventory Materials	0	0	0	0	0
54244	Oils & Lubricants	0	0	0	0	0
54245	Tires	0	0	0	0	0
54246	Diesel	0	0	0	0	0
54247	Natural Gas / Propane	0	0	0	0	0
54248	Gasoline	0	0	0	0	0
54343	Auto Parts	0	0	0	0	0
54344	Equipment Parts - Other	0	0	0	0	0
54446	Tools (All)	0	0	0	0	0
54568	Inventory-Sales Tax	0	0	0	0	0
54569	Inventory-Freight	0	0	0	0	0
55170	Electric Power	0	0	0	0	0
55271	Natural Gas	0	0	0	0	0
55373	Telephone	0	0	0	0	0
55472	Other Utilities	0	0	0	0	0
56160	Outside Services	43,210	15,935	35,850	33,618	35,850
56161	Temporary Services	0	0	0	0	0
56162	Repairs - Radio	0	0	0	0	0
56163	Security Services	0	0	0	0	0
56174	Repairs-Automotive	0	0	0	0	0
56177	Repairs-All Outside	0	0	0	0	0
56178	Major Maint & Repair - Planned	0	0	0	0	0
56179	Major Maint & Repair - Unplanned	0	0	0	0	0
56180	Janitorial Services	0	0	0	0	0
56181	Refuse and Waste Hauling	0	0	0	0	0
56227	Network Services	0	0	0	0	0
56265	Computer Consulting & Programming	0	0	0	0	0
56266	Consultants - Other	0	2,574	2,500	5,430	7,250
56267	Consultants - Engineering	0	0	0	0	0
56268	Safety Consultants	430	0	500	0	0
56430	Air Quality Compliance Costs	0	0	0	0	0
56434	Tests - Outside Lab Services	0	0	0	0	0
56463	Tests - EMWD Laboratory	0	0	0	0	0
56560	Postage	0	0	0	0	0
56565	Insurance	0	0	0	0	0
56768	Outside Permit Fees	0	0	0	0	0
56770	SCAQMD Fees	0	0	0	0	0
56775	Taxes & Assessments	0	0	0	0	0
56900	Election Expense	0	0	0	0	0
57000	Agency Contributions	0	0	0	0	0
57130	Outside Equipment Rental	0	0	0	0	0
57131	Space Rent	21,431	4,960	17,000	13,000	15,000
57133	Maintenance Contracts	1,592	0	0	0	0
57134	Software Maintenance Contracts	0	0	0	0	0
57235	Equipment Rental - EMWD Vehicle Pool	655	123	650	450	450
57237	Work Clothes Rental - OMC only	0	0	0	0	0
58121	Conference Fees	299	20	975	875	975
58122	Technical Training - In House	0	0	0	0	0
58123	Technical Training - Outside	702	99	0	99	0
58124	Safety Training	0	0	0	0	0
58161	Employee Travel-Expense	1,417	164	2,140	2,046	2,290
58163	Dues & Memberships	215	0	375	375	375
58164	Subscriptions	5,148	1,259	6,000	6,900	8,400
58240	Legal Fees	0	0	0	0	0
58250	Legal Fees - Other	0	0	0	0	0
58930	Banking Service Fees	0	0	0	0	0
TOTAL DEPARTMENT EXPENSES		486,750	226,590	480,829	487,153	514,966
59080	DEPT CREDITS - LAB (749)	0	0	0	0	0
59082	DEPT CREDITS - WAREHOUSE (764)	0	0	0	0	0
59084	DEPT CREDITS - MAPS (735)	0	0	0	0	0
59085	DEPT CREDIT - MATERIAL FAB (763, 765)	0	0	0	0	0
59086	DEPT CREDIT	0	0	0	0	0
59170	Engineering Overhead Charged (731 & 732)	0	0	0	0	0
59190	Allocated to Service Areas (formula)	(486,750)	(226,590)	(480,829)	(487,153)	(514,966)
59200	Engineering (over) under charged (731 & 732)	0	0	0	0	0
NET AFTER ALLOCATION		0	0	0	0	0
TOTAL DEPT EXPENSES WITHOUT LABOR		80,867	26,720	68,590	65,504	74,830

DEPARTMENT EXPENSE SUMMARY
Budget Fiscal Year 2013/14

817-764
Warehouse/Receiving
D.Howell

Account	Description	2011/12 Actual	2012/13 Dec YTD	2012/13 Budget	2012/13 Projected	2013/14 Budget
53150	Direct Labor	639,831	327,715	679,271	691,352	677,207
53199	Labor - Students (HR Only) & Contract Retirees	0	0	0	0	0
53550	Labor - Standby	12,363	5,809	13,150	12,255	13,500
54120	Direct Materials	19,732	388	10,100	8,270	10,800
54121	Department Furniture & Non-Electronic Equip	0	0	0	0	0
54122	Electronic / Computer Equip and Software	86	0	0	0	200
54123	Meter Material	0	0	0	0	0
54124	Safety Supplies & Small Safety Tools	4,996	4,149	10,000	8,753	8,000
54125	New Computer Workstations	0	0	0	0	0
54126	Replacement Computer Workstations	0	0	3,600	3,600	0
54127	Network Materials	0	0	0	0	0
54140	Inventory Materials	599	597	600	1,259	0
54244	Oils & Lubricants	0	0	0	0	0
54245	Tires	0	0	0	0	0
54246	Diesel	0	0	0	0	0
54247	Natural Gas / Propane	0	0	0	0	0
54248	Gasoline	0	0	0	0	0
54343	Auto Parts	0	0	0	0	0
54344	Equipment Parts - Other	0	0	0	0	0
54446	Tools (All)	13,269	1,544	18,400	16,084	11,306
54568	Inventory-Sales Tax	304,870	139,583	290,000	294,467	304,000
54569	Inventory-Freight	22,455	9,513	21,000	20,069	21,000
55170	Electric Power	0	0	0	0	0
55271	Natural Gas	0	0	0	0	0
55373	Telephone	0	0	0	0	0
55472	Other Utilities	0	0	0	0	0
56160	Outside Services	45,800	28,828	45,000	45,000	53,036
56161	Temporary Services	5,354	0	0	0	0
56162	Repairs - Radio	0	0	0	0	0
56163	Security Services	0	0	0	0	0
56174	Repairs-Automotive	0	0	0	0	0
56177	Repairs-All Outside	1,836	0	2,000	1,500	2,000
56178	Major Maint & Repair - Planned	0	0	0	0	0
56179	Major Maint & Repair - Unplanned	0	0	0	0	0
56180	Janitorial Services	0	0	0	0	0
56181	Refuse and Waste Hauling	6,700	2,163	14,000	14,000	14,000
56227	Network Services	0	0	0	0	0
56265	Computer Consulting & Programming	0	0	0	0	0
56266	Consultants - Other	0	0	0	0	0
56267	Consultants - Engineering	0	0	0	0	0
56268	Safety Consultants	0	0	0	0	0
56430	Air Quality Compliance Costs	0	0	0	0	0
56434	Tests - Outside Lab Services	0	0	0	0	0
56463	Tests - EMWD Laboratory	0	0	0	0	0
56560	Postage	23,641	7,913	16,000	16,693	19,000
56565	Insurance	0	0	0	0	0
56768	Outside Permit Fees	0	0	0	0	0
56770	SCAQMD Fees	0	0	0	0	0
56775	Taxes & Assessments	0	0	0	0	0
56900	Election Expense	0	0	0	0	0
57000	Agency Contributions	0	0	0	0	0
57130	Outside Equipment Rental	30,642	18,055	35,000	38,089	35,000
57131	Space Rent	0	0	0	0	0
57133	Maintenance Contracts	3,057	317	1,600	1,600	1,600
57134	Software Maintenance Contracts	0	0	0	0	0
57235	Equipment Rental - EMWD Vehicle Pool	42,575	22,453	30,500	47,367	44,000
57237	Work Clothes Rental - OMC only	0	0	0	0	0
58121	Conference Fees	0	(69)	450	(146)	0
58122	Technical Training - In House	0	0	0	0	0
58123	Technical Training - Outside	895	250	900	925	925
58124	Safety Training	0	0	0	0	0
58161	Employee Travel-Expense	393	536	630	630	750
58163	Dues & Memberships	132	0	0	0	350
58164	Subscriptions	0	0	0	0	0
58240	Legal Fees	0	0	0	0	0
58250	Legal Fees - Other	0	0	0	0	0
58930	Banking Service Fees	0	0	0	0	0
TOTAL DEPARTMENT EXPENSES		1,179,224	569,744	1,192,201	1,221,767	1,216,674
59080	DEPT CREDITS - LAB (749)	0	0	0	0	0
59082	DEPT CREDITS - WAREHOUSE (764)	(281,584)	(145,795)	(290,000)	(307,571)	(304,000)
59084	DEPT CREDITS - MAPS (735)	0	0	0	0	0
59085	DEPT CREDIT - MATERIAL FAB (763, 765)	0	0	0	0	0
59086	DEPT CREDIT	0	0	0	0	0
59170	Engineering Overhead Charged (731 & 732)	0	0	0	0	0
59190	Allocated to Service Areas (formula)	0	0	0	0	0
59200	Engineering (over) under charged (731 & 732)	0	0	0	0	0
NET AFTER ALLOCATION		897,640	423,949	902,201	914,196	912,674
TOTAL DEPT EXPENSES WITHOUT LABOR		245,446	90,425	209,780	210,589	221,967

DEPARTMENT EXPENSE SUMMARY
Budget Fiscal Year 2013/14

817-766
Contracts
D.Howell

Account	Description	2011/12 Actual	2012/13 Dec YTD	2012/13 Budget	2012/13 Projected	2013/14 Budget
53150	Direct Labor	645,399	339,194	643,187	715,569	667,695
53199	Labor - Students (HR Only) & Contract Retirees	0	0	0	0	0
53550	Labor - Standby	0	0	0	0	0
54120	Direct Materials	171	204	100	254	250
54121	Department Furniture & Non-Electronic Equip	554	0	905	800	675
54122	Electronic / Computer Equip and Software	1,133	0	790	715	790
54123	Meter Material	0	0	0	0	0
54124	Safety Supplies & Small Safety Tools	39	15	0	31	0
54125	New Computer Workstations	0	0	0	0	0
54126	Replacement Computer Workstations	363	0	1,200	1,200	0
54127	Network Materials	0	0	0	0	0
54140	Inventory Materials	9	0	40	40	50
54244	Oils & Lubricants	0	0	0	0	0
54245	Tires	0	0	0	0	0
54246	Diesel	0	0	0	0	0
54247	Natural Gas / Propane	0	0	0	0	0
54248	Gasoline	0	0	0	0	0
54343	Auto Parts	0	0	0	0	0
54344	Equipment Parts - Other	0	0	0	0	0
54446	Tools (All)	0	0	0	0	0
54568	Inventory-Sales Tax	0	0	0	0	0
54569	Inventory-Freight	0	0	0	0	0
55170	Electric Power	0	0	0	0	0
55271	Natural Gas	0	0	0	0	0
55373	Telephone	0	0	0	0	0
55472	Other Utilities	0	0	0	0	0
56160	Outside Services	0	5	0	11	0
56161	Temporary Services	18,475	9,480	22,000	20,000	22,000
56162	Repairs - Radio	0	0	0	0	0
56163	Security Services	0	0	0	0	0
56174	Repairs-Automotive	0	0	0	0	0
56177	Repairs-All Outside	0	0	350	0	0
56178	Major Maint & Repair - Planned	0	0	0	0	0
56179	Major Maint & Repair - Unplanned	0	0	0	0	0
56180	Janitorial Services	0	0	0	0	0
56181	Refuse and Waste Hauling	0	0	0	0	0
56227	Network Services	0	0	0	0	0
56265	Computer Consulting & Programming	0	0	0	0	0
56266	Consultants - Other	0	0	0	0	0
56267	Consultants - Engineering	0	0	0	0	0
56268	Safety Consultants	0	0	300	0	300
56430	Air Quality Compliance Costs	0	0	0	0	0
56434	Tests - Outside Lab Services	0	0	0	0	0
56463	Tests - EMWD Laboratory	0	0	0	0	0
56560	Postage	0	0	0	0	0
56565	Insurance	0	0	0	0	0
56768	Outside Permit Fees	0	0	0	0	0
56770	SCAQMD Fees	0	0	0	0	0
56775	Taxes & Assessments	0	0	0	0	0
56900	Election Expense	0	0	0	0	0
57000	Agency Contributions	0	0	0	0	0
57130	Outside Equipment Rental	0	0	0	0	0
57131	Space Rent	0	0	0	0	0
57133	Maintenance Contracts	0	0	0	0	0
57134	Software Maintenance Contracts	0	0	0	0	0
57235	Equipment Rental - EMWD Vehicle Pool	380	606	1,000	1,279	1,500
57237	Work Clothes Rental - OMC only	0	0	0	0	0
58121	Conference Fees	640	1,552	900	950	695
58122	Technical Training - In House	0	0	0	0	0
58123	Technical Training - Outside	99	59	400	350	900
58124	Safety Training	0	0	0	0	0
58161	Employee Travel-Expense	1,418	1,335	4,991	4,900	4,000
58163	Dues & Memberships	770	0	680	695	795
58164	Subscriptions	0	0	0	0	0
58240	Legal Fees	0	0	0	0	0
58250	Legal Fees - Other	2,055	0	0	0	2,000
58930	Banking Service Fees	0	0	0	0	0
TOTAL DEPARTMENT EXPENSES		671,504	352,450	676,843	746,794	701,650
59080	DEPT CREDITS - LAB (749)	0	0	0	0	0
59082	DEPT CREDITS - WAREHOUSE (764)	0	0	0	0	0
59084	DEPT CREDITS - MAPS (735)	0	0	0	0	0
59085	DEPT CREDIT - MATERIAL FAB (763, 765)	0	0	0	0	0
59086	DEPT CREDIT	0	0	0	0	0
59170	Engineering Overhead Charged (731 & 732)	0	0	0	0	0
59190	Allocated to Service Areas (formula)	0	0	0	0	0
59200	Engineering (over) under charged (731 & 732)	0	0	0	0	0
NET AFTER ALLOCATION		671,504	352,450	676,843	746,794	701,650
TOTAL DEPT EXPENSES WITHOUT LABOR		26,105	13,256	33,656	31,225	33,955

DEPARTMENT EXPENSE SUMMARY
Budget Fiscal Year 2013/14

817-767
Copy Center
D.Howell

Account	Description	2011/12 Actual	2012/13 Dec YTD	2012/13 Budget	2012/13 Projected	2013/14 Budget
53150	Direct Labor	0	0	0	0	0
53199	Labor - Students (HR Only) & Contract Retirees	0	0	0	0	0
53550	Labor - Standby	0	0	0	0	0
54120	Direct Materials	147,072	49,836	165,000	105,135	125,000
54121	Department Furniture & Non-Electronic Equip	1,720	0	0	0	0
54122	Electronic / Computer Equipt and Software	4,844	2,975	4,500	6,275	4,500
54123	Meter Material	0	0	0	0	0
54124	Safety Supplies & Small Safety Tools	0	0	0	0	0
54125	New Computer Workstations	0	0	0	0	0
54126	Replacement Computer Workstations	0	0	0	0	0
54127	Network Materials	0	0	0	0	0
54140	Inventory Materials	0	0	0	0	0
54244	Oils & Lubricants	0	0	0	0	0
54245	Tires	0	0	0	0	0
54246	Diesel	0	0	0	0	0
54247	Natural Gas / Propane	0	0	0	0	0
54248	Gasoline	0	0	0	0	0
54343	Auto Parts	0	0	0	0	0
54344	Equipment Parts - Other	0	0	0	0	0
54446	Tools (All)	0	0	0	0	0
54568	Inventory-Sales Tax	0	0	0	0	0
54569	Inventory-Freight	0	0	0	0	0
55170	Electric Power	0	0	0	0	0
55271	Natural Gas	0	0	0	0	0
55373	Telephone	61,745	33,546	85,000	70,769	75,000
55472	Other Utilities	0	0	0	0	0
56160	Outside Services	16,104	1,240	15,000	2,616	0
56161	Temporary Services	0	0	0	0	0
56162	Repairs - Radio	0	0	0	0	0
56163	Security Services	0	0	0	0	0
56174	Repairs-Automotive	0	0	0	0	0
56177	Repairs-All Outside	0	0	0	0	0
56178	Major Maint & Repair - Planned	0	0	0	0	0
56179	Major Maint & Repair - Unplanned	0	0	0	0	0
56180	Janitorial Services	0	0	0	0	0
56181	Refuse and Waste Hauling	0	0	0	0	0
56227	Network Services	0	0	0	0	0
56265	Computer Consulting & Programming	0	0	0	0	0
56266	Consultants - Other	0	0	0	0	0
56267	Consultants - Engineering	0	0	0	0	0
56268	Safety Consultants	0	0	0	0	0
56430	Air Quality Compliance Costs	0	0	0	0	0
56434	Tests - Outside Lab Services	0	0	0	0	0
56463	Tests - EMWD Laboratory	0	0	0	0	0
56560	Postage	70,985	94,840	125,000	200,075	140,000
56565	Insurance	0	0	0	0	0
56768	Outside Permit Fees	0	0	0	0	0
56770	SCAQMD Fees	0	0	0	0	0
56775	Taxes & Assessments	0	0	0	0	0
56900	Election Expense	0	0	0	0	0
57000	Agency Contributions	0	0	0	0	0
57130	Outside Equipment Rental	521,081	256,844	532,076	541,843	535,000
57131	Space Rent	0	0	0	0	0
57133	Maintenance Contracts	0	0	0	0	0
57134	Software Maintenance Contracts	0	0	0	0	0
57235	Equipment Rental - EMWD Vehicle Pool	16,977	5,958	13,500	12,569	13,500
57237	Work Clothes Rental - OMC only	0	0	0	0	0
58121	Conference Fees	0	0	0	0	0
58122	Technical Training - In House	0	0	0	0	0
58123	Technical Training - Outside	0	0	0	0	0
58124	Safety Training	0	0	0	0	0
58161	Employee Travel-Expense	0	0	0	0	0
58163	Dues & Memberships	0	0	0	0	0
58164	Subscriptions	0	0	0	0	0
58240	Legal Fees	0	0	0	0	0
58250	Legal Fees - Other	0	0	0	0	0
58930	Banking Service Fees	0	0	0	0	0
TOTAL DEPARTMENT EXPENSES		840,529	445,238	940,076	939,282	893,000
59080	DEPT CREDITS - LAB (749)	0	0	0	0	0
59082	DEPT CREDITS - WAREHOUSE (764)	0	0	0	0	0
59084	DEPT CREDITS - MAPS (735)	0	0	0	0	0
59085	DEPT CREDIT - MATERIAL FAB (763, 765)	0	0	0	0	0
59086	DEPT CREDIT	0	0	0	0	0
59170	Engineering Overhead Charged (731 & 732)	0	0	0	0	0
59190	Allocated to Service Areas (formula)	(840,529)	(445,238)	(940,076)	(939,282)	(893,000)
59200	Engineering (over) under charged (731 & 732)	0	0	0	0	0
NET AFTER ALLOCATION		0	0	0	0	0
TOTAL DEPT EXPENSES WITHOUT LABOR		840,529	445,238	940,076	939,282	893,000

DEPARTMENT EXPENSE SUMMARY
Budget Fiscal Year 2013/14

817-768
Purchasing
D.Howell

Account	Description	2011/12 Actual	2012/13 Dec YTD	2012/13 Budget	2012/13 Projected	2013/14 Budget
53150	Direct Labor	1,129,282	565,165	1,107,332	1,192,283	1,138,645
53199	Labor - Students (HR Only) & Contract Retirees	0	0	0	0	0
53550	Labor - Standby	0	0	0	0	0
54120	Direct Materials	2,448	1,725	3,600	3,639	3,600
54121	Department Furniture & Non-Electronic Equip	0	367	0	775	520
54122	Electronic / Computer Equip and Software	704	120	500	254	680
54123	Meter Material	0	0	0	0	0
54124	Safety Supplies & Small Safety Tools	49	26	150	55	75
54125	New Computer Workstations	0	0	0	0	0
54126	Replacement Computer Workstations	0	1,298	2,400	2,739	0
54127	Network Materials	0	0	0	0	0
54140	Inventory Materials	0	35	0	74	75
54244	Oils & Lubricants	0	0	0	0	0
54245	Tires	0	0	0	0	0
54246	Diesel	0	0	0	0	0
54247	Natural Gas / Propane	0	0	0	0	0
54248	Gasoline	0	0	0	0	0
54343	Auto Parts	0	0	0	0	0
54344	Equipment Parts - Other	0	0	0	0	0
54446	Tools (All)	0	0	0	0	0
54568	Inventory-Sales Tax	0	0	0	0	0
54569	Inventory-Freight	0	0	0	0	0
55170	Electric Power	0	0	0	0	0
55271	Natural Gas	0	0	0	0	0
55373	Telephone	0	0	0	0	0
55472	Other Utilities	0	0	0	0	0
56160	Outside Services	21,290	9,016	22,800	19,021	23,100
56161	Temporary Services	0	0	0	0	0
56162	Repairs - Radio	0	0	0	0	0
56163	Security Services	0	0	0	0	0
56174	Repairs-Automotive	0	0	0	0	0
56177	Repairs-All Outside	0	0	0	0	0
56178	Major Maint & Repair - Planned	0	0	0	0	0
56179	Major Maint & Repair - Unplanned	0	0	0	0	0
56180	Janitorial Services	0	0	0	0	0
56181	Refuse and Waste Hauling	0	0	0	0	0
56227	Network Services	0	0	0	0	0
56265	Computer Consulting & Programming	0	0	0	0	0
56266	Consultants - Other	0	0	0	0	0
56267	Consultants - Engineering	0	0	0	0	0
56268	Safety Consultants	0	0	0	0	0
56430	Air Quality Compliance Costs	0	0	0	0	0
56434	Tests - Outside Lab Services	0	0	0	0	0
56463	Tests - EMWD Laboratory	0	0	0	0	0
56560	Postage	0	0	0	0	0
56565	Insurance	0	0	0	0	0
56768	Outside Permit Fees	0	0	0	0	0
56770	SCAQMD Fees	0	0	0	0	0
56775	Taxes & Assessments	0	0	0	0	0
56900	Election Expense	0	0	0	0	0
57000	Agency Contributions	0	0	0	0	0
57130	Outside Equipment Rental	0	0	0	0	0
57131	Space Rent	0	0	0	0	0
57133	Maintenance Contracts	0	0	0	0	0
57134	Software Maintenance Contracts	0	0	0	0	0
57235	Equipment Rental - EMWD Vehicle Pool	448	119	675	542	600
57237	Work Clothes Rental - OMC only	0	0	0	0	0
58121	Conference Fees	390	393	400	492	800
58122	Technical Training - In House	225	59	300	279	300
58123	Technical Training - Outside	694	59	1,700	900	900
58124	Safety Training	0	0	0	0	0
58161	Employee Travel-Expense	1,873	754	3,435	3,002	3,750
58163	Dues & Memberships	1,040	0	1,120	1,120	1,120
58164	Subscriptions	0	0	350	0	0
58240	Legal Fees	0	0	0	0	0
58250	Legal Fees - Other	0	0	0	0	0
58930	Banking Service Fees	0	0	0	0	0
TOTAL DEPARTMENT EXPENSES		1,158,443	579,137	1,144,762	1,225,175	1,174,165
59080	DEPT CREDITS - LAB (749)	0	0	0	0	0
59082	DEPT CREDITS - WAREHOUSE (764)	0	0	0	0	0
59084	DEPT CREDITS - MAPS (735)	0	0	0	0	0
59085	DEPT CREDIT - MATERIAL FAB (763, 765)	0	0	0	0	0
59086	DEPT CREDIT	0	0	0	0	0
59170	Engineering Overhead Charged (731 & 732)	0	0	0	0	0
59190	Allocated to Service Areas (formula)	0	0	0	0	0
59200	Engineering (over) under charged (731 & 732)	0	0	0	0	0
NET AFTER ALLOCATION		1,158,443	579,137	1,144,762	1,225,175	1,174,165
TOTAL DEPT EXPENSES WITHOUT LABOR		29,160	13,972	37,430	32,892	35,520

PLANNING, ENGINEERING, AND CONSTRUCTION BRANCH

Branch Administration

Planning, Conservation & Resources

Engineering

New Business

Field Engineering

Engineering Services

Laboratory & Water Quality

Regulatory & Compliance Services

Source Control

PLANNING, ENGINEERING, & CONSTRUCTION ADMINISTRATION DEPARTMENT

Fiscal Year 2013-2014

Mission Statement

The mission of the Planning, Engineering, & Construction Administration Department is to manage, guide, and support the Planning, Engineering, & Construction Branch departments in their planning, design, and construction efforts for cost-effective, high-quality infrastructure facilities to meet the District's current and future water, wastewater, and recycled water demands and requirements.

Roles and Responsibilities

The department provides leadership and direction to the other four areas within the Planning, Engineering, & Construction Branch: Engineering, Field Engineering, Engineering Services, Planning, and Regulatory and Environmental Compliance.

Budget Constraints and Key Variances

For FY 2013/14, there are significant reductions in department expenses due to the reorganization which transferred costs from the Branch Administration Department to the Engineering Services Department. There is a similar increase in the Engineering Services budget.

Goals and Objectives for FY 2013/14

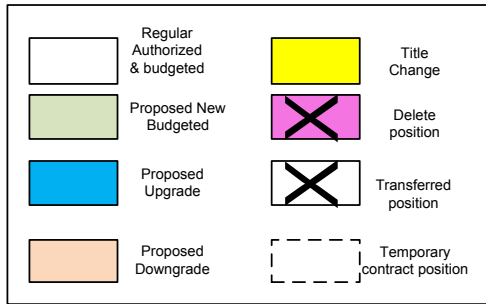
- ◆ Provide as-needed support services to all District Departments

Department Summary

Planning, Engineering, Const.	2012/13		2013/14		Budget to Budget Variance	
	Budget		Budget		\$	%
Wages	\$ 275,992		\$ 302,576		\$ 26,584	9.6%
Benefits	122,273		133,905		11,632	9.5%
Total Wages & Benefits	\$ 398,265		\$ 436,481		\$ 38,216	9.6%
Materials & Supplies	70,550		820		(69,730)	-98.8%
Utilities	-		-		-	
Outside Services	210,000		200		(209,800)	-99.9%
Rents & Leases	2,500		-		(2,500)	-100.0%
Administrative Expenses	37,350		800		(36,550)	-97.9%
Reimbursed Expenses	-		-		-	
Total Non-Labor Expenses	320,400		1,820		(318,580)	-99.4%
Total Department Expense	\$ 718,665		\$ 438,301		\$ (280,364)	-39.0%
Allocation of Wages & Benefits To:						
Capital Projects	\$ -		\$ -		\$ -	
Plants & Service Areas	-		-		-	
Department General & Administrative	398,265		436,481		38,216	9.6%
Total Wages & Benefits	\$ 398,265		\$ 436,481		\$ 38,216	9.6%
Number of Authorized Positions	2		2		-	0.0%

Position Changes


For FY 2013/14, there are no changes in the number of authorized positions.



Budgeted positions are subject to GM authorization

Planning, Engineering & Construction Branch Admin.

(2)



DEPARTMENT EXPENSE SUMMARY
Budget Fiscal Year 2013/14

830-730
Planning, Engineering, Const.
C.Bachmann

Account	Description	2011/12 Actual	2012/13 Dec YTD	2012/13 Budget	2012/13 Projected	2013/14 Budget
53150	Direct Labor	1,032,409	277,683	398,265	585,806	436,481
53199	Labor - Students (HR Only) & Contract Retirees	0	0	0	0	0
53550	Labor - Standby	0	0	0	0	0
54120	Direct Materials	2,910	58	2,500	121	300
54121	Department Furniture & Non-Electronic Equip	247	0	1,040	0	0
54122	Electronic / Computer Equip and Software	1,982	5,964	9,550	12,581	0
54123	Meter Material	0	0	0	0	0
54124	Safety Supplies & Small Safety Tools	0	0	0	0	0
54125	New Computer Workstations	0	0	8,800	0	0
54126	Replacement Computer Workstations	14,769	5,693	48,660	12,010	520
54127	Network Materials	0	0	0	0	0
54140	Inventory Materials	0	0	0	0	0
54244	Oils & Lubricants	0	0	0	0	0
54245	Tires	0	0	0	0	0
54246	Diesel	0	0	0	0	0
54247	Natural Gas / Propane	0	0	0	0	0
54248	Gasoline	0	0	0	0	0
54343	Auto Parts	0	0	0	0	0
54344	Equipment Parts - Other	0	0	0	0	0
54446	Tools (All)	0	0	0	0	0
54568	Inventory-Sales Tax	0	0	0	0	0
54569	Inventory-Freight	0	0	0	0	0
55170	Electric Power	0	0	0	0	0
55271	Natural Gas	0	0	0	0	0
55373	Telephone	0	0	0	0	0
55472	Other Utilities	0	0	0	0	0
56160	Outside Services	515	310	0	655	200
56161	Temporary Services	6,894	812	10,000	1,714	0
56162	Repairs - Radio	0	0	0	0	0
56163	Security Services	0	0	0	0	0
56174	Repairs-Automotive	0	0	0	0	0
56177	Repairs-All Outside	0	0	0	0	0
56178	Major Maint & Repair - Planned	0	0	0	0	0
56179	Major Maint & Repair - Unplanned	0	0	0	0	0
56180	Janitorial Services	0	0	0	0	0
56181	Refuse and Waste Hauling	0	0	0	0	0
56227	Network Services	0	0	0	0	0
56265	Computer Consulting & Programming	281,310	104,861	200,000	221,217	0
56266	Consultants - Other	0	0	0	0	0
56267	Consultants - Engineering	0	1,806	0	3,809	0
56268	Safety Consultants	0	0	0	0	0
56430	Air Quality Compliance Costs	0	0	0	0	0
56434	Tests - Outside Lab Services	0	0	0	0	0
56463	Tests - EMWD Laboratory	0	0	0	0	0
56560	Postage	0	0	0	0	0
56565	Insurance	0	0	0	0	0
56768	Outside Permit Fees	0	0	0	0	0
56770	SCAQMD Fees	0	0	0	0	0
56775	Taxes & Assessments	0	0	0	0	0
56900	Election Expense	0	0	0	0	0
57000	Agency Contributions	0	0	0	0	0
57130	Outside Equipment Rental	0	0	0	0	0
57131	Space Rent	0	0	0	0	0
57133	Maintenance Contracts	0	0	0	0	0
57134	Software Maintenance Contracts	605	10,254	2,500	21,632	0
57235	Equipment Rental - EMWD Vehicle Pool	0	0	0	0	0
57237	Work Clothes Rental - OMC only	0	0	0	0	0
58121	Conference Fees	35	0	0	0	0
58122	Technical Training - In House	2,056	0	2,500	0	0
58123	Technical Training - Outside	0	0	0	0	0
58124	Safety Training	0	0	0	0	0
58161	Employee Travel-Expense	39	0	200	0	200
58163	Dues & Memberships	384	409	650	863	300
58164	Subscriptions	300	5,712	34,000	12,050	300
58240	Legal Fees	0	0	0	0	0
58250	Legal Fees - Other	0	0	0	0	0
58930	Banking Service Fees	0	0	0	0	0
TOTAL DEPARTMENT EXPENSES		1,344,456	413,562	718,665	872,458	438,301
59080	DEPT CREDITS - LAB (749)	0	0	0	0	0
59082	DEPT CREDITS - WAREHOUSE (764)	0	0	0	0	0
59084	DEPT CREDITS - MAPS (735)	0	0	0	0	0
59085	DEPT CREDIT - MATERIAL FAB (763, 765)	0	0	0	0	0
59086	DEPT CREDIT	0	0	0	0	0
59170	Engineering Overhead Charged (731 & 732)	0	0	0	0	0
59190	Allocated to Service Areas (formula)	0	0	0	0	0
59200	Engineering (over) under charged (731 & 732)	0	0	0	0	0
NET AFTER ALLOCATION		1,344,456	413,562	718,665	872,458	438,301
TOTAL DEPT EXPENSES WITHOUT LABOR		312,046	135,878	320,400	286,652	1,820

PLANNING, CONSERVATION & RESOURCES

Fiscal Year 2013-2014

Mission Statement

The mission of the Planning Division is to provide short and long range planning services to our internal and external customers to facilitate the needs of a growing service area with an eye on improving our operations, maintaining facilities, exploring new sources of supply, assuring system reliability, and promoting responsible use of our limited resources through conservation.

Roles and Responsibilities

The Planning Division is comprised of the Planning Department, the Water Resource Management Department, and the Conservation Department. The Planning Division is responsible for:

- ◆ Regional Water Supply Planning
- ◆ District-wide Facilities Master Planning for water, wastewater and recycled water
- ◆ Planning for responsible growth and development within the District
- ◆ Meeting the requirements of the California Urban Water Conservation Counsel Memorandum of Understanding
- ◆ Preparation of Urban Water Management Plans
- ◆ Preparation of an Annual Prioritized Capital Improvement Program for each product line
- ◆ Preparation of Water Supply Assessments for development projects
- ◆ Special Studies to evaluate projects in preparation for final design
- ◆ Preparation of updated flow projections for water, wastewater and recycled water
- ◆ Maintenance, calibration and use of the District's hydraulic and groundwater models
- ◆ Implementing the Best Management Practices (BMP) required by the California Water Code Section 10631
- ◆ Water Rights Protection (filing, maintenance and defending)
- ◆ Meeting the demand reduction target required by Senate Bill x7-7 (20x2020)
- ◆ Data Collection and Reporting on groundwater/watershed management
- ◆ Groundwater monitoring (levels, production, and water quality)
- ◆ Assisting customers in saving water in an efficient and cost effective manner

Accomplishments in FY 2012/13

- ◆ Started recharging water in the IRRP Ponds in June 2012.
- ◆ Managed the IRRP recharge ponds while continuing to collect the field data for the groundwater basins that our department is responsible for.
- ◆ Installed 927 High Efficiency Clothes Washers for low income families through a partnership with the Southern California Gas, MWD, and USBR.
- ◆ Developed Prioritized CIP Lists for water, wastewater and recycled water.
- ◆ Identified and acquired a site for a storage tank in the 1627 pressure zone.
- ◆ Identified a solution to sewerage the Firestone project in Temecula that was well received by the developer.
- ◆ Used funding from MWD to incentivize the replacement of 175,600 square feet of turf through the Turf Replacement Program.
- ◆ Provided over 18,000 high efficiency sprinkler nozzles to residential customers through FreeSprinklerNozzle.com.
- ◆ Installed over 18,000 high efficiency sprinkler nozzles for commercial and large landscape customers through the large landscape assistance program.
- ◆ Through December of 2012 saved 105 AFY with water efficient devices incentivized or installed through these programs and other conservation programs.
- ◆ Measured the landscape area for 7,500 customers to date with an anticipated 5,000 more through the end of the fiscal year.

Budget Constraints and Key Variances

The Planning Division was newly formed at the beginning of FY 2012/13. The budget established for FY 2012/13 was based on combining portions of budgets from two other departments.

PLANNING, CONSERVATION & RESOURCES

Fiscal Year 2013-2014

Several staff changes and reassignment of roles and responsibilities have also occurred. The Department is using two former District employees as consultants to assist in the transition of several projects. The net effect of the combined staffing changes show as a minimal impact to labor in the Department Summary below.

For FY 2013/14, there are potentially up to six position upgrades/reclassifications and two existing vacant positions that were eliminated. We plan on continuing the use of consultants to support our projects. Beyond these, we do not expect to incur any additional budget constraints or variances.

Significant variances in the proposed budget include the following expenses:

- ◆ Staffing (six position upgrades/reclassifications)
- ◆ Outside Services/Consultants

Goals and Objectives for FY 2013/14

- ◆ Continue to maximize our conservation efforts to maintain our 20x2020 goals.
- ◆ Develop, with assistance from a consultant, an updated groundwater model of the San Jacinto Watershed.
- ◆ Complete the Sewer Flow Monitoring and Model Calibration Project for the Temecula Valley area and begin the next phase for the Moreno Valley area.
- ◆ Develop a map tool for the New Business Development group that provides fire flow results for most of the fire flow requests that they now run manually.
- ◆ Complete the Phase 1 evaluation of the hydrogeologic conditions for the DVL project and collect sufficient information to determine if the full-scale project will be viable.
- ◆ Install and incentivize devices saving an additional 360 AFY.
- ◆ Complete the New Development Guidebook, meeting the terms of the USBR Field Services Grant agreement.
- ◆ Complete the High Efficiency Washer Program meeting the terms of the USBR WaterSMART Grant agreement.
- ◆ Stay in compliance with MOU, BMP and SBx7-7 requirements.

PLANNING, CONSERVATION & RESOURCES

Fiscal Year 2013-2014

Department Summary

Planning Department	2012/13		2013/14		Budget to Budget Variance	
	Budget		Budget		\$	%
Wages	\$ 1,942,278	\$	2,012,375	\$	70,097	3.6%
Benefits	946,258		904,404		(41,854)	-4.4%
Total Wages & Benefits	\$ 2,888,536	\$	2,916,779	\$	28,243	1.0%
Materials & Supplies	12,260		17,045		4,785	39.0%
Utilities	-		-		-	
Outside Services	70,126		70,700		574	0.8%
Rents & Leases	44,700		33,968		(10,732)	-24.0%
Administrative Expenses	26,750		24,065		(2,685)	-10.0%
Reimbursed Expenses	-		-		-	
Total Non-Labor Expenses	153,836		145,778		(8,058)	-5.2%
Total Department Expense	\$ 3,042,372	\$	3,062,557	\$	20,185	0.7%
Allocation of Wages & Benefits To:						
Capital Projects	\$ 124,833	\$	236,735	\$	111,902	89.6%
Plants & Service Areas	-		37,481		37,481	100.0%
Department General & Administrative	2,763,703		2,642,563		(121,140)	-4.4%
Total Wages & Benefits	\$ 2,888,536	\$	2,916,779	\$	28,243	1.0%
Number of Authorized Positions	22		20		(2)	-9.1%

Position Changes

For FY 2013/14, there are two positions reduced through attrition. The Water Resources Supervisor retired during FY 2012/13 leaving a vacant position which was subsequently eliminated. One Conservation Program Assistant position became vacant in FY 2012/13 and was subsequently eliminated.

Other staffing changes include potential position upgrades and reclassifications. First, the Senior Water Resources Planning Analyst has been assigned several staff members to manage. His current position is not a management position, so his position is expected to change prior to the beginning of FY 2013/14; however, the salary classification is unknown at this time. Second, two Civil Engineering I staff are anticipated to flex to a higher position in earlier part of FY 2013/14, and one Conservation Specialist is anticipated to flex to a higher position also in the earlier part of the year.

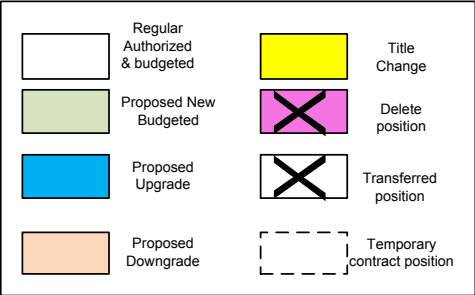
In addition, the Department's two field staff have expressed a desire to have their positions redefined to address their new roles since the retirement of the Water Resources Supervisor. Both of the Water Resources Technician II staff have taken on more responsibilities over the last year and have performed well. The salary classification change for the field staff is unknown at this time.

The following changes are proposed for FY 2013/14:

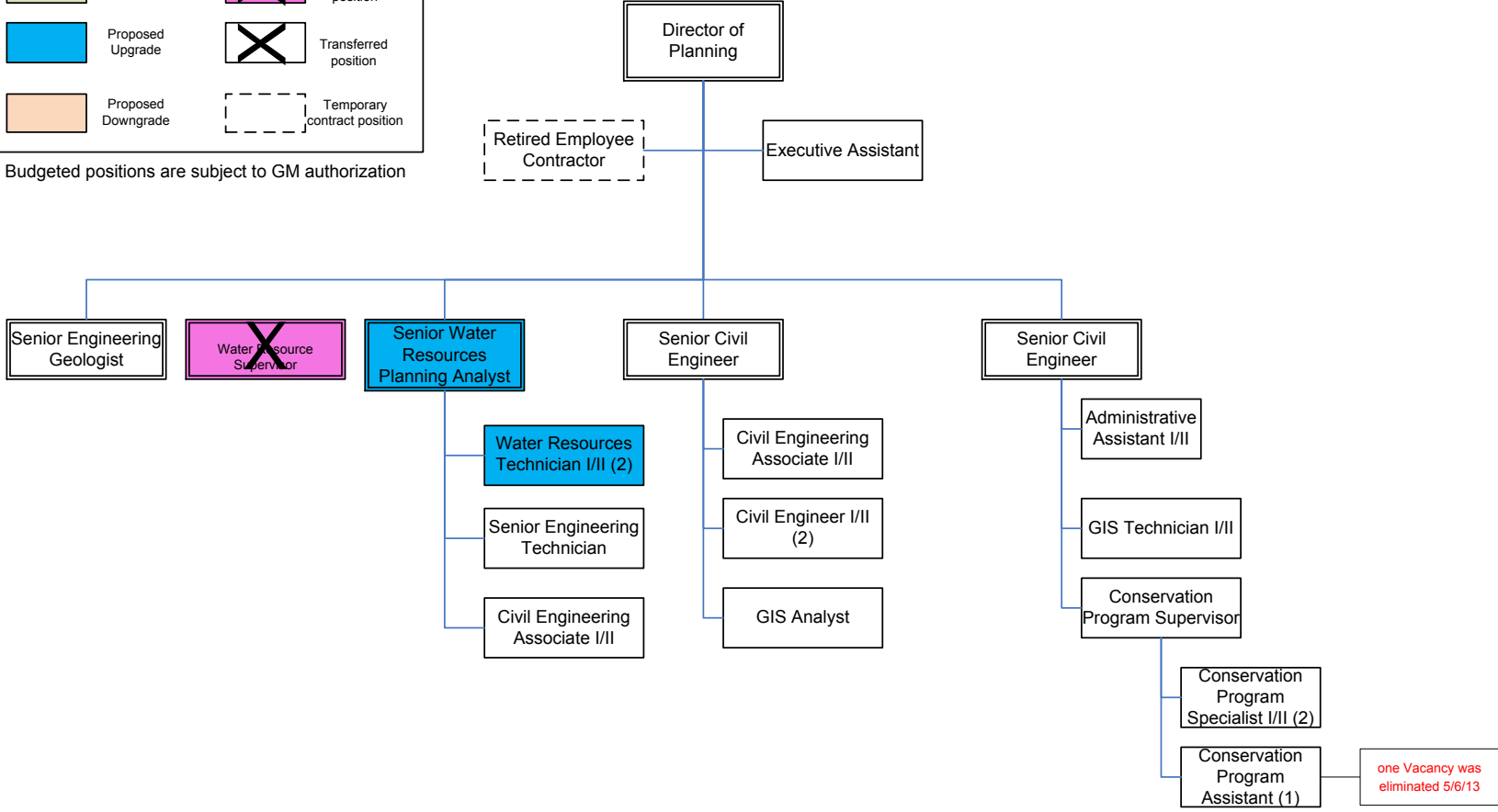
- ◆ Upgrade (Flex): 3 positions
- ◆ Reclassification: 3 positions
- ◆ Reduction (unfilled): 2 positions
- ◆ Addition: 0 positions

Planning

(20)



Budgeted positions are subject to GM authorization



one Vacancy was eliminated 5/6/13

Modified 5/17/13

DEPARTMENT EXPENSE SUMMARY
Budget Fiscal Year 2013/14

824-720
 Planning
 B.Powell

Account	Description	2011/12 Actual	2012/13 Dec YTD	2012/13 Budget	2012/13 Projected	2013/14 Budget
53150	Direct Labor	884,527	675,427	582,165	1,424,892	1,424,276
53199	Labor - Students (HR Only) & Contract Retirees	0	0	0	0	0
53550	Labor - Standby	0	0	0	0	0
54120	Direct Materials	337	338	300	712	700
54121	Department Furniture & Non-Electronic Equip	0	315	0	663	930
54122	Electronic / Computer Equipt and Software	755	660	20	1,392	1,190
54123	Meter Material	0	0	0	0	0
54124	Safety Supplies & Small Safety Tools	42	0	0	0	0
54125	New Computer Workstations	0	268	0	566	0
54126	Replacement Computer Workstations	56	268	0	566	3,000
54127	Network Materials	0	0	0	0	0
54140	Inventory Materials	29	0	125	0	75
54244	Oils & Lubricants	0	0	0	0	0
54245	Tires	0	0	0	0	0
54246	Diesel	0	0	0	0	0
54247	Natural Gas / Propane	0	0	0	0	0
54248	Gasoline	0	0	0	0	0
54343	Auto Parts	0	0	0	0	0
54344	Equipment Parts - Other	0	0	0	0	0
54446	Tools (All)	0	0	0	0	0
54568	Inventory-Sales Tax	0	0	0	0	0
54569	Inventory-Freight	0	0	0	0	0
55170	Electric Power	0	0	0	0	0
55271	Natural Gas	0	0	0	0	0
55373	Telephone	0	0	0	0	0
55472	Other Utilities	0	0	0	0	0
56160	Outside Services	0	512	0	1,080	0
56161	Temporary Services	0	0	0	0	0
56162	Repairs - Radio	0	0	0	0	0
56163	Security Services	0	0	0	0	0
56174	Repairs-Automotive	0	0	0	0	0
56177	Repairs-All Outside	0	0	0	0	0
56178	Major Maint & Repair - Planned	0	0	0	0	0
56179	Major Maint & Repair - Unplanned	0	0	0	0	0
56180	Janitorial Services	0	0	0	0	0
56181	Refuse and Waste Hauling	0	0	0	0	0
56227	Network Services	0	0	0	0	0
56265	Computer Consulting & Programming	0	0	0	0	0
56266	Consultants - Other	11,406	8,819	16,042	18,604	20,000
56267	Consultants - Engineering	0	0	0	0	0
56268	Safety Consultants	221	0	0	0	0
56430	Air Quality Compliance Costs	0	0	0	0	0
56434	Tests - Outside Lab Services	0	0	0	0	0
56463	Tests - EMWD Laboratory	0	0	0	0	0
56560	Postage	0	0	0	0	0
56565	Insurance	0	0	0	0	0
56768	Outside Permit Fees	0	0	0	0	0
56770	SCAQMD Fees	0	0	0	0	0
56775	Taxes & Assessments	0	0	0	0	0
56900	Election Expense	0	0	0	0	0
57000	Agency Contributions	0	0	0	0	0
57130	Outside Equipment Rental	0	0	0	0	0
57131	Space Rent	0	0	0	0	0
57133	Maintenance Contracts	0	0	0	0	0
57134	Software Maintenance Contracts	0	0	0	0	0
57235	Equipment Rental - EMWD Vehicle Pool	751	0	0	0	0
57237	Work Clothes Rental - OMC only	0	0	0	0	0
58121	Conference Fees	300	75	600	158	600
58122	Technical Training - In House	0	0	0	0	0
58123	Technical Training - Outside	964	0	1,915	0	1,915
58124	Safety Training	0	0	0	0	0
58161	Employee Travel-Expense	2,776	965	3,370	2,035	2,500
58163	Dues & Memberships	0	0	0	0	0
58164	Subscriptions	0	0	0	0	0
58240	Legal Fees	0	0	0	0	0
58250	Legal Fees - Other	0	0	0	0	0
58930	Banking Service Fees	0	0	0	0	0
TOTAL DEPARTMENT EXPENSES		902,163	687,646	604,537	1,450,668	1,455,186
59080	DEPT CREDITS - LAB (749)	0	0	0	0	0
59082	DEPT CREDITS - WAREHOUSE (764)	0	0	0	0	0
59084	DEPT CREDITS - MAPS (735)	0	0	0	0	0
59085	DEPT CREDIT - MATERIAL FAB (763, 765)	0	0	0	0	0
59086	DEPT CREDIT	0	0	0	0	0
59170	Engineering Overhead Charged (731 & 732)	0	0	0	0	0
59190	Allocated to Service Areas (formula)	0	0	0	0	0
59200	Engineering (over) under charged (731 & 732)	0	0	0	0	0
NET AFTER ALLOCATION		902,163	687,646	604,537	1,450,668	1,455,186
TOTAL DEPT EXPENSES WITHOUT LABOR		17,636	12,219	22,372	25,776	30,910

DEPARTMENT EXPENSE SUMMARY
Budget Fiscal Year 2013/14

824-726
Conservation
E.Lovsted

Account	Description	2011/12 Actual	2012/13 Dec YTD	2012/13 Budget	2012/13 Projected	2013/14 Budget
53150	Direct Labor	558,764	230,119	600,309	485,463	421,270
53199	Labor - Students (HR Only) & Contract Retirees	0	0	0	0	0
53550	Labor - Standby	0	0	0	0	0
54120	Direct Materials	764	0	1,000	1,000	1,800
54121	Department Furniture & Non-Electronic Equip	0	0	0	0	0
54122	Electronic / Computer Equipt and Software	410	0	250	0	250
54123	Meter Material	0	0	0	0	0
54124	Safety Supplies & Small Safety Tools	546	0	0	0	0
54125	New Computer Workstations	0	0	0	0	0
54126	Replacement Computer Workstations	417	53	0	53	0
54127	Network Materials	0	0	0	0	0
54140	Inventory Materials	0	0	50	50	50
54244	Oils & Lubricants	0	0	0	0	0
54245	Tires	0	0	0	0	0
54246	Diesel	0	0	0	0	0
54247	Natural Gas / Propane	0	0	0	0	0
54248	Gasoline	0	0	0	0	0
54343	Auto Parts	0	0	0	0	0
54344	Equipment Parts - Other	0	0	0	0	0
54446	Tools (All)	0	0	0	0	150
54568	Inventory-Sales Tax	0	0	0	0	0
54569	Inventory-Freight	0	0	0	0	0
55170	Electric Power	0	0	0	0	0
55271	Natural Gas	0	0	0	0	0
55373	Telephone	0	0	0	0	0
55472	Other Utilities	0	0	0	0	0
56160	Outside Services	1,214	985	1,034	1,985	17,650
56161	Temporary Services	0	0	0	0	0
56162	Repairs - Radio	0	0	0	0	0
56163	Security Services	0	0	0	0	0
56174	Repairs-Automotive	0	0	0	0	0
56177	Repairs-All Outside	0	0	0	0	0
56178	Major Maint & Repair - Planned	0	0	0	0	0
56179	Major Maint & Repair - Unplanned	0	0	0	0	0
56180	Janitorial Services	0	0	0	0	0
56181	Refuse and Waste Hauling	0	0	0	0	0
56227	Network Services	0	0	0	0	0
56265	Computer Consulting & Programming	0	0	0	0	0
56266	Consultants - Other	0	0	0	0	0
56267	Consultants - Engineering	0	0	0	0	0
56268	Safety Consultants	0	0	0	0	0
56430	Air Quality Compliance Costs	0	0	0	0	0
56434	Tests - Outside Lab Services	0	0	0	0	0
56463	Tests - EMWD Laboratory	0	0	0	0	0
56560	Postage	0	0	0	0	0
56565	Insurance	0	0	0	0	0
56768	Outside Permit Fees	0	0	0	0	0
56770	SCAQMD Fees	0	0	0	0	0
56775	Taxes & Assessments	0	0	0	0	0
56900	Election Expense	0	0	0	0	0
57000	Agency Contributions	0	0	0	0	0
57130	Outside Equipment Rental	0	0	0	0	0
57131	Space Rent	0	0	0	0	0
57133	Maintenance Contracts	0	0	0	0	0
57134	Software Maintenance Contracts	0	0	0	0	0
57235	Equipment Rental - EMWD Vehicle Pool	13,519	233	13,830	12,500	12,500
57237	Work Clothes Rental - OMC only	206	404	0	852	0
58121	Conference Fees	0	0	0	0	0
58122	Technical Training - In House	0	0	0	0	0
58123	Technical Training - Outside	0	0	900	0	300
58124	Safety Training	0	0	0	0	0
58161	Employee Travel-Expense	1,531	729	1,550	1,539	1,550
58163	Dues & Memberships	10,075	0	10,000	5,000	10,000
58164	Subscriptions	0	0	0	0	0
58240	Legal Fees	0	0	0	0	0
58250	Legal Fees - Other	0	0	0	0	0
58930	Banking Service Fees	0	0	0	0	0
TOTAL DEPARTMENT EXPENSES		587,446	232,523	628,923	508,442	465,520
59080	DEPT CREDITS - LAB (749)	0	0	0	0	0
59082	DEPT CREDITS - WAREHOUSE (764)	0	0	0	0	0
59084	DEPT CREDITS - MAPS (735)	0	0	0	0	0
59085	DEPT CREDIT - MATERIAL FAB (763, 765)	0	0	0	0	0
59086	DEPT CREDIT	(6,326)	(2,687)	0	(5,669)	0
59170	Engineering Overhead Charged (731 & 732)	0	0	0	0	0
59190	Allocated to Service Areas (formula)	(581,120)	(229,836)	(628,923)	(502,773)	(465,520)
59200	Engineering (over) under charged (731 & 732)	0	0	0	0	0
NET AFTER ALLOCATION		0	0	0	0	0
TOTAL DEPT EXPENSES WITHOUT LABOR		22,356	(283)	28,614	17,310	44,250

DEPARTMENT EXPENSE SUMMARY
Budget Fiscal Year 2013/14

824-737
Water Resources Mgmt.
M. Nusser

Account	Description	2011/12 Actual	2012/13 Dec YTD	2012/13 Budget	2012/13 Projected	2013/14 Budget
53150	Direct Labor	785,105	274,668	885,185	579,444	797,017
53199	Labor - Students (HR Only) & Contract Retirees	0	0	0	0	172,617
53550	Labor - Standby	0	1,918	0	4,046	0
54120	Direct Materials	585	70	4,000	147	4,000
54121	Department Furniture & Non-Electronic Equip	0	0	0	0	200
54122	Electronic / Computer Eqipt and Software	745	223	615	471	400
54123	Meter Material	0	0	0	0	0
54124	Safety Supplies & Small Safety Tools	484	133	300	281	300
54125	New Computer Workstations	0	0	0	0	0
54126	Replacement Computer Workstations	0	1,730	2,600	3,651	0
54127	Network Materials	0	0	0	0	0
54140	Inventory Materials	2,833	546	2,000	1,151	2,000
54244	Oils & Lubricants	9	0	0	0	0
54245	Tires	0	0	0	0	0
54246	Diesel	0	0	0	0	0
54247	Natural Gas / Propane	0	0	0	0	0
54248	Gasoline	0	0	0	0	0
54343	Auto Parts	0	0	0	0	0
54344	Equipment Parts - Other	0	0	0	0	0
54446	Tools (All)	4,370	1,113	1,000	2,348	2,000
54568	Inventory-Sales Tax	0	0	0	0	0
54569	Inventory-Freight	0	0	0	0	0
55170	Electric Power	0	0	0	0	0
55271	Natural Gas	0	0	0	0	0
55373	Telephone	0	0	0	0	0
55472	Other Utilities	0	0	0	0	0
56160	Outside Services	1,431	103	2,050	216	2,050
56161	Temporary Services	22,195	0	20,000	0	0
56162	Repairs - Radio	0	0	0	0	0
56163	Security Services	0	0	0	0	0
56174	Repairs-Automotive	0	0	0	0	0
56177	Repairs-All Outside	0	0	0	0	0
56178	Major Maint & Repair - Planned	0	0	0	0	0
56179	Major Maint & Repair - Unplanned	0	0	0	0	0
56180	Janitorial Services	0	0	0	0	0
56181	Refuse and Waste Hauling	0	0	0	0	0
56227	Network Services	0	0	0	0	0
56265	Computer Consulting & Programming	0	0	0	0	0
56266	Consultants - Other	0	0	0	0	0
56267	Consultants - Engineering	0	0	0	0	0
56268	Safety Consultants	0	0	0	0	0
56430	Air Quality Compliance Costs	0	0	0	0	0
56434	Tests - Outside Lab Services	0	0	2,000	0	2,000
56463	Tests - EMWD Laboratory	8,040	24,120	29,000	50,884	29,000
56560	Postage	0	0	0	0	0
56565	Insurance	0	0	0	0	0
56768	Outside Permit Fees	0	0	0	0	0
56770	SCAQMD Fees	0	0	0	0	0
56775	Taxes & Assessments	0	0	0	0	0
56900	Election Expense	0	0	0	0	0
57000	Agency Contributions	0	0	0	0	0
57130	Outside Equipment Rental	0	0	0	0	0
57131	Space Rent	0	0	0	0	0
57133	Maintenance Contracts	0	0	0	0	0
57134	Software Maintenance Contracts	2,318	0	3,600	0	3,000
57235	Equipment Rental - EMWD Vehicle Pool	27,920	15,639	27,270	24,552	18,468
57237	Work Clothes Rental - OMC only	0	0	0	0	0
58121	Conference Fees	0	0	700	0	700
58122	Technical Training - In House	0	0	0	0	0
58123	Technical Training - Outside	0	0	4,745	0	4,000
58124	Safety Training	0	0	0	0	0
58161	Employee Travel-Expense	0	0	2,970	0	2,500
58163	Dues & Memberships	0	0	0	0	0
58164	Subscriptions	0	0	0	0	0
58240	Legal Fees	0	0	0	0	0
58250	Legal Fees - Other	0	0	0	0	0
58930	Banking Service Fees	0	0	0	0	0
TOTAL DEPARTMENT EXPENSES		856,036	320,263	988,035	667,191	1,040,252
59080	DEPT CREDITS - LAB (749)	0	0	0	0	0
59082	DEPT CREDITS - WAREHOUSE (764)	0	0	0	0	0
59084	DEPT CREDITS - MAPS (735)	0	0	0	0	0
59085	DEPT CREDIT - MATERIAL FAB (763, 765)	0	0	0	0	0
59086	DEPT CREDIT	0	0	0	0	0
59170	Engineering Overhead Charged (731 & 732)	0	0	0	0	0
59190	Allocated to Service Areas (formula)	0	0	0	0	0
59200	Engineering (over) under charged (731 & 732)	0	0	0	0	0
NET AFTER ALLOCATION		856,036	320,263	988,035	667,191	1,040,252
TOTAL DEPT EXPENSES WITHOUT LABOR		70,931	43,677	102,850	83,701	70,618

ENGINEERING DEPARTMENT

Fiscal Year 2013-2014

Mission Statement

The mission of the Engineering Department is to manage, guide, and support the planning and design of cost-effective, high-quality infrastructure facilities to meet the District's current and future water, wastewater, and recycled water demands and requirements.

Roles and Responsibilities

The department is responsible for implementing and managing the District's Capital Improvement Program (CIP). Services include planning/preliminary design, final design, construction phase engineering services, and support services to other departments.

Accomplishments in FY 2012/13

- ◆ Managed the CIP program with a FY 2012/13 Budget of \$134.9 million consisting of 70 active projects.
- ◆ Completed the preliminary design for Wine Country Infrastructure Project and advanced the final design effort.
- ◆ Completed the preliminary design for Old Town Temecula Sewer Project and advanced the final design effort.
- ◆ Completed the design bid documents for the Perris Water Filtration Plant Reject Recovery Facility and advanced project to construction.
- ◆ Completed the design bid documents for the Letterman Booster Station and advanced project to construction.
- ◆ Completed the design bid documents for the Warm Springs Force Main and advertised project for construction
- ◆ Completed the design bid documents for the Daily II Water Storage Tank
- ◆ Completed the preliminary design for North Trumble Pond Expansion Project and advanced the final design effort.
- ◆ Completed the Design/Build solicitation package for the District's Solar Photovoltaic Facility and advertised project for bid.
- ◆ Advanced the District's Energy Management Plan
- ◆ Advanced the Indirect Reuse Program- Phase 1 Planning Study
- ◆ Completed the District-Wide Local Resource Program (LRP) Agreement with Metropolitan Water District of Southern California
- ◆ Completed design of the PVRWRF Biodiesel Feedstock Facility
- ◆ Provided engineering support for construction completion of the Sun City Force main, Perris I/Menifee Desalters Iron Manganese Removal Facilities, Longfellow Recycled Water Tank, Leon Road Booster Station, and numerous other CIP projects in construction phase.
- ◆ Provided as-needed engineering support services to the Operations Departments.

Budget Constraints and Key Variances

For FY 2013/14, there is a significant variance in the department expense line item for labor due to the 2012 reorganization which transferred labor costs from the Engineering Department to the Planning Department.

ENGINEERING DEPARTMENT

Fiscal Year 2013-2014

Goals and Objectives for FY 2013/14

- ◆ Successfully manage and guide implementation of the FY 2013/14 CIP Program
- ◆ Complete final design bid documents for the Wine Country Infrastructure Project.
- ◆ Complete final design bid documents for the Old Town Temecula Sewer Project.
- ◆ Complete the Indirect Potable Reuse Phase 1 Study.
- ◆ Complete the District's Energy Management Plan.
- ◆ Support construction of the Solar Power Generation Facility.
- ◆ Advance preliminary design for various water booster stations including replacement of the Perris/Ironwood and the Perris/Redlands pumping facilities.
- ◆ Advertise construction bid documents for brackish groundwater Well 93.
- ◆ Support construction of the Daily II Water Storage Tank
- ◆ Complete design of the TVRWRF 23-MGD Expansion
- ◆ Provide as-needed support services to Operations Departments

Department Summary

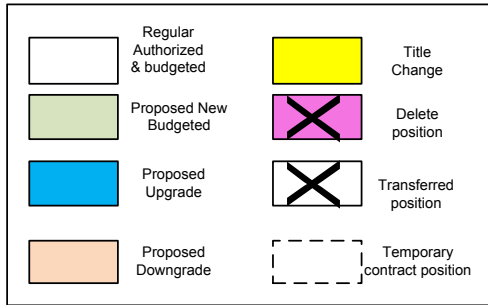
Engineering	2012/13		2013/14		Budget to Budget Variance	
	Budget		Budget		\$	%
Wages	\$ 1,880,218		\$ 1,929,284		\$ 49,066	2.6%
Benefits	879,574		904,065		24,491	2.8%
Total Wages & Benefits	\$ 2,759,792		\$ 2,833,349		\$ 73,557	2.7%
Materials & Supplies	9,797		10,309		512	5.2%
Utilities	-		-		-	
Outside Services	11,000		48,920		37,920	344.7%
Rents & Leases	1,714		1,000		(714)	-41.7%
Administrative Expenses	17,555		17,100		(455)	-2.6%
Reimbursed Expenses	-		-		-	
Total Non-Labor Expenses	40,066		77,329		37,263	93.0%
Total Department Expense	\$ 2,799,858		\$ 2,910,678		\$ 110,820	4.0%
Allocation of Wages & Benefits To:						
Capital Projects	\$ 1,379,896		\$ 1,416,675		\$ 36,779	2.7%
Plants & Service Areas	88,313		90,667		2,354	2.7%
Department General & Administrative	1,291,583		1,326,007		34,425	2.7%
Total Wages & Benefits	\$ 2,759,792		\$ 2,833,349		\$ 73,557	2.7%
Number of Authorized Positions	17		17		-	0.0%

Position Changes

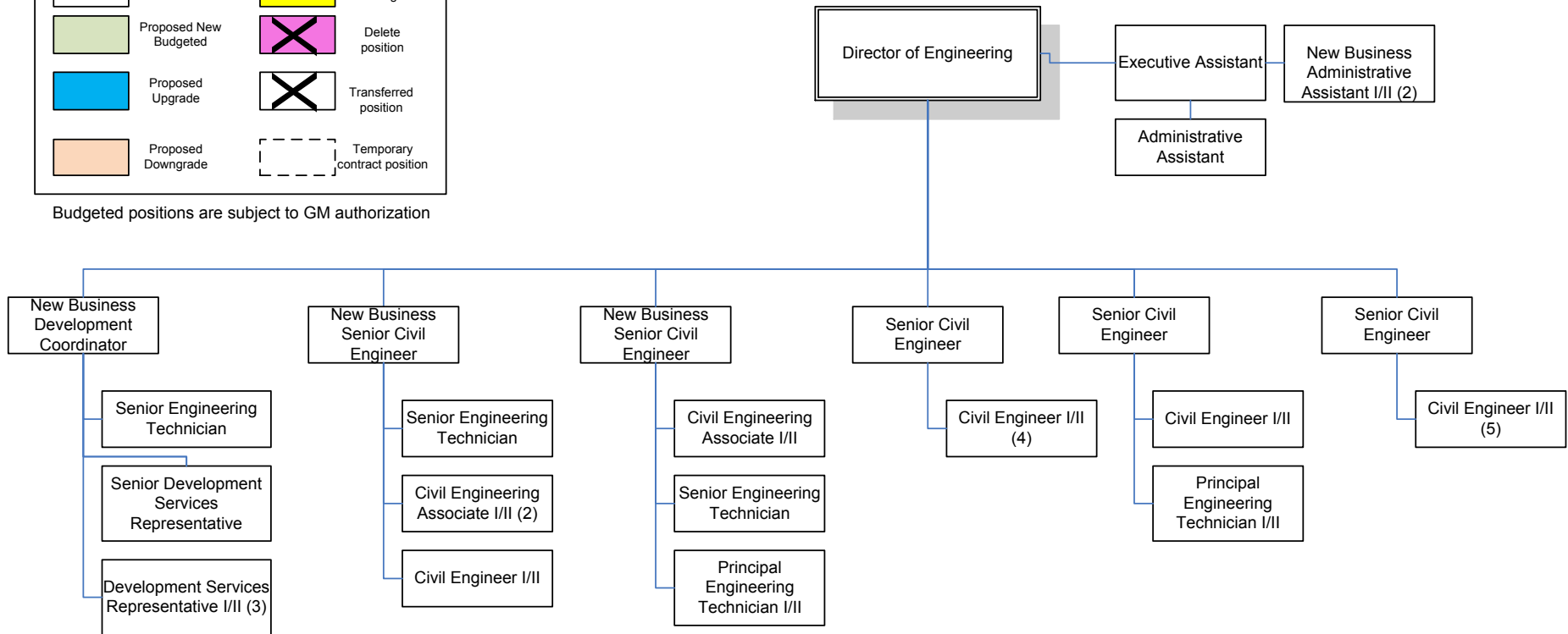
For FY 2013/14, there are no changes in the number of authorized positions.

Engineering & New Business

(34)



Budgeted positions are subject to GM authorization



Modified 5/17/13

DEPARTMENT EXPENSE SUMMARY
Budget Fiscal Year 2013/14

831-731
Engineering
J.Mouawad

Account	Description	2011/12 Actual	2012/13 Dec YTD	2012/13 Budget	2012/13 Projected	2013/14 Budget
53150	Direct Labor	3,082,529	971,651	3,045,465	2,049,812	2,560,521
53199	Labor - Students (HR Only) & Contract Retirees	0	0	0	0	0
53550	Labor - Standby	0	0	0	0	0
54120	Direct Materials	913	683	1,300	1,442	1,300
54121	Department Furniture & Non-Electronic Equip	1,285	3,328	1,512	7,021	3,024
54122	Electronic / Computer Equipt and Software	2,658	391	2,535	825	2,535
54123	Meter Material	0	0	0	0	0
54124	Safety Supplies & Small Safety Tools	21	198	200	417	400
54125	New Computer Workstations	0	0	2,200	0	2,200
54126	Replacement Computer Workstations	274	486	2,050	1,025	850
54127	Network Materials	0	0	0	0	0
54140	Inventory Materials	133	57	0	120	0
54244	Oils & Lubricants	0	0	0	0	0
54245	Tires	0	0	0	0	0
54246	Diesel	0	0	0	0	0
54247	Natural Gas / Propane	0	0	0	0	0
54248	Gasoline	0	0	0	0	0
54343	Auto Parts	0	0	0	0	0
54344	Equipment Parts - Other	0	0	0	0	0
54446	Tools (All)	0	0	0	0	0
54568	Inventory-Sales Tax	0	0	0	0	0
54569	Inventory-Freight	0	0	0	0	0
55170	Electric Power	0	0	0	0	0
55271	Natural Gas	0	0	0	0	0
55373	Telephone	0	0	0	0	0
55472	Other Utilities	0	0	0	0	0
56160	Outside Services	911	3,104	1,000	6,549	2,000
56161	Temporary Services	10,108	8,399	0	17,719	36,920
56162	Repairs - Radio	0	0	0	0	0
56163	Security Services	0	0	0	0	0
56174	Repairs-Automotive	0	0	0	0	0
56177	Repairs-All Outside	0	0	0	0	0
56178	Major Maint & Repair - Planned	0	0	0	0	0
56179	Major Maint & Repair - Unplanned	0	0	0	0	0
56180	Janitorial Services	0	0	0	0	0
56181	Refuse and Waste Hauling	0	0	0	0	0
56227	Network Services	0	0	0	0	0
56265	Computer Consulting & Programming	0	0	0	0	0
56266	Consultants - Other	0	0	0	0	0
56267	Consultants - Engineering	13,012	0	10,000	0	10,000
56268	Safety Consultants	234	0	0	0	0
56430	Air Quality Compliance Costs	0	0	0	0	0
56434	Tests - Outside Lab Services	0	0	0	0	0
56463	Tests - EMWD Laboratory	0	0	0	0	0
56560	Postage	0	0	0	0	0
56565	Insurance	0	0	0	0	0
56768	Outside Permit Fees	0	0	0	0	0
56770	SCAQMD Fees	0	0	0	0	0
56775	Taxes & Assessments	0	0	0	0	0
56900	Election Expense	0	0	0	0	0
57000	Agency Contributions	0	0	0	0	0
57130	Outside Equipment Rental	2	0	0	0	0
57131	Space Rent	0	0	0	0	0
57133	Maintenance Contracts	0	0	0	0	0
57134	Software Maintenance Contracts	0	0	0	0	0
57235	Equipment Rental - EMWD Vehicle Pool	2,059	492	1,714	1,038	1,000
57237	Work Clothes Rental - OMC only	0	0	0	0	0
58121	Conference Fees	4,254	1,682	6,275	3,548	6,900
58122	Technical Training - In House	0	0	0	0	0
58123	Technical Training - Outside	2,545	0	2,700	0	2,800
58124	Safety Training	0	0	0	0	0
58161	Employee Travel-Expense	7,042	3,282	6,900	6,924	5,800
58163	Dues & Memberships	1,216	280	980	591	900
58164	Subscriptions	545	270	700	570	700
58240	Legal Fees	0	0	0	0	0
58250	Legal Fees - Other	0	0	0	0	0
58930	Banking Service Fees	0	0	0	0	0
TOTAL DEPARTMENT EXPENSES		3,129,741	994,304	3,085,531	2,097,601	2,637,850
59080	DEPT CREDITS - LAB (749)	0	0	0	0	0
59082	DEPT CREDITS - WAREHOUSE (764)	0	0	0	0	0
59084	DEPT CREDITS - MAPS (735)	0	0	0	0	0
59085	DEPT CREDIT - MATERIAL FAB (763, 765)	0	0	0	0	0
59086	DEPT CREDIT	0	0	0	0	0
59170	Engineering Overhead Charged (731 & 732)	(3,129,741)	(994,304)	(3,085,531)	(2,097,601)	(2,637,850)
59190	Allocated to Service Areas (formula)	0	0	0	0	0
59200	Engineering (over) under charged (731 & 732)	(76,636)	71,501	0	0	0
NET AFTER ALLOCATION		(76,636)	71,501	0	0	0
TOTAL DEPT EXPENSES WITHOUT LABOR		(29,424)	94,154	40,066	47,789	77,329

NEW BUSINESS DEPARTMENT

Fiscal Year 2013-2014

Mission Statement

The mission of the New Business Department is to provide high-quality, cost-effective, and prompt services to customers, developers, and contractors in support of water, sewer, and recycled water utilization and expansion.

Roles and Responsibilities

The department is responsible for managing, coordinating, and processing conditional plans of service, plan checking, service agreements, utilities conflicts resolution, and financial participation agreements. The department is also responsible for due diligence efforts with developers to facilitate expansion of water, sewer, and recycled water facilities consistent with the District's master plans and operational requirements.

Accomplishments in FY 2012/13

- ◆ Conducted 41 Due Diligence meetings, for an estimated 8,800 Equivalent Dwelling Units (EDU)
- ◆ Issued 16 Plans of Service to developers, for an estimated 2,100 EDU's
- ◆ Coordinated with Fire Agencies to implement new state requirements for Residential Fire Sprinkler Systems
- ◆ Completed water, sewer, and recycled water plan checks and construction administration for Industrial, Commercial, and Residential developments.
- ◆ Implementation of City View Phase 1 "Re-Work"- replaced existing databases to streamline Fire Flow tests, Due Diligence, Plan of Service, Application For Service, and service agreements processes.
- ◆ Agreement with Western Municipal Water District to provide sewer service to Mead Valley Elementary School
- ◆ Agreement with Riverside County Board of Education for funding participation of Guava Street sewer replacement construction.
- ◆ Updated District Ordinance for Remote Service Policy and Frontage Fees.
- ◆ Coordinated and resolved utilities conflicts and facilities relocations with Cities and agencies within the District's service area.
- ◆ Conducted planning and coordination efforts with developments in various areas including World Logistics Center, Aquabella, Perris Valley Aquatic Center, Temecula Old Town, warehouse developments in Moreno Valley and Perris, Audie Murphy Ranch, Spencer's Crossing, and several Specific Plan updates.
- ◆ Completed design and construction of the following special projects: 24" Goetz Road Water and Recycled Water Pipelines; Roripaugh Ranch Interconnect; Cactus/Nason Water, Sewer, and Recycled Water Improvements; Guava Street Sewer Improvements, Phase 1; Lisa J. Mails and Dorothy McElHinney Offsite Facilities.
- ◆ Completed plan checks and construction administration for the following developer lift stations: Pourroy Lift Station, Mead Valley Lift Station, and Newport West Lift Station.

NEW BUSINESS DEPARTMENT

Fiscal Year 2013-2014

Budget Constraints and Key Variances

For FY 2013/14, there are no significant budget constraints or variances.

Goals and Objectives for FY 2013/14

- ◆ Advance City View Phase II – streamline plan checking, service agreements, construction, and closeout processes.
- ◆ Update the Recycled Water Landscape Irrigation Guidelines.
- ◆ Update the Water, Sewer, & Recycled Water Standards & Specifications.
- ◆ Revise Service Agreements for commercial and industrial properties to capture change in tenancy that impacts Facility Participation Charges
- ◆ Complete final design documents and construction of interagency conflicts including Newport Rd. & I-215 Interchange Improvements, Scott Rd. & I-215 Interchange Improvements, Ramona Expressway and MDP Line-H Improvements, Jackson Avenue Street Improvements, Nason Street Improvements, Harley Knox Street Improvement, Cactus Ave Street Widening, and Heacock Street Improvements.
- ◆ Complete final design bid documents for the Olive Avenue Sewer Improvements.
- ◆ Complete demolition plans for the El Chimisal and Westridge temporary lift stations. Proceed with the demolition of the Westridge Lift Station.

Department Summary

New Business Development	2012/13		2013/14		Budget to Budget Variance	
	Budget		Budget		\$	%
Wages	\$ 1,324,328	\$	1,464,301	\$	139,973	10.6%
Benefits	668,541		757,171		88,630	13.3%
Total Wages & Benefits	\$ 1,992,869	\$	2,221,472	\$	228,603	11.5%
Materials & Supplies	14,250		10,410		(3,840)	-26.9%
Utilities	-		-		-	
Outside Services	16,400		16,400		-	0.0%
Rents & Leases	2,000		1,000		(1,000)	-50.0%
Administrative Expenses	11,550		9,850		(1,700)	-14.7%
Reimbursed Expenses	-		-		-	
Total Non-Labor Expenses	44,200		37,660		(6,540)	-14.8%
Total Department Expense	\$ 2,037,069	\$	2,259,132	\$	222,063	10.9%
Allocation of Wages & Benefits To:						
Capital Projects	\$ 199,287	\$	222,147	\$	22,860	11.5%
Plants & Service Areas	-		-		-	
Department General & Administrative	1,793,582		1,999,325		205,743	11.5%
Total Wages & Benefits	\$ 1,992,869	\$	2,221,472	\$	228,603	11.5%
Number of Authorized Positions	16		17		1	6.3%

Position Changes

For FY 2013/14, there is an increase of one position. The FY 2012/13 budget excluded a vacancy that was filled in FY 2012/13.

DEPARTMENT EXPENSE SUMMARY
Budget Fiscal Year 2013/14

833-751
New Business Development
J.Mouawad

Account	Description	2011/12 Actual	2012/13 Dec YTD	2012/13 Budget	2012/13 Projected	2013/14 Budget
53150	Direct Labor	2,322,083	894,305	1,896,914	1,886,640	1,999,325
53199	Labor - Students (HR Only) & Contract Retirees	0	0	0	0	0
53550	Labor - Standby	0	0	0	0	0
54120	Direct Materials	986	149	1,500	314	1,500
54121	Department Furniture & Non-Electronic Equip	625	0	2,140	0	2,140
54122	Electronic / Computer Equipt and Software	3,403	641	7,030	1,352	5,430
54123	Meter Material	0	0	0	0	0
54124	Safety Supplies & Small Safety Tools	31	5	90	11	200
54125	New Computer Workstations	0	0	0	0	0
54126	Replacement Computer Workstations	3,034	0	3,340	0	940
54127	Network Materials	0	0	0	0	0
54140	Inventory Materials	52	60	150	127	200
54244	Oils & Lubricants	0	0	0	0	0
54245	Tires	0	0	0	0	0
54246	Diesel	0	0	0	0	0
54247	Natural Gas / Propane	0	0	0	0	0
54248	Gasoline	0	0	0	0	0
54343	Auto Parts	0	0	0	0	0
54344	Equipment Parts - Other	0	0	0	0	0
54446	Tools (All)	0	0	0	0	0
54568	Inventory-Sales Tax	0	0	0	0	0
54569	Inventory-Freight	0	0	0	0	0
55170	Electric Power	0	0	0	0	0
55271	Natural Gas	0	0	0	0	0
55373	Telephone	0	0	0	0	0
55472	Other Utilities	0	0	0	0	0
56160	Outside Services	155	103	400	216	400
56161	Temporary Services	0	0	0	0	0
56162	Repairs - Radio	0	0	0	0	0
56163	Security Services	0	0	0	0	0
56174	Repairs-Automotive	0	0	0	0	0
56177	Repairs-All Outside	0	0	0	0	0
56178	Major Maint & Repair - Planned	0	0	0	0	0
56179	Major Maint & Repair - Unplanned	0	0	0	0	0
56180	Janitorial Services	0	0	0	0	0
56181	Refuse and Waste Hauling	0	0	0	0	0
56227	Network Services	0	0	0	0	0
56265	Computer Consulting & Programming	0	0	0	0	0
56266	Consultants - Other	1,650	0	0	0	0
56267	Consultants - Engineering	14,240	6,377	16,000	13,453	16,000
56268	Safety Consultants	0	0	0	0	0
56430	Air Quality Compliance Costs	0	0	0	0	0
56434	Tests - Outside Lab Services	0	0	0	0	0
56463	Tests - EMWD Laboratory	0	0	0	0	0
56560	Postage	0	0	0	0	0
56565	Insurance	0	0	0	0	0
56768	Outside Permit Fees	0	0	0	0	0
56770	SCAQMD Fees	0	0	0	0	0
56775	Taxes & Assessments	0	0	0	0	0
56900	Election Expense	0	0	0	0	0
57000	Agency Contributions	0	0	0	0	0
57130	Outside Equipment Rental	0	0	0	0	0
57131	Space Rent	0	0	0	0	0
57133	Maintenance Contracts	0	0	0	0	0
57134	Software Maintenance Contracts	0	0	0	0	0
57235	Equipment Rental - EMWD Vehicle Pool	1,095	169	2,000	356	1,000
57237	Work Clothes Rental - OMC only	0	0	0	0	0
58121	Conference Fees	0	0	1,000	0	1,000
58122	Technical Training - In House	0	0	1,000	0	1,000
58123	Technical Training - Outside	3,130	0	1,500	0	5,500
58124	Safety Training	0	0	1,000	0	0
58161	Employee Travel-Expense	773	135	1,500	284	1,500
58163	Dues & Memberships	0	0	0	0	300
58164	Subscriptions	950	0	5,550	0	550
58240	Legal Fees	0	0	0	0	0
58250	Legal Fees - Other	0	0	0	0	0
58930	Banking Service Fees	0	0	0	0	0
TOTAL DEPARTMENT EXPENSES		2,352,206	901,943	1,941,114	1,902,753	2,036,985
59080	DEPT CREDITS - LAB (749)	0	0	0	0	0
59082	DEPT CREDITS - WAREHOUSE (764)	0	0	0	0	0
59084	DEPT CREDITS - MAPS (735)	0	0	0	0	0
59085	DEPT CREDIT - MATERIAL FAB (763, 765)	0	0	0	0	0
59086	DEPT CREDIT	0	0	0	0	0
59170	Engineering Overhead Charged (731 & 732)	0	0	0	0	0
59190	Allocated to Service Areas (formula)	(2,352,206)	(901,943)	(1,941,114)	(1,902,753)	(2,036,985)
59200	Engineering (over) under charged (731 & 732)	0	0	0	0	0
NET AFTER ALLOCATION		0	0	0	0	0
TOTAL DEPT EXPENSES WITHOUT LABOR		30,123	7,638	44,200	16,113	37,660

FIELD ENGINEERING

Fiscal Year 2013-2014

Mission Statement

The mission of the Field Engineering Department is to provide the highest quality Construction Management and Technical & Safety Inspection services in a cost effective manner to meet or exceed District standards for new construction.

Roles and Responsibilities

The department is responsible for managing and inspecting developer driven and capital construction projects. This includes enforcing safety regulations, receipt and review of bids, submittals, RFI's, change orders, insurance, certified payroll, and pay estimates to ensure all construction contract provisions are in compliance with District standards and California Public Contract Laws and Codes.

Accomplishments in FY 2012/13

- ◆ Successfully upgraded "Primavera Contracts Management" software version 14.0.1.0 in July 2012.
- ◆ Upgraded Change Order Estimate process to expedite review and promote "Paperless" process.
- ◆ Successfully changed the Insurance/Bond review hierarchy to eliminate unnecessary delay and streamline the process.
- ◆ Successfully integrated the "ARRA" construction process for project funding; implemented worker interviews, American made material requirements, and additional Certified Payroll review processes.

Budget Constraints and Key Variances

For FY 2013/14, there are no significant budget constraints or variances.

Goals and Objectives for FY 2013/14

- ◆ Enhance Change Order review processes by improvement of internal estimating procedures and additional forensic schedule analysis.
- ◆ Enhance existing performance matrix and creation of additional Change Order performance tracking measurements to reduce post design construction costs.
- ◆ Reduce/Minimize existing Developer Tract file size by providing information regarding partially complete projects to Finance and Engineering Services for both Capitalization of assets and documentation of actual in-ground facilities.

FIELD ENGINEERING

Fiscal Year 2013-2014

Department Summary

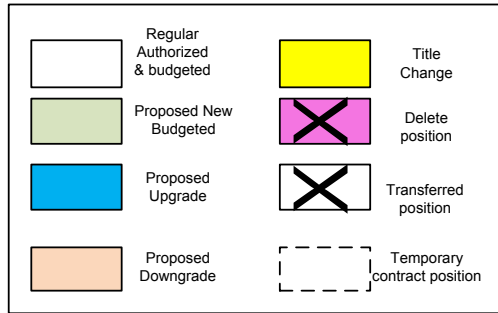
Field Engineering	2012/13		2013/14		Budget to Budget Variance	
	Budget		Budget		\$	%
Wages	\$ 3,095,551	\$	3,001,111	\$	(94,440)	-3.1%
Benefits	1,529,727		1,496,738		(32,989)	-2.2%
Total Wages & Benefits	\$ 4,625,278	\$	4,497,849	\$	(127,429)	-2.8%
Materials & Supplies	21,150		24,204		3,054	14.4%
Utilities	-		-		-	
Outside Services	5,650		5,500		(150)	-2.7%
Rents & Leases	360,100		352,812		(7,288)	-2.0%
Administrative Expenses	15,285		23,305		8,020	52.5%
Reimbursed Expenses	-		-		-	
Total Non-Labor Expenses	402,185		405,821		3,636	0.9%
Total Department Expense	\$ 5,027,463	\$	4,903,670	\$	(123,793)	-2.5%
Allocation of Wages & Benefits To:						
Capital Projects	\$ 3,330,200	\$	3,238,451	\$	(91,749)	-2.8%
Plants & Service Areas	462,528		449,785		(12,743)	-2.8%
Department General & Administrative	832,550		809,613		(22,937)	-2.8%
Total Wages & Benefits	\$ 4,625,278	\$	4,497,849	\$	(127,429)	-2.8%
Number of Authorized Positions	36		35		(1)	-2.8%

Position Changes

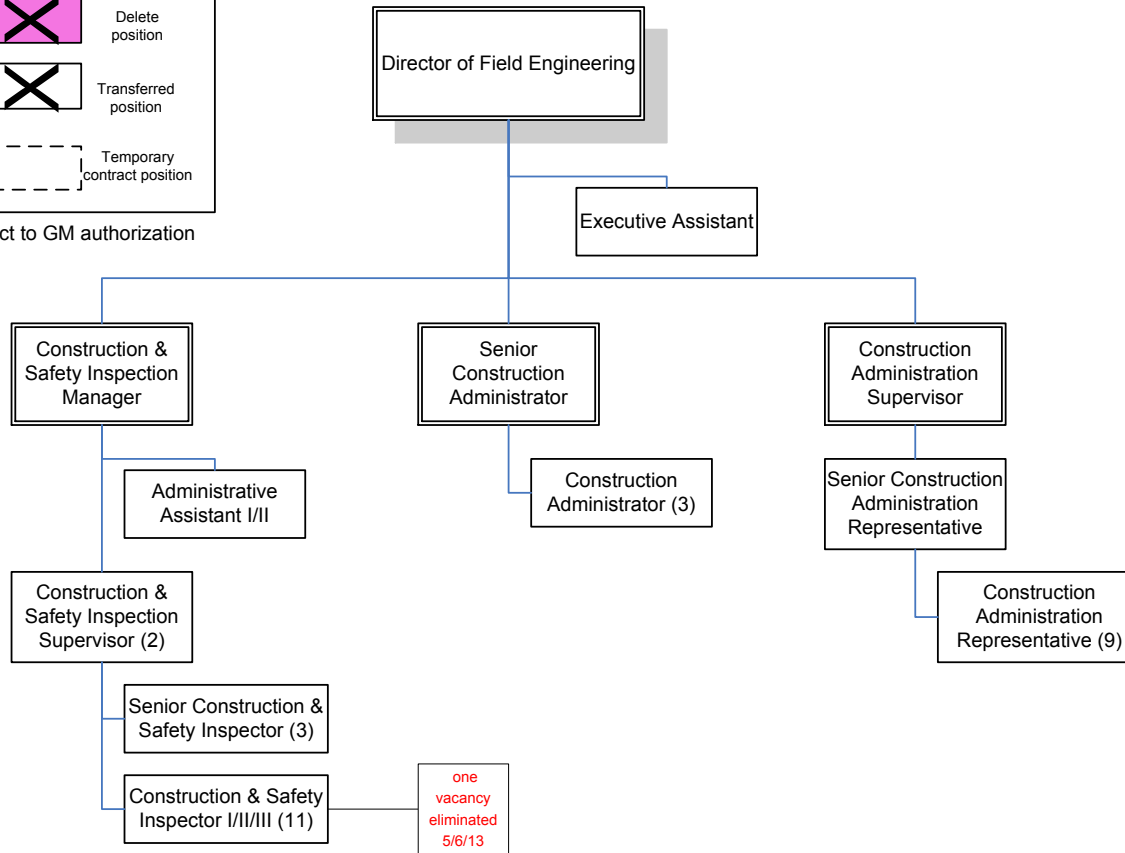
For FY 2013/14, there is a reduction of one position. A Construction and Safety Inspector position became vacant in FY 2012/13 and was subsequently eliminated.

Field Engineering

(35)



Budgeted positions are subject to GM authorization



Modified 5/17/13

DEPARTMENT EXPENSE SUMMARY
Budget Fiscal Year 2013/14

832-732
Field Engineering
C.Daniel

Account	Description	2011/12 Actual	2012/13 Dec YTD	2012/13 Budget	2012/13 Projected	2013/14 Budget
53150	Direct Labor	1,178,186	543,939	1,088,672	1,147,503	1,076,415
53199	Labor - Students (HR Only) & Contract Retirees	0	0	0	0	0
53550	Labor - Standby	0	0	0	0	0
54120	Direct Materials	5,049	2,035	5,300	4,294	5,300
54121	Department Furniture & Non-Electronic Equip	4,156	11,196	6,750	23,620	2,254
54122	Electronic / Computer Equip and Software	2,618	686	1,450	1,448	12,450
54123	Meter Material	0	0	0	0	0
54124	Safety Supplies & Small Safety Tools	1,285	453	2,700	957	2,200
54125	New Computer Workstations	0	0	0	0	0
54126	Replacement Computer Workstations	7,299	1,779	2,600	3,753	0
54127	Network Materials	0	0	0	0	0
54140	Inventory Materials	619	513	1,000	1,083	1,000
54244	Oils & Lubricants	0	0	0	0	0
54245	Tires	0	0	0	0	0
54246	Diesel	0	0	0	0	0
54247	Natural Gas / Propane	0	0	0	0	0
54248	Gasoline	0	0	0	0	0
54343	Auto Parts	0	0	0	0	0
54344	Equipment Parts - Other	0	0	0	0	0
54446	Tools (All)	574	91	1,350	192	1,000
54568	Inventory-Sales Tax	0	0	0	0	0
54569	Inventory-Freight	0	0	0	0	0
55170	Electric Power	0	0	0	0	0
55271	Natural Gas	0	0	0	0	0
55373	Telephone	0	0	0	0	0
55472	Other Utilities	0	0	0	0	0
56160	Outside Services	(4,044)	755	1,000	1,593	1,000
56161	Temporary Services	0	0	0	0	0
56162	Repairs - Radio	0	0	0	0	0
56163	Security Services	0	0	0	0	0
56174	Repairs-Automotive	0	0	0	0	0
56177	Repairs-All Outside	0	0	0	0	0
56178	Major Maint & Repair - Planned	0	0	0	0	0
56179	Major Maint & Repair - Unplanned	0	0	0	0	0
56180	Janitorial Services	0	0	0	0	0
56181	Refuse and Waste Hauling	0	0	0	0	0
56227	Network Services	0	0	0	0	0
56265	Computer Consulting & Programming	0	0	0	0	0
56266	Consultants - Other	0	0	3,000	0	3,000
56267	Consultants - Engineering	173	0	0	0	0
56268	Safety Consultants	416	0	1,650	0	1,500
56430	Air Quality Compliance Costs	0	0	0	0	0
56434	Tests - Outside Lab Services	0	0	0	0	0
56463	Tests - EMWD Laboratory	0	0	0	0	0
56560	Postage	0	0	0	0	0
56565	Insurance	0	0	0	0	0
56768	Outside Permit Fees	0	0	0	0	0
56770	SCAQMD Fees	0	0	0	0	0
56775	Taxes & Assessments	0	0	0	0	0
56900	Election Expense	0	0	0	0	0
57000	Agency Contributions	0	0	0	0	0
57130	Outside Equipment Rental	0	0	0	0	0
57131	Space Rent	0	0	0	0	0
57133	Maintenance Contracts	0	0	0	0	0
57134	Software Maintenance Contracts	0	0	0	0	0
57235	Equipment Rental - EMWD Vehicle Pool	354,268	167,240	360,100	352,812	352,812
57237	Work Clothes Rental - OMC only	0	0	0	0	0
58121	Conference Fees	0	0	0	0	5,900
58122	Technical Training - In House	219	0	3,000	0	3,000
58123	Technical Training - Outside	1,980	0	5,250	0	10,100
58124	Safety Training	25	0	0	0	0
58161	Employee Travel-Expense	1,236	475	3,425	1,001	850
58163	Dues & Memberships	2,571	310	2,830	654	2,800
58164	Subscriptions	416	0	780	0	655
58240	Legal Fees	0	0	0	0	0
58250	Legal Fees - Other	0	0	0	0	0
58930	Banking Service Fees	0	0	0	0	0
TOTAL DEPARTMENT EXPENSES		1,557,043	729,473	1,490,857	1,538,910	1,482,236
59080	DEPT CREDITS - LAB (749)	0	0	0	0	0
59082	DEPT CREDITS - WAREHOUSE (764)	0	0	0	0	0
59084	DEPT CREDITS - MAPS (735)	0	0	0	0	0
59085	DEPT CREDIT - MATERIAL FAB (763, 765)	0	0	0	0	0
59086	DEPT CREDIT	0	0	0	0	0
59170	Engineering Overhead Charged (731 & 732)	(1,557,043)	(722,699)	(1,490,857)	(1,538,910)	(1,482,236)
59190	Allocated to Service Areas (formula)	0	0	0	0	0
59200	Engineering (over) under charged (731 & 732)	(94,471)	148,942	0	0	0
NET AFTER ALLOCATION		(94,471)	155,717	0	0	0
TOTAL DEPT EXPENSES WITHOUT LABOR		284,386	334,477	402,185	391,407	405,821

ENGINEERING SERVICES DEPARTMENT

Fiscal Year 2013-2014

Mission Statement

The mission of the Engineering Services Department is to provide tools and services for efficient design, construction and operation of District facilities as well as information and services to our key external and internal customer groups.

Roles and Responsibilities

The department serves in a supporting role to the Planning, Engineering, and Construction Branch and is responsible for Project Management of Facility Projects, Post-award administration of externally-funded projects, Continuous Improvement Coordination, Facility Mapping, Right of Way acquisition, and Facility Locations.

Accomplishments in FY 2012/13

- ◆ Successfully secured 440 Right of Way entries from the residents of the Enchanted Heights Community for conversion of Septic to sanitary sewer.
- ◆ Paper Reduction – Scanned and indexed hard copy documents into the document management system and eliminated 16 file cabinet drawers.
- ◆ Processed 24 Claims for External Fund reimbursement totaling \$62 Million.

Budget Constraints and Key Variances

There are significant variances in the FY 2013/14 budget due to the 2012 reorganization in which expenses were transferred from the Branch Administration Department to the Engineering Services Department. The proposed budget also includes the following additional expenses:

- ◆ Staffing – Project Control Technician to support project budget control for Oracle Projects and Grants
- ◆ Outside Services – Consultant for Right of Way expertise to support legal description writing, annexation reviews, etc.

Goals and Objectives for FY 2013/14

- ◆ Replace the GIS SmallWorld Mapping Tools with ESRI Mapping Tools
- ◆ Upgrade Project Control Software to Oracle Primavera version P8
- ◆ Deploy Project Cost Control features of Oracle Projects and Grants
- ◆ Increase efficiencies by eliminating, streamlining, and refining various paper-driven processes in our Department.

ENGINEERING SERVICES DEPARTMENT

Fiscal Year 2013-2014

Department Summary

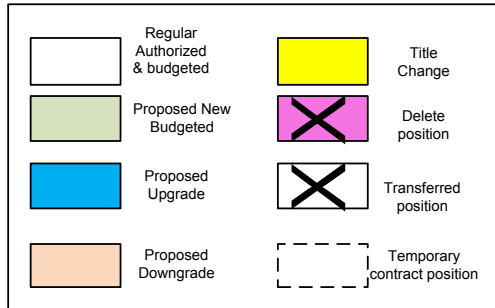
Engineering Services	2012/13		2013/14		Budget to Budget Variance	
	Budget		Budget		\$	%
Wages	\$ 1,949,445		\$ 2,075,821		\$ 126,376	6.5%
Benefits	973,935		1,030,301		56,366	5.8%
Total Wages & Benefits	\$ 2,923,380		\$ 3,106,122		\$ 182,742	6.3%
Materials & Supplies	41,690		76,640		34,950	83.8%
Utilities	5,000		4,350		(650)	-13.00%
Outside Services	134,500		448,300		313,800	233.3%
Rents & Leases	168,000		171,791		3,791	2.3%
Administrative Expenses	8,825		44,030		35,205	398.9%
Reimbursed Expenses	(45,000)		(33,000)		12,000	26.7%
Total Non-Labor Expenses	313,015		712,111		399,096	127.5%
Total Department Expense	\$ 3,236,395		\$ 3,818,233		\$ 581,838	18.0%
Allocation of Wages & Benefits To:						
Capital Projects	\$ 270,733		\$ 247,372		\$ (23,361)	-8.6%
Plants & Service Areas	913,724		834,881		(78,843)	-8.6%
Department General & Administrative	1,738,923		2,023,869		284,946	16.4%
Total Wages & Benefits	\$ 2,923,380		\$ 3,106,122		\$ 182,742	6.3%
Number of Authorized Positions	25		26		1	4.0%

Position Changes

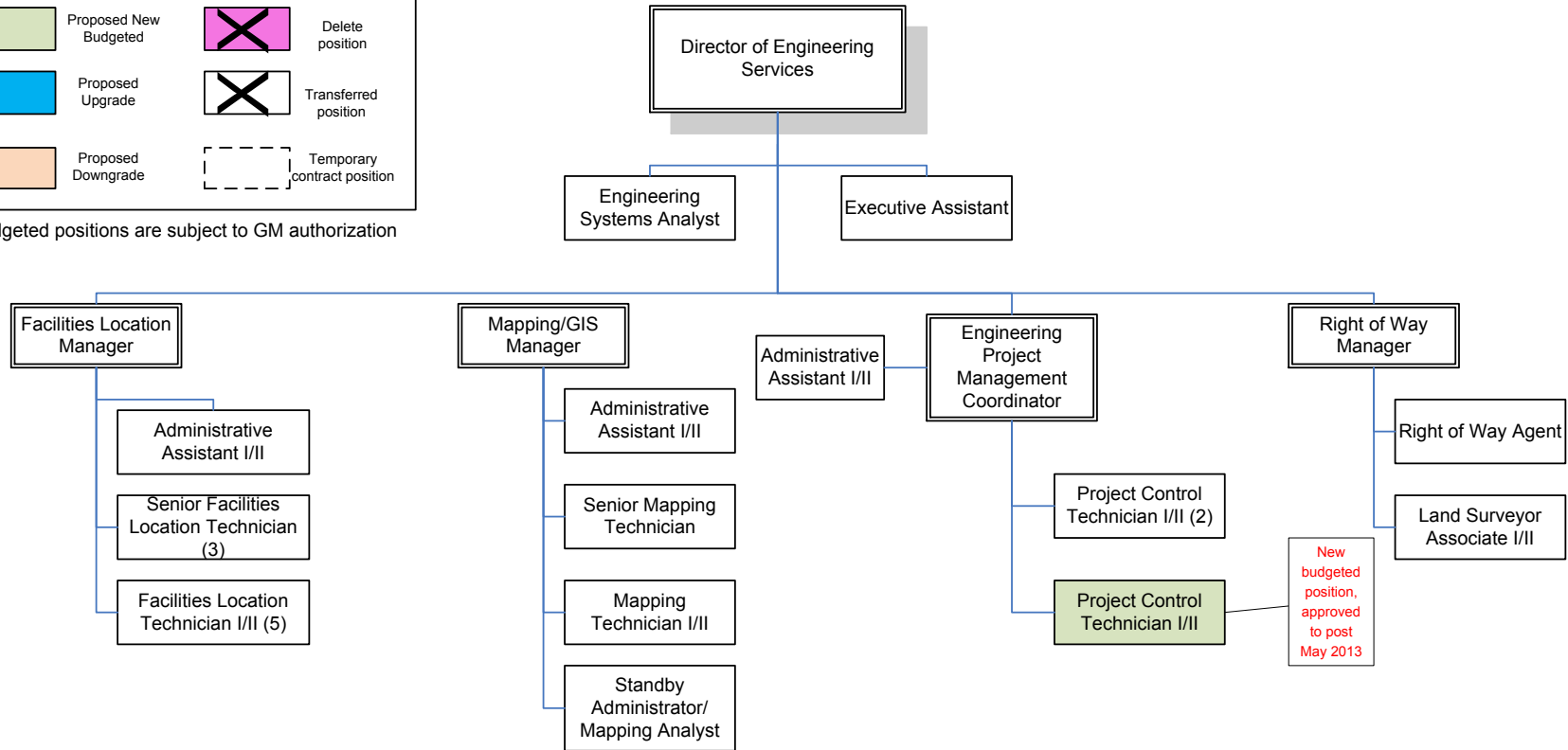
For FY 2013/14, there is one change in the number of authorized positions. An additional Project Control Technician position is required to support additional project cost control features of Oracle Project and Grant modules.

Engineering Services

(26)



Budgeted positions are subject to GM authorization



Modified 5/17/13

DEPARTMENT EXPENSE SUMMARY
Budget Fiscal Year 2013/14

835-735
Engineering Services
J.Ward

Account	Description	2011/12 Actual	2012/13 Dec YTD	2012/13 Budget	2012/13 Projected	2013/14 Budget
53150	Direct Labor	1,481,282	854,733	1,725,023	1,803,159	2,009,899
53199	Labor - Students (HR Only) & Contract Retirees	0	0	0	0	0
53550	Labor - Standby	13,360	6,351	13,900	13,398	13,970
54120	Direct Materials	18,788	11,560	21,000	24,386	29,500
54121	Department Furniture & Non-Electronic Equip	0	13,653	11,250	28,803	15,055
54122	Electronic / Computer Equip and Software	2,010	496	0	1,047	21,765
54123	Meter Material	0	0	0	0	0
54124	Safety Supplies & Small Safety Tools	906	665	1,200	1,403	1,400
54125	New Computer Workstations	0	0	0	0	0
54126	Replacement Computer Workstations	0	556	340	1,174	1,120
54127	Network Materials	0	0	0	0	0
54140	Inventory Materials	2,083	790	2,500	1,667	2,000
54244	Oils & Lubricants	0	0	0	0	0
54245	Tires	0	0	0	0	0
54246	Diesel	0	0	0	0	0
54247	Natural Gas / Propane	0	0	0	0	0
54248	Gasoline	0	0	0	0	0
54343	Auto Parts	0	0	0	0	0
54344	Equipment Parts - Other	0	0	0	0	0
54446	Tools (All)	11,082	61	5,400	128	5,800
54568	Inventory-Sales Tax	0	0	0	0	0
54569	Inventory-Freight	0	0	0	0	0
55170	Electric Power	0	0	0	0	0
55271	Natural Gas	0	0	0	0	0
55373	Telephone	3,537	1,832	5,000	3,864	4,350
55472	Other Utilities	0	0	0	0	0
56160	Outside Services	43,410	10,209	55,500	21,536	65,500
56161	Temporary Services	0	8,486	0	17,902	5,000
56162	Repairs - Radio	0	0	0	0	0
56163	Security Services	0	0	0	0	0
56174	Repairs-Automotive	0	0	0	0	0
56177	Repairs-All Outside	457	0	2,000	0	1,000
56178	Major Maint & Repair - Planned	0	0	0	0	0
56179	Major Maint & Repair - Unplanned	0	0	0	0	0
56180	Janitorial Services	0	0	0	0	0
56181	Refuse and Waste Hauling	0	0	0	0	0
56227	Network Services	0	0	0	0	0
56265	Computer Consulting & Programming	81,660	34,318	72,000	72,397	284,000
56266	Consultants - Other	0	0	0	0	0
56267	Consultants - Engineering	0	0	0	0	87,800
56268	Safety Consultants	0	0	0	0	0
56430	Air Quality Compliance Costs	0	0	0	0	0
56434	Tests - Outside Lab Services	0	0	0	0	0
56463	Tests - EMWD Laboratory	0	0	0	0	0
56560	Postage	0	0	0	0	0
56565	Insurance	0	0	0	0	0
56768	Outside Permit Fees	5,000	0	5,000	0	5,000
56770	SCAQMD Fees	0	0	0	0	0
56775	Taxes & Assessments	0	0	0	0	0
56900	Election Expense	0	0	0	0	0
57000	Agency Contributions	0	0	0	0	0
57130	Outside Equipment Rental	0	0	0	0	0
57131	Space Rent	0	0	0	0	0
57133	Maintenance Contracts	12,309	2,962	18,000	6,250	18,000
57134	Software Maintenance Contracts	0	0	0	0	2,600
57235	Equipment Rental - EMWD Vehicle Pool	145,646	71,667	150,000	151,191	151,191
57237	Work Clothes Rental - OMC only	0	0	0	0	0
58121	Conference Fees	189	285	3,150	601	0
58122	Technical Training - In House	0	0	0	0	0
58123	Technical Training - Outside	1,070	0	2,550	0	5,590
58124	Safety Training	0	0	0	0	0
58161	Employee Travel-Expense	1,120	235	2,000	497	3,000
58163	Dues & Memberships	1,164	1,314	1,125	2,772	1,440
58164	Subscriptions	0	0	0	0	34,000
58240	Legal Fees	0	0	0	0	0
58250	Legal Fees - Other	0	0	0	0	0
58930	Banking Service Fees	0	0	0	0	0
TOTAL DEPARTMENT EXPENSES		1,825,074	1,020,172	2,096,938	2,152,175	2,768,980
59080	DEPT CREDITS - LAB (749)	0	0	0	0	0
59082	DEPT CREDITS - WAREHOUSE (764)	0	0	0	0	0
59084	DEPT CREDITS - MAPS (735)	(56,625)	(16,954)	(45,000)	(35,766)	(33,000)
59085	DEPT CREDIT - MATERIAL FAB (763, 765)	0	0	0	0	0
59086	DEPT CREDIT	0	0	0	0	0
59170	Engineering Overhead Charged (731 & 732)	0	0	0	0	0
59190	Allocated to Service Areas (formula)	(1,768,449)	(1,003,218)	(2,051,938)	(2,116,409)	(2,735,980)
59200	Engineering (over) under charged (731 & 732)	0	0	0	0	0
NET AFTER ALLOCATION		0	0	0	0	0
TOTAL DEPT EXPENSES WITHOUT LABOR		273,807	142,135	313,015	299,852	712,111

ENVIRONMENTAL & REGULATORY SERVICES

Fiscal Year 2013-2014

Mission Statement

The mission of the Environmental & Regulatory Compliance Department (ERC) is to provide responsible and resourceful environmental services to the District. Together, we are dedicated to support the District's full compliance with all regulations to minimized environmental liability, foster ethical relationships with our customers and proactively research environmental strategies to promote District goals.

Roles and Responsibilities

The Environmental and Regulatory Services Division, which includes the ERC Department, manages the regulatory compliance activities associated with all the air quality, wastewater collection and treatment, recycled water use, storm water management biosolids management, and hazardous materials/waste regulations and mandates. The division is responsible for development, implementation, and communication of environmental strategies to meet regulatory compliance in these areas of responsibility. Recently, the department was transferred responsibility for managing construction storm water and CEQA/NEPA for the District.

Accomplishments in FY 2012/13

- ◆ Due to staff retirements, there was a transfer of duties for the construction storm water and the CEQA/NEPA programs to ERC in July 2012. Both programs are running smoothly.
- ◆ Salinity and nutrient management activities are a central focus for ERC. ERC has presented the District's salinity management program at the regional and local ACWA conferences and the Colorado River Basin Salinity Control Forum. In addition, ERC continues to work with the other departments on salinity management actions to comply with the NPDES permit and newly adopted basin plan amendment for the maximum benefits objectives set for the San Jacinto Upper Pressure Management Zone.
- ◆ ERC led the effort to study the impacts of boron on citrus orchards from recycled water. This study was in response to questions that arose from the County of Riverside's Water Task Force.
- ◆ Successful negotiation to remove the CEMS requirement at Pat Rd. Pumping Plant in October 2012.
- ◆ Along with other agencies, ERC lobbied diligently to extend the compliance date and reduce the emission limits that were in the proposed Rule 1110.2 for biogas in September 2012. The compliance date was successfully extended.
- ◆ Upgrade of EMIS software from 6.2 to 7.4.1 was completed in January 2013.
- ◆ Signed a research agreement in September 2012 with Tecogen and Gas Company for a study of an engine emission reduction technology.

ENVIRONMENTAL & REGULATORY SERVICES

Fiscal Year 2013-2014

Budget Constraints and Key Variances

For FY 2013/14, there are budget variances due to transfer of responsibilities to ERC from consolidation of departments and program transfers.

Significant variances in the proposed budget include the following expenses:

- ◆ Increase in membership fees due to transfer of the Southern California Salinity Coalition membership from Water Operations to ERC.

Goals and Objectives for FY 2013/14

- ◆ Continue to develop the Salinity and Nutrient Management Plans for the various groundwater basins within the District.
- ◆ Complete Temescal discharge mitigation plan and obtain approval by Santa Ana Regional WQCB.
- ◆ Optimize the functionality of the EMIS software program to benefit the department as well as the District.

Department Summary

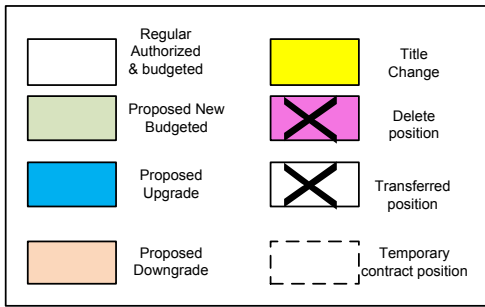
Environmental & Regulatory	2012/13		2013/14		Budget to Budget Variance	
	Budget		Budget		\$	%
Wages	\$ 952,816	\$	952,019	\$	(797)	-0.1%
Benefits	459,998		469,160		9,162	2.0%
Total Wages & Benefits	\$ 1,412,814	\$	1,421,179	\$	8,365	0.6%
Materials & Supplies	23,520		22,185		(1,335)	-5.7%
Utilities	-		-		-	
Outside Services	15,100		14,950		(150)	-1.0%
Rents & Leases	22,430		21,450		(980)	-4.4%
Administrative Expenses	53,207		55,250		2,043	3.8%
Reimbursed Expenses	-		-		-	
Total Non-Labor Expenses	114,257		113,835		(422)	-0.4%
Total Department Expense	\$ 1,527,071	\$	1,535,014	\$	7,943	0.5%
Allocation of Wages & Benefits To:						
Capital Projects	\$ -	\$	-	\$	-	
Plants & Service Areas	-		-		-	
Department General & Administrative	1,412,814		1,421,179		8,365	0.6%
Total Wages & Benefits	\$ 1,412,814	\$	1,421,179	\$	8,365	0.6%
Number of Authorized Positions	10		10		-	0.0%

Position Changes

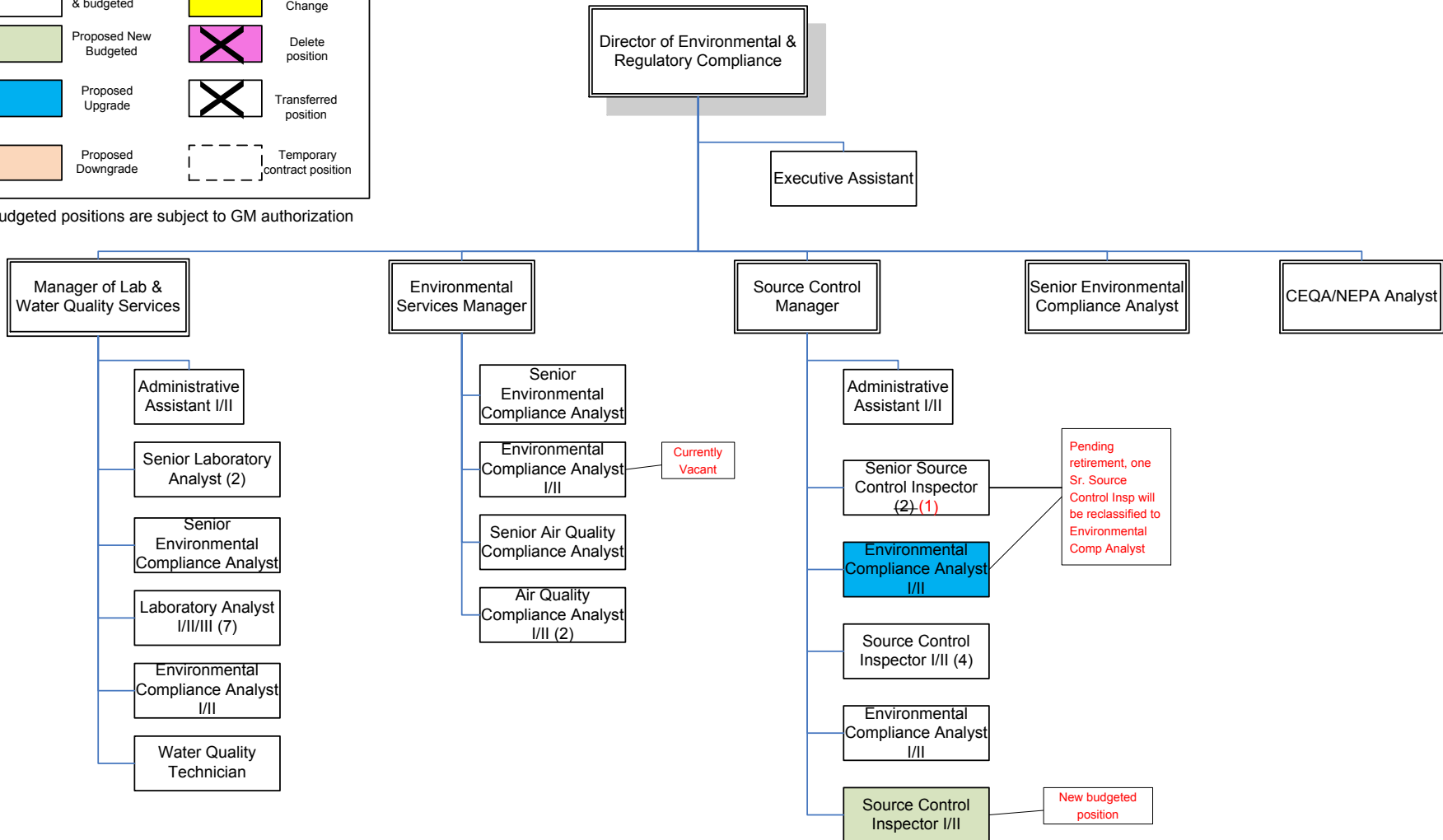
For FY 2013/14, there are no changes in the number of authorized positions.

Environmental & Regulatory Compliance

(34)



Budgeted positions are subject to GM authorization



Modified 5/17/13

DEPARTMENT EXPENSE SUMMARY
Budget Fiscal Year 2013/14

880-747
Environmental & Regulatory
J.Joy

Account	Description	2011/12 Actual	2012/13 Dec YTD	2012/13 Budget	2012/13 Projected	2013/14 Budget
53150	Direct Labor	1,294,856	671,645	1,288,428	1,416,913	1,421,179
53199	Labor - Students (HR Only) & Contract Retirees	0	0	0	0	0
53550	Labor - Standby	0	0	0	0	0
54120	Direct Materials	21,076	10,136	20,400	21,383	20,400
54121	Department Furniture & Non-Electronic Equip	0	0	520	0	1,135
54122	Electronic / Computer Equip and Software	892	211	0	445	500
54123	Meter Material	0	0	0	0	0
54124	Safety Supplies & Small Safety Tools	0	37	200	78	150
54125	New Computer Workstations	0	0	0	0	0
54126	Replacement Computer Workstations	2,500	2,520	2,400	5,316	0
54127	Network Materials	0	0	0	0	0
54140	Inventory Materials	0	0	0	0	0
54244	Oils & Lubricants	0	0	0	0	0
54245	Tires	0	0	0	0	0
54246	Diesel	0	0	0	0	0
54247	Natural Gas / Propane	0	0	0	0	0
54248	Gasoline	0	0	0	0	0
54343	Auto Parts	0	0	0	0	0
54344	Equipment Parts - Other	0	0	0	0	0
54446	Tools (All)	0	0	0	0	0
54568	Inventory-Sales Tax	0	0	0	0	0
54569	Inventory-Freight	0	0	0	0	0
55170	Electric Power	0	0	0	0	0
55271	Natural Gas	0	0	0	0	0
55373	Telephone	0	0	0	0	0
55472	Other Utilities	0	0	0	0	0
56160	Outside Services	3,732	1,796	1,500	1,800	2,000
56161	Temporary Services	0	0	0	0	0
56162	Repairs - Radio	0	0	0	0	0
56163	Security Services	0	0	0	0	0
56174	Repairs-Automotive	0	0	0	0	0
56177	Repairs-All Outside	0	0	0	0	0
56178	Major Maint & Repair - Planned	0	0	0	0	0
56179	Major Maint & Repair - Unplanned	0	0	0	0	0
56180	Janitorial Services	0	0	0	0	0
56181	Refuse and Waste Hauling	0	0	0	0	0
56227	Network Services	0	0	0	0	0
56265	Computer Consulting & Programming	0	0	0	0	0
56266	Consultants - Other	2,100	3,660	4,100	3,660	4,200
56267	Consultants - Engineering	0	0	0	0	0
56268	Safety Consultants	0	0	0	0	0
56430	Air Quality Compliance Costs	7,950	3,995	8,000	6,995	8,000
56434	Tests - Outside Lab Services	0	0	0	0	0
56463	Tests - EMWD Laboratory	0	0	0	0	0
56560	Postage	0	0	0	0	0
56565	Insurance	0	0	0	0	0
56768	Outside Permit Fees	0	0	0	0	0
56770	SCAQMD Fees	504	0	1,500	550	750
56775	Taxes & Assessments	0	0	0	0	0
56900	Election Expense	0	0	0	0	0
57000	Agency Contributions	1,000	0	1,000	0	0
57130	Outside Equipment Rental	0	0	0	0	0
57131	Space Rent	0	0	0	0	0
57133	Maintenance Contracts	0	0	0	0	0
57134	Software Maintenance Contracts	0	0	530	550	550
57235	Equipment Rental - EMWD Vehicle Pool	20,858	9,404	20,900	19,838	20,900
57237	Work Clothes Rental - OMC only	0	0	0	0	0
58121	Conference Fees	1,105	990	5,675	2,089	3,000
58122	Technical Training - In House	0	0	0	0	0
58123	Technical Training - Outside	50	0	4,500	0	4,500
58124	Safety Training	0	0	0	0	0
58161	Employee Travel-Expense	2,534	959	5,250	2,022	4,000
58163	Dues & Memberships	15,067	10,547	17,782	22,250	28,750
58164	Subscriptions	0	0	0	0	0
58240	Legal Fees	0	0	0	0	0
58250	Legal Fees - Other	11,813	2,768	20,000	5,838	15,000
58930	Banking Service Fees	0	0	0	0	0
TOTAL DEPARTMENT EXPENSES		1,386,037	718,666	1,402,685	1,509,727	1,535,014
59080	DEPT CREDITS - LAB (749)	0	0	0	0	0
59082	DEPT CREDITS - WAREHOUSE (764)	0	0	0	0	0
59084	DEPT CREDITS - MAPS (735)	0	0	0	0	0
59085	DEPT CREDIT - MATERIAL FAB (763, 765)	0	0	0	0	0
59086	DEPT CREDIT	0	0	0	0	0
59170	Engineering Overhead Charged (731 & 732)	0	0	0	0	0
59190	Allocated to Service Areas (formula)	(1,386,037)	(718,666)	(1,402,685)	(1,509,727)	(1,535,014)
59200	Engineering (over) under charged (731 & 732)	0	0	0	0	0
NET AFTER ALLOCATION		0	0	0	0	0
TOTAL DEPT EXPENSES WITHOUT LABOR		91,181	47,021	114,257	92,814	113,835

LABORATORY & WATER QUALITY DEPARTMENT

Fiscal Year 2013-2014

Mission Statement

The mission of the Laboratory & Water Quality Department is to serve the District by providing accurate and timely laboratory and water quality support that is based on professional, cost effective, and quality-assured practices to ensure the safety of our staff and customers.

Roles and Responsibilities

The department is responsible for analytical testing of District water, wastewater, and biosolids samples used to demonstrate compliance with State and EPA regulatory requirements. Water Quality staff oversees compliance with potable water monitoring and sampling along with adherence to permit requirements and all regulatory monitoring and reporting needs.

Accomplishments in FY 2012/13

- ◆ Successfully upgraded the Laboratory Information Management System to version 11.0 in 2013.
- ◆ Absorbed the loss for one Laboratory Analyst from PARS retirement by automating several regulatory tests.
- ◆ Replaced the labor intensive BOD test with TOC analysis by demonstrating method linearity and obtaining Regional Board approval for calculating BOD Equivalent values for regulatory reporting.
- ◆ Maintained California and Arizona lab accreditation by successfully completing site inspections by both State ELAP agencies.
- ◆ In 2012, the lab analyzed 17,500 samples and tested 92,600 constituents. This represents a 12.8% increase in testing over year 2011.
- ◆ In lieu of maintaining expensive instrument service contacts costing over \$75K, the lab budgeted \$43,500 for parts and repairs to be used as needed. The projected expenses for this FY is about \$20,000 for expenditures on instrument preventative maintenance and vendor service calls.
- ◆ State Sanitary Survey: 196 EMWD facilities have been inspected with 242 deficiencies identified. Twelve more system facilities have been identified to inspect, plus the three water treatment plants.

Budget Constraints and Key Variances

For FY 2013/14, countertop space within the existing laboratory is becoming a challenge. To improve workflow and prepare for future instrumentation needs, redesign of Analyst desk space will be reviewed and associated costs to reconfigure the lab will be included in this budget.

Goals and Objectives for FY 2013/14

- ◆ Obtain San Diego Regional Water Quality Board approval for reporting calculated BOD Equivalent values, thus further decreasing BOD testing requirements.
- ◆ Develop Total Nitrogen testing on the Segmented Flow Analyzer (SFA) instrument that will allow for reduced TKN testing for process control samples. TKN will be determined by using the calculation method. Compliance TKN values will continue to be analyzed using the existing method and instrumentation thus further improving workflow and reducing Analyst time.
- ◆ Implement and certify the newly acquired combustion Total Organic Carbon analyzer. Develop linearity equations for calculating BOD using this equipment.
- ◆ Replace the existing ICP-Mass Spectrometer instrument with a newer model. The current instrument is ten years old.
- ◆ Complete the following water quality projects: UCMR3 sampling, Tri-annual Lead and Copper Rule sampling, and Tri-annual Public Health Goal report.

LABORATORY & WATER QUALITY DEPARTMENT

Fiscal Year 2013-2014

Department Summary

Laboratory/Water Quality	2012/13		2013/14		Budget to Budget Variance	
	Budget		Budget		\$	%
Wages	\$ 1,080,878		\$ 1,122,039		\$ 41,161	3.8%
Benefits	493,128		526,263		33,135	6.7%
Total Wages & Benefits	\$ 1,574,006		\$ 1,648,302		\$ 74,296	4.7%
Materials & Supplies	257,036		260,420		3,384	1.3%
Utilities	720		720		-	0.00%
Outside Services	75,200		77,700		2,500	3.3%
Rents & Leases	43,291		35,291		(8,000)	-18.5%
Administrative Expenses	14,764		11,452		(3,312)	-22.4%
Reimbursed Expenses	(52,000)		(52,000)		-	0.0%
Total Non-Labor Expenses	339,011		333,583		(5,428)	-1.6%
Total Department Expense	\$ 1,913,017		\$ 1,981,885		\$ 68,868	3.6%
Allocation of Wages & Benefits To:						
Capital Projects	\$ -		\$ -		\$ -	
Plants & Service Areas	-		-		-	
Department General & Administrative	1,574,006		1,648,302		74,296	4.7%
Total Wages & Benefits	\$ 1,574,006		\$ 1,648,302		\$ 74,296	4.7%
Number of Authorized Positions	14		14		-	0.0%

Position Changes

For FY 2013/14, there are no changes in the number of authorized positions.

DEPARTMENT EXPENSE SUMMARY
Budget Fiscal Year 2013/14

860-749
Laboratory/Water Quality
K.Marshall

Account	Description	2011/12 Actual	2012/13 Dec YTD	2012/13 Budget	2012/13 Projected	2013/14 Budget
53150	Direct Labor	1,591,406	751,684	1,574,006	1,585,765	1,648,302
53199	Labor - Students (HR Only) & Contract Retirees	0	0	0	0	0
53550	Labor - Standby	0	0	0	0	0
54120	Direct Materials	194,032	88,719	182,000	182,000	182,000
54121	Department Furniture & Non-Electronic Equip	0	0	666	520	520
54122	Electronic / Computer Equip and Software	3,001	163	6,030	3,000	10,000
54123	Meter Material	0	0	0	0	0
54124	Safety Supplies & Small Safety Tools	404	81	500	250	500
54125	New Computer Workstations	0	492	0	3,000	2,200
54126	Replacement Computer Workstations	127	4,213	5,840	4,213	7,200
54127	Network Materials	0	0	0	0	0
54140	Inventory Materials	18,137	6,792	22,000	18,000	18,000
54244	Oils & Lubricants	0	0	0	0	0
54245	Tires	0	0	0	0	0
54246	Diesel	0	0	0	0	0
54247	Natural Gas / Propane	0	0	0	0	0
54248	Gasoline	0	0	0	0	0
54343	Auto Parts	0	0	0	0	0
54344	Equipment Parts - Other	1,886	0	20,000	5,000	20,000
54446	Tools (All)	6,647	7,554	20,000	15,000	20,000
54568	Inventory-Sales Tax	0	0	0	0	0
54569	Inventory-Freight	0	0	0	0	0
55170	Electric Power	0	0	0	0	0
55271	Natural Gas	0	0	0	0	0
55373	Telephone	244	0	720	500	720
55472	Other Utilities	0	0	0	0	0
56160	Outside Services	12,214	7,126	12,700	12,700	12,700
56161	Temporary Services	2,454	13,429	13,000	13,429	13,000
56162	Repairs - Radio	0	0	0	0	0
56163	Security Services	0	0	0	0	0
56174	Repairs-Automotive	0	0	0	0	0
56177	Repairs-All Outside	7,195	0	23,500	10,000	26,000
56178	Major Maint & Repair - Planned	0	0	0	0	0
56179	Major Maint & Repair - Unplanned	0	0	0	0	0
56180	Janitorial Services	0	0	0	0	0
56181	Refuse and Waste Hauling	0	0	0	0	0
56227	Network Services	0	0	0	0	0
56265	Computer Consulting & Programming	8,007	2,272	10,000	10,000	10,000
56266	Consultants - Other	0	0	0	0	0
56267	Consultants - Engineering	0	0	0	0	0
56268	Safety Consultants	0	0	0	0	0
56430	Air Quality Compliance Costs	0	0	0	0	0
56434	Tests - Outside Lab Services	0	0	0	0	0
56463	Tests - EMWD Laboratory	0	0	0	0	0
56560	Postage	0	0	0	0	0
56565	Insurance	0	0	0	0	0
56768	Outside Permit Fees	9,766	12,635	16,000	16,000	16,000
56770	SCAQMD Fees	0	0	0	0	0
56775	Taxes & Assessments	0	0	0	0	0
56900	Election Expense	0	0	0	0	0
57000	Agency Contributions	0	0	0	0	0
57130	Outside Equipment Rental	2,107	0	4,300	4,300	4,300
57131	Space Rent	0	0	0	0	0
57133	Maintenance Contracts	21,626	8,210	16,200	16,200	8,200
57134	Software Maintenance Contracts	0	0	0	0	0
57235	Equipment Rental - EMWD Vehicle Pool	41,431	10,756	22,791	22,691	22,791
57237	Work Clothes Rental - OMC only	0	0	0	0	0
58121	Conference Fees	565	190	5,340	2,000	5,500
58122	Technical Training - In House	0	0	1,470	0	0
58123	Technical Training - Outside	35	140	1,470	35	0
58124	Safety Training	0	0	0	0	0
58161	Employee Travel-Expense	825	962	4,900	1,500	4,500
58163	Dues & Memberships	1,991	626	1,584	1,452	1,452
58164	Subscriptions	0	0	0	0	0
58240	Legal Fees	0	0	0	0	0
58250	Legal Fees - Other	0	0	0	0	0
58930	Banking Service Fees	0	0	0	0	0
TOTAL DEPARTMENT EXPENSES		1,924,100	916,043	1,965,017	1,927,555	2,033,885
59080	DEPT CREDITS - LAB (749)	(45,461)	(48,495)	(52,000)	(102,306)	(52,000)
59082	DEPT CREDITS - WAREHOUSE (764)	0	0	0	0	0
59084	DEPT CREDITS - MAPS (735)	0	0	0	0	0
59085	DEPT CREDIT - MATERIAL FAB (763, 765)	0	0	0	0	0
59086	DEPT CREDIT	0	0	0	0	0
59170	Engineering Overhead Charged (731 & 732)	0	0	0	0	0
59190	Allocated to Service Areas (formula)	(1,878,639)	(867,548)	(1,913,017)	(1,825,249)	(1,981,885)
59200	Engineering (over) under charged (731 & 732)	0	0	0	0	0
NET AFTER ALLOCATION		0	0	0	0	0
TOTAL DEPT EXPENSES WITHOUT LABOR		287,233	115,864	339,011	239,484	333,583

SOURCE CONTROL DEPARTMENT

Fiscal Year 2013-2014

Mission Statement

The mission of the Source Control Department is to enhance the beneficial use of recycled water, biosolids, and protect the integrity of EMWD's collection system while minimizing the cost of compliance with environmental regulations.

Roles and Responsibilities

The department is responsible to ensure compliance with the pretreatment compliance program as required by law and in EMWD's discharge permits for the wastewater treatment plants. The purpose of the program is to eliminate discharges that could cause blockages or deterioration of the collection system, upsets at the RWRFs, the pass-through of contaminants to recycled water users or into Temescal Creek, or the limitation of biosolids reuse options. The program is designed to protect the staff, public, and environment. Program components include: oversight of industrial and commercial dischargers through permitting, inspections, training and enforcement, regulation of businesses at plan check, and management of liquid waste haulers.

Accomplishments in FY 2012/13

- ◆ Adopted revisions to the Regulation for Waste Discharge and Sewer Use Ordinance 59, and the supporting resolution for local limits and enforcement response. This was a multi-year effort.
- ◆ Completed 49 Permitted Industrial User inspections
- ◆ Completed 102 Industrial User sampling events to ensure compliance with District limits.
- ◆ Completed 731 Fats, Oil & Grease inspections for the year.
- ◆ Completed 116 additional Dry Auto Shop inspections.
- ◆ Source Control was audited by the Orange County Sanitation District which reported very positively about EMWD's professionalism in regulating dischargers to the Inland Empire Brine Line, going so far as, requiring EMWD to share some of their inspection and monitoring techniques with other member agencies.
- ◆ Assisted Engineering by completing 4 flow studies to ensure district collection system was adequately sized.
- ◆ Assisted Engineering by completing three collection system sulfide studies to identify source of H₂S within the system.
- ◆ Provided flow data to assist with calculating spill volumes at two sites.

Budget Constraints and Key Variances

- ◆ Due to an anticipated retirement and work load changes, the Source Control staff levels are being evaluated. This budget reflects the anticipated need to reclassify the Senior Inspector to an Environmental Compliance Analyst I/II and the addition of a Source Control Inspector.
- ◆ This budget reflects the need to replace the Inspectors laptop computers. The laptops are over five years old and several have needed repairs. This budget will replace the laptops as needed.

Goals and Objectives for FY 2013/14

- ◆ Staff has been and will continue to support SAWPA and other agencies with the implementation of improvements to the brine line pretreatment program. This includes revisions to the Brine Line Ordinance No. 91.1 and the supporting enforcement response plan. Funds for public notices are included in this year's budget.
- ◆ Staff will be trained to use the OBI software and transition from Hyperion. OBI will be used to develop the annual report and compliance reports.

SOURCE CONTROL DEPARTMENT

Fiscal Year 2013-2014

Department Summary

Source Control	2012/13		2013/14		Budget to Budget Variance	
	Budget		Budget		\$	%
Wages	\$ 660,674		\$ 758,785		\$ 98,111	14.9%
Benefits	341,287		398,219		56,932	16.7%
Total Wages & Benefits	\$ 1,001,961		\$ 1,157,004		\$ 155,043	15.5%
Materials & Supplies	56,246		49,822		(6,424)	-11.4%
Utilities	3,000		3,000		-	0.00%
Outside Services	18,300		24,800		6,500	35.5%
Rents & Leases	104,000		98,123		(5,877)	-5.7%
Administrative Expenses	12,007		7,349		(4,658)	-38.8%
Reimbursed Expenses	(12,000)		(12,000)		-	0.0%
Total Non-Labor Expenses	181,553		171,094		(10,459)	-5.8%
Total Department Expense	\$ 1,183,514		\$ 1,328,098		\$ 144,584	12.2%
Allocation of Wages & Benefits To:						
Capital Projects	\$ -		\$ -		\$ -	
Plants & Service Areas	667,306		786,763		119,457	17.9%
Department General & Administrative	334,655		370,241		35,586	10.6%
Total Wages & Benefits	\$ 1,001,961		\$ 1,157,004		\$ 155,043	15.5%
Number of Authorized Positions	9		10		1	11.1%

Position Changes

For FY 2013/14, there is an increase of one in the number of authorized positions. The department will request an additional position for a Source Control Inspector I/II and will recommend a reclassification of the Senior Inspector to an Environmental Compliance Analyst I/II. After an anticipated retirement of a Senior Inspector, the division will request the position changes as stated above. The workload requirements, changes, and growth warrant this recommended change.

DEPARTMENT EXPENSE SUMMARY
Budget Fiscal Year 2013/14

882-748
Source Control
G.Murray

Account	Description	2011/12 Actual	2012/13 Dec YTD	2012/13 Budget	2012/13 Projected	2013/14 Budget
53150	Direct Labor	318,492	164,354	334,655	346,725	370,241
53199	Labor - Students (HR Only) & Contract Retirees	0	0	0	0	0
53550	Labor - Standby	0	0	0	0	0
54120	Direct Materials	9,760	1,959	7,170	7,170	7,170
54121	Department Furniture & Non-Electronic Equip	225	0	1,350	0	905
54122	Electronic / Computer Equip and Software	1,872	663	5,430	1,399	5,502
54123	Meter Material	0	0	0	0	0
54124	Safety Supplies & Small Safety Tools	3,577	1,836	4,700	4,700	4,700
54125	New Computer Workstations	0	0	0	0	0
54126	Replacement Computer Workstations	0	53	500	500	669
54127	Network Materials	0	0	0	0	0
54140	Inventory Materials	7,091	1,834	6,000	6,000	6,000
54244	Oils & Lubricants	0	0	0	0	0
54245	Tires	0	0	0	0	0
54246	Diesel	0	0	0	0	0
54247	Natural Gas / Propane	0	0	0	0	0
54248	Gasoline	0	0	0	0	0
54343	Auto Parts	0	0	0	0	0
54344	Equipment Parts - Other	0	0	0	0	0
54446	Tools (All)	21,932	16,334	31,096	31,096	24,876
54568	Inventory-Sales Tax	0	0	0	0	0
54569	Inventory-Freight	0	0	0	0	0
55170	Electric Power	0	0	0	0	0
55271	Natural Gas	0	0	0	0	0
55373	Telephone	2,771	1,467	3,000	3,095	3,000
55472	Other Utilities	0	0	0	0	0
56160	Outside Services	553	1,673	4,500	4,500	4,500
56161	Temporary Services	0	0	0	0	0
56162	Repairs - Radio	0	0	0	0	0
56163	Security Services	0	0	0	0	0
56174	Repairs-Automotive	0	0	0	0	0
56177	Repairs-All Outside	7,168	3,262	13,500	13,500	13,500
56178	Major Maint & Repair - Planned	0	0	0	0	0
56179	Major Maint & Repair - Unplanned	0	0	0	0	0
56180	Janitorial Services	0	0	0	0	0
56181	Refuse and Waste Hauling	0	0	0	0	0
56227	Network Services	0	0	0	0	0
56265	Computer Consulting & Programming	0	0	0	0	6,500
56266	Consultants - Other	0	0	0	0	0
56267	Consultants - Engineering	0	0	0	0	0
56268	Safety Consultants	0	0	300	300	300
56430	Air Quality Compliance Costs	0	0	0	0	0
56434	Tests - Outside Lab Services	0	0	0	0	0
56463	Tests - EMWD Laboratory	0	0	0	0	0
56560	Postage	0	0	0	0	0
56565	Insurance	0	0	0	0	0
56768	Outside Permit Fees	0	0	0	0	0
56770	SCAQMD Fees	0	0	0	0	0
56775	Taxes & Assessments	0	0	0	0	0
56900	Election Expense	0	0	0	0	0
57000	Agency Contributions	0	0	0	0	0
57130	Outside Equipment Rental	0	0	0	0	0
57131	Space Rent	0	0	0	0	0
57133	Maintenance Contracts	0	0	0	0	0
57134	Software Maintenance Contracts	0	0	0	0	0
57235	Equipment Rental - EMWD Vehicle Pool	103,315	46,512	104,000	98,123	98,123
57237	Work Clothes Rental - OMC only	0	0	0	0	0
58121	Conference Fees	540	95	1,085	1,085	2,210
58122	Technical Training - In House	0	0	0	0	0
58123	Technical Training - Outside	0	0	5,400	0	0
58124	Safety Training	0	0	0	0	0
58161	Employee Travel-Expense	1,011	759	3,624	3,624	4,005
58163	Dues & Memberships	1,142	412	1,898	869	1,134
58164	Subscriptions	0	0	0	0	0
58240	Legal Fees	0	0	0	0	0
58250	Legal Fees - Other	0	0	0	0	0
58930	Banking Service Fees	0	0	0	0	0
TOTAL DEPARTMENT EXPENSES		479,449	241,213	528,208	522,686	553,335
59080	DEPT CREDITS - LAB (749)	0	0	0	0	0
59082	DEPT CREDITS - WAREHOUSE (764)	0	0	0	0	0
59084	DEPT CREDITS - MAPS (735)	(10,655)	(7,895)	(12,000)	(16,655)	(12,000)
59085	DEPT CREDIT - MATERIAL FAB (763, 765)	0	0	0	0	0
59086	DEPT CREDIT	0	0	0	0	0
59170	Engineering Overhead Charged (731 & 732)	0	0	0	0	0
59190	Allocated to Service Areas (formula)	(468,794)	(233,318)	(516,208)	(506,031)	(541,335)
59200	Engineering (over) under charged (731 & 732)	0	0	0	0	0
NET AFTER ALLOCATION		0	0	0	0	0
TOTAL DEPT EXPENSES WITHOUT LABOR		150,302	68,963	181,553	159,306	171,094

OPERATIONS & MAINTENANCE BRANCH

Branch Administration

Maintenance Services

Shop Services

Wastewater Collection

Mechanical Services

Electrical Services

Field Services

Water Operations

Water Reclamation

Facilities Maintenance

OPERATIONS ADMINISTRATION

Fiscal Year 2013-2014

Mission Statement

The mission of the Operations Administration Department is to define and set standards for compliance with regulatory mandates, actively promote the District's safety culture, and effectively manage costs for the Operations and Maintenance Branch.

Roles and Responsibilities

The department is responsible for providing leadership and direction for the Maintenance, Water Operations, and Water Reclamation departments. This consists of operation and maintenance of water distribution, treatment and desalination processes for 136,000 potable water customers; and collection, treatment and reclamation of sewage for 226,000 customers.

Accomplishments in FY 2012/13

- ◆ Excellent adherence to financial budget targets Branch-wide.
- ◆ Excellent adherence to environmental regulations Branch-wide.
- ◆ Major reduction in overtime expenditures.
- ◆ Major improvement in water, wastewater, and recycled water systems reliability.
- ◆ Strong commitment to employee safety.

Budget Constraints and Key Variances

The primary constraints for the coming fiscal year include:

- ◆ Ten percent increase in electrical energy unit price, approximately \$1,000,000.
- ◆ Start-up costs for two major wastewater expansions.
- ◆ Potential increase in cost of natural gas.

Goals and Objectives for FY 2013/14

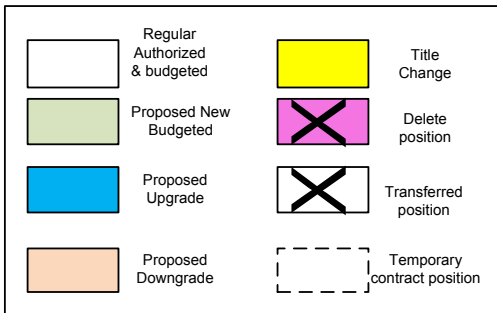
- ◆ Maintain CalStar certification-15 consecutive years.
- ◆ Continue "best in class" environmental compliance.
- ◆ Continue to improve cost control measures Branch-wide.

Department Summary

Operations & Maintenance	2012/13		2013/14		Budget to Budget Variance	
	Budget		Budget		\$	%
Wages	\$ 275,484	\$	288,751	\$	13,267	4.8%
Benefits	128,475		135,145		6,670	5.2%
Total Wages & Benefits	\$ 403,959	\$	423,896	\$	19,937	4.9%
Materials & Supplies	17,065		19,280		2,215	13.0%
Utilities	-		-		-	
Outside Services	1,800		2,760		960	53.3%
Rents & Leases	10,723		10,000		(723)	-6.7%
Administrative Expenses	7,029		11,184		4,155	59.1%
Reimbursed Expenses	-		-		-	
Total Non-Labor Expenses	36,617		43,224		6,607	18.0%
Total Department Expense	\$ 440,576	\$	467,120	\$	26,544	6.0%
Allocation of Wages & Benefits To:						
Capital Projects	\$ -	\$	-	\$	-	
Plants & Service Areas	-		-		-	
Department General & Administrative	403,959		423,896		19,937	4.9%
Total Wages & Benefits	\$ 403,959	\$	423,896	\$	19,937	4.9%
Number of Authorized Positions	2		2		-	0.0%

Position Changes

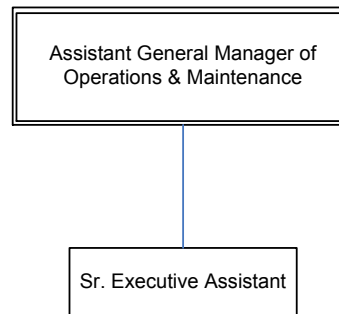
For FY 2013/14, there are no changes in the number of authorized positions.



Budgeted positions are subject to GM authorization

Operations & Maintenance Branch Admin.

(2)



Modified 5/17/13

DEPARTMENT EXPENSE SUMMARY
Budget Fiscal Year 2013/14

810-710
Operations & Maintenance
M.Luker

Account	Description	2011/12 Actual	2012/13 Dec YTD	2012/13 Budget	2012/13 Projected	2013/14 Budget
53150	Direct Labor	401,554	200,351	403,959	422,663	423,896
53199	Labor - Students (HR Only) & Contract Retirees	0	0	0	0	0
53550	Labor - Standby	0	0	0	0	0
54120	Direct Materials	2,023	1,114	1,050	2,351	1,500
54121	Department Furniture & Non-Electronic Equip	25	0	0	0	0
54122	Electronic / Computer Equip and Software	925	698	0	1,472	600
54123	Meter Material	0	0	0	0	0
54124	Safety Supplies & Small Safety Tools	14,663	3,006	15,000	6,342	13,500
54125	New Computer Workstations	0	0	0	0	2,600
54126	Replacement Computer Workstations	45	0	15	0	80
54127	Network Materials	0	0	0	0	0
54140	Inventory Materials	948	0	1,000	0	1,000
54244	Oils & Lubricants	0	0	0	0	0
54245	Tires	0	0	0	0	0
54246	Diesel	0	0	0	0	0
54247	Natural Gas / Propane	0	0	0	0	0
54248	Gasoline	0	0	0	0	0
54343	Auto Parts	0	0	0	0	0
54344	Equipment Parts - Other	0	0	0	0	0
54446	Tools (All)	0	0	0	0	0
54568	Inventory-Sales Tax	0	0	0	0	0
54569	Inventory-Freight	0	0	0	0	0
55170	Electric Power	0	0	0	0	0
55271	Natural Gas	0	0	0	0	0
55373	Telephone	20	0	0	0	0
55472	Other Utilities	0	0	0	0	0
56160	Outside Services	899	303	1,800	639	2,260
56161	Temporary Services	0	0	0	0	0
56162	Repairs - Radio	0	0	0	0	0
56163	Security Services	0	0	0	0	0
56174	Repairs-Automotive	0	0	0	0	0
56177	Repairs-All Outside	0	109	0	229	500
56178	Major Maint & Repair - Planned	0	0	0	0	0
56179	Major Maint & Repair - Unplanned	0	0	0	0	0
56180	Janitorial Services	0	0	0	0	0
56181	Refuse and Waste Hauling	0	0	0	0	0
56227	Network Services	0	0	0	0	0
56265	Computer Consulting & Programming	0	0	0	0	0
56266	Consultants - Other	0	0	0	0	0
56267	Consultants - Engineering	0	0	0	0	0
56268	Safety Consultants	0	0	0	0	0
56430	Air Quality Compliance Costs	0	0	0	0	0
56434	Tests - Outside Lab Services	0	0	0	0	0
56463	Tests - EMWD Laboratory	0	0	0	0	0
56560	Postage	0	0	0	0	0
56565	Insurance	0	0	0	0	0
56768	Outside Permit Fees	0	0	0	0	0
56770	SCAQMD Fees	0	0	0	0	0
56775	Taxes & Assessments	0	0	0	0	0
56900	Election Expense	0	0	0	0	0
57000	Agency Contributions	0	0	0	0	0
57130	Outside Equipment Rental	0	0	0	0	0
57131	Space Rent	0	0	0	0	0
57133	Maintenance Contracts	0	0	0	0	0
57134	Software Maintenance Contracts	0	0	0	0	0
57235	Equipment Rental - EMWD Vehicle Pool	2,777	4,761	10,723	10,044	10,000
57237	Work Clothes Rental - OMC only	0	0	0	0	0
58121	Conference Fees	1,755	340	1,950	717	1,755
58122	Technical Training - In House	0	0	0	0	0
58123	Technical Training - Outside	375	0	0	0	750
58124	Safety Training	0	0	0	0	0
58161	Employee Travel-Expense	3,571	3,713	4,900	7,832	8,500
58163	Dues & Memberships	179	0	179	0	179
58164	Subscriptions	142	0	0	0	0
58240	Legal Fees	0	0	0	0	0
58250	Legal Fees - Other	0	0	0	0	0
58930	Banking Service Fees	0	0	0	0	0
TOTAL DEPARTMENT EXPENSES		429,902	214,394	440,576	452,289	467,120
59080	DEPT CREDITS - LAB (749)	0	0	0	0	0
59082	DEPT CREDITS - WAREHOUSE (764)	0	0	0	0	0
59084	DEPT CREDITS - MAPS (735)	0	0	0	0	0
59085	DEPT CREDIT - MATERIAL FAB (763, 765)	0	0	0	0	0
59086	DEPT CREDIT	0	0	0	0	0
59170	Engineering Overhead Charged (731 & 732)	0	0	0	0	0
59190	Allocated to Service Areas (formula)	0	0	0	0	0
59200	Engineering (over) under charged (731 & 732)	0	0	0	0	0
NET AFTER ALLOCATION		429,902	214,394	440,576	452,289	467,120
TOTAL DEPT EXPENSES WITHOUT LABOR		28,348	14,043	36,617	29,626	43,224

MAINTENANCE SERVICES DEPARTMENT

Fiscal Year 2013-2014

Mission Statement

The mission of Maintenance Services is to provide comprehensive and cost effective support services for maintenance, repair, and improvement of the District's water, wastewater, and recycled water systems to optimize system performance and asset life.

Roles and Responsibilities

Maintenance Services is responsible for a wide range of maintenance activities throughout the District. The activities are divided into seven functional areas including: vehicle maintenance, wastewater collection system maintenance, mechanical maintenance, electrical maintenance, water distribution system and facilities maintenance, computerized maintenance and asset management, and maintenance engineering. Maintenance Services manages these activities through the asset management program, which includes preventative maintenance, corrective maintenance, predictive maintenance, improvement work, work order management, and asset performance metrics.

Additional information about the roles and responsibilities of each functional area are presented in the budget narratives for each maintenance department.

Accomplishments in FY 2012/13

- ◆ Developed replacement cost model for inputting data into the CMMS system for long-term budget planning.
- ◆ Developed a database to compliment the Maximo asset management application that provides end-users the ability to make 'what if adjustments' to the Asset Management model.
- ◆ Revised the preventative maintenance program to ensure timely and consistent maintenance of critical assets.
- ◆ Implemented various screen changes, automatic work order rules and email notifications to enhance the end-users interaction with Maximo.
- ◆ Completed wet well restoration of Pala Lift Station.
- ◆ Completed the fabrication and installation of four new floating pumps at the Winchester Recycled Water Storage Ponds.
- ◆ Completed the replacement of the Green Acres Lift Station wet well and pumps.
- ◆ Completed the interior lighting retrofit of AC and OMC Buildings.
- ◆ Completed odor studies for the Sun City Lift Station, Sanderson Lift Station, and Winchester Lift Station to determine the source of and eliminate odor complaints and to protect the wastewater infrastructure from corrosion.

Budget Constraints and Key Variances

Potential budget constraints for the coming fiscal year are funding of major maintenance repair and projects including the Energy Management System Upgrade of the OMC/AC Buildings, parking lot resurfacing for the OMC/AC Building Parking Lots, and upgrade of the SCADA system hardware and software upgrade.

The vehicle replacement costs for new heavy duty vehicles are a budget challenge for both the near and far term. All new heavy duty vehicles cannot be diesel powered; they must be alternative fuel vehicles, which is most likely to be compressed natural gas (CNG). Alternative fuel vehicles are approximately 35 percent more expensive than similar diesel power vehicles. Also, as the number alternative fueled vehicles increase in the fleet, the District will need to install and maintain a fast-fill natural gas vehicle fueling station. The District's existing natural gas fill station is small and obsolete. It takes 6 to 8 hours to fill a single light duty vehicle.

In addition, the District has approximately eight diesel powered generator sets that will have to be removed from service because of AQMD rules within the next four years. It is important that we replace a few of these generators in each of the next few budget cycles.

MAINTENANCE SERVICES DEPARTMENT

Fiscal Year 2013-2014

There are no significant budget variances for the Maintenance Services department budget.

Constraints and variances in the other maintenance departments are presented in the budget narratives for each maintenance department.

Goals and Objectives for FY 2013/14

- ◆ Complete the catalysts and exhaust piping retrofit on 13 Stationary Industrial Engines.
- ◆ Complete TriOxyn odor control pilot project at four lift stations in the Hemet / San Jacinto sewer area
- ◆ Complete the pH facilities at the Reach 4 Recycled Water Pump Station
- ◆ Complete OMC/AC Energy Management System (EMS) replacement.
- ◆ Complete the East Holland Communication Tower Replacement
- ◆ Complete the PVRWRF Communication Tower Install Project
- ◆ Complete the retrofit of the parking lot lighting at OMC/AC Building.
- ◆ Complete surge tank improvements at the Palomar Booster Station.

Department Summary

Maintenance Services	2012/13		2013/14		Budget to Budget Variance	
	Budget		Budget		\$	%
Wages	\$ 1,367,499		\$ 1,363,477		\$ (4,022)	-0.3%
Benefits	658,112		640,516		(17,596)	-2.7%
Total Wages & Benefits	\$ 2,025,611		\$ 2,003,993		\$ (21,618)	-1.1%
Materials & Supplies	20,610		9,605		(11,005)	-53.4%
Utilities	500		400		(100)	-20.00%
Outside Services	10,500		55,000		44,500	423.8%
Rents & Leases	105,000		72,000		(33,000)	-31.4%
Administrative Expenses	15,875		5,000		(10,875)	-68.5%
Reimbursed Expenses	-		-		-	
Total Non-Labor Expenses	152,485		142,005		(10,480)	-6.9%
Total Department Expense	\$ 2,178,096		\$ 2,145,998		\$ (32,098)	-1.5%
Allocation of Wages & Benefits To:						
Capital Projects	\$ -		\$ -		\$ -	
Plants & Service Areas	-		-		-	
Department General & Administrative	2,025,611		2,003,993		(21,618)	-1.1%
Total Wages & Benefits	\$ 2,025,611		\$ 2,003,993		\$ (21,618)	-1.1%
Number of Authorized Positions	16		15		(1)	-6.3%

Position Changes

For FY 2013/14, there is a reduction of one position. One of three Administrative Assistant positions became vacant during FY 2012/13 and was subsequently eliminated.

Facilities Maintenance Operations

Operating expenses are presented below for the administrative facilities which comprise the OMC/AC headquarters, the Call Center, and the Repeater communication towers. The OMC shows an increase in materials and supplies which are needed for ongoing repairs and maintenance. The OMC shows a decrease in outside services which is due to the reclassification of security services to the Risk Management Department.

MAINTENANCE SERVICES DEPARTMENT

Fiscal Year 2013-2014

OMC Facility Department Summary

OMC	2012/13		2013/14		Budget to Budget Variance	
	Budget		Budget		\$	%
Wages	\$ -		\$ -		\$ -	
Benefits	-		-		-	
Total Wages & Benefits	\$ -		\$ -		\$ -	
Materials & Supplies	144,880		254,990		110,110	76.0%
Utilities	955,000		924,000		(31,000)	-3.25%
Outside Services	1,310,500		740,000		(570,500)	-43.5%
Rents & Leases	111,500		113,051		1,551	1.4%
Administrative Expenses	-		-		-	
Reimbursed Expenses	-		-		-	
Total Non-Labor Expenses	2,521,880		2,032,041		(489,839)	-19.4%
Total Department Expense	\$ 2,521,880		\$ 2,032,041		\$ (489,839)	-19.4%
Allocation of Wages & Benefits To:						
Capital Projects	\$ -		\$ -		\$ -	
Plants & Service Areas	-		-		-	
Department General & Administrative	-		-		-	
Total Wages & Benefits	\$ -		\$ -		\$ -	
Number of Authorized Positions	-		-		-	

Call Center Facility Department Summary

Call Center	2012/13		2013/14		Budget to Budget Variance	
	Budget		Budget		\$	%
Wages	\$ -		\$ -		\$ -	
Benefits	-		-		-	
Total Wages & Benefits	\$ -		\$ -		\$ -	
Materials & Supplies	7,500		7,550		50	0.7%
Utilities	39,300		39,300		-	0.00%
Outside Services	51,000		55,468		4,468	8.8%
Rents & Leases	5,000		5,500		500	10.0%
Administrative Expenses	-		-		-	
Reimbursed Expenses	-		-		-	
Total Non-Labor Expenses	102,800		107,818		5,018	4.9%
Total Department Expense	\$ 102,800		\$ 107,818		\$ 5,018	4.9%
Allocation of Wages & Benefits To:						
Capital Projects	\$ -		\$ -		\$ -	
Plants & Service Areas	-		-		-	
Department General & Administrative	-		-		-	
Total Wages & Benefits	\$ -		\$ -		\$ -	
Number of Authorized Positions	-		-		-	

MAINTENANCE SERVICES DEPARTMENT

Fiscal Year 2013-2014

Repeater Facilities Department Summary

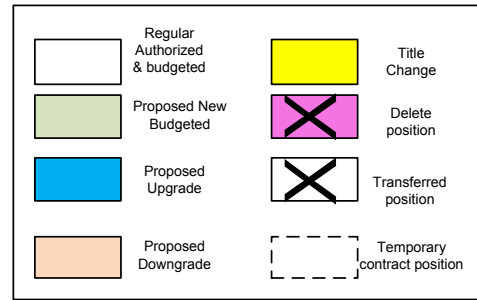
Repeaters	2012/13		2013/14		Budget to Budget Variance	
	Budget		Budget		\$	%
Wages	\$ -		\$ -		\$ -	
Benefits	-		-		-	
Total Wages & Benefits	\$ -		\$ -		\$ -	
Materials & Supplies	42,000		45,000		3,000	7.1%
Utilities	20,000		21,000		1,000	5.00%
Outside Services	42,000		39,500		(2,500)	-6.0%
Rents & Leases	3,000		3,000		-	0.0%
Administrative Expenses	-		-		-	
Reimbursed Expenses	-		-		-	
Total Non-Labor Expenses	107,000		108,500		1,500	1.4%
Total Department Expense	\$ 107,000		\$ 108,500		\$ 1,500	1.4%
Allocation of Wages & Benefits To:						
Capital Projects	\$ -		\$ -		\$ -	
Plants & Service Areas	-		-		-	
Department General & Administrative	-		-		-	
Total Wages & Benefits	\$ -		\$ -		\$ -	
Number of Authorized Positions	-		-		-	

Position Changes

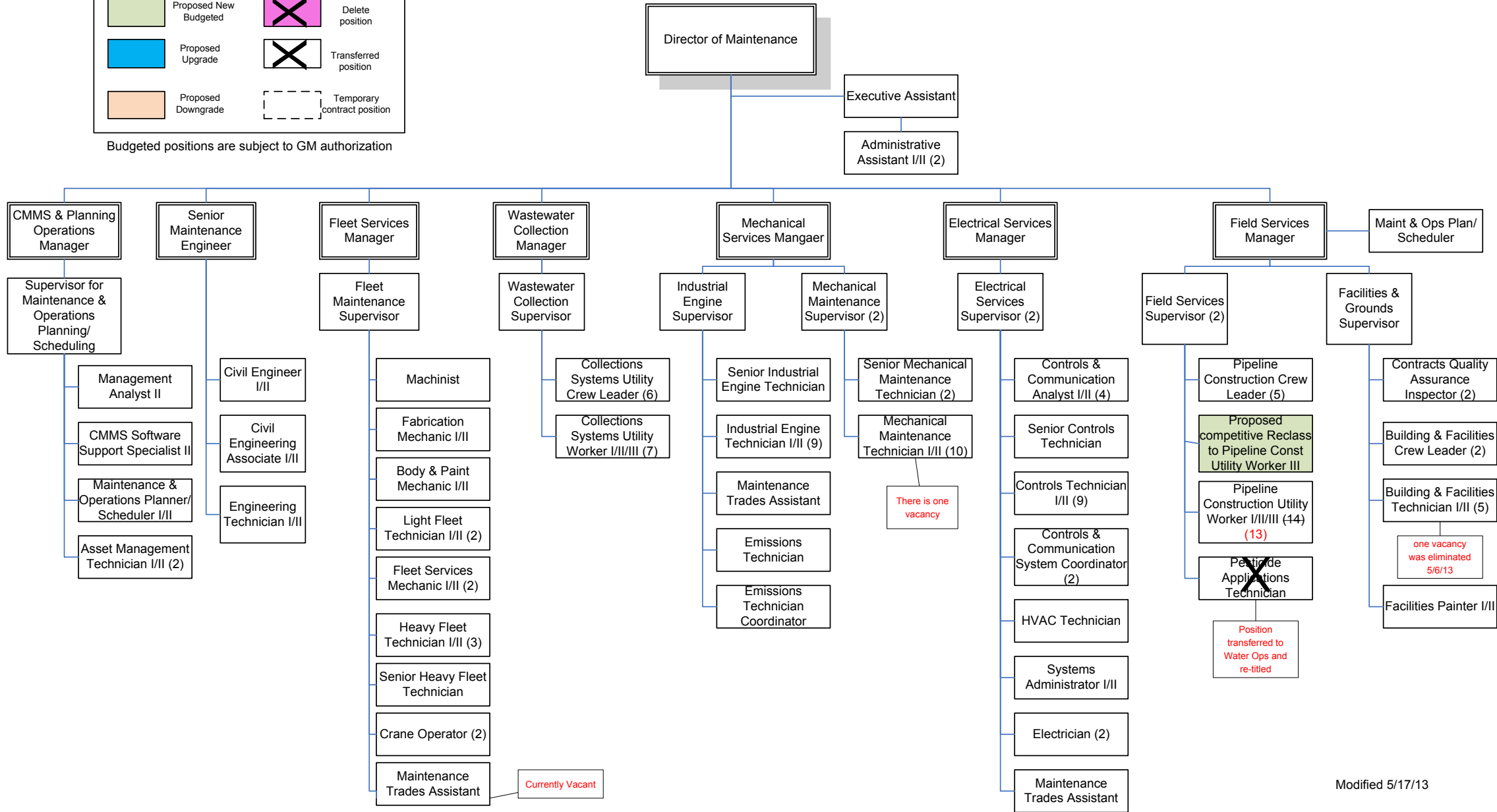
There are no budgeted positions specifically associated to the OMC/AC, Call Center, and Repeater facilities, however general labor charges are included in the line item pages that follow.

Maintenance Services

(133)



Budgeted positions are subject to GM authorization



Modified 5/17/13

DEPARTMENT EXPENSE SUMMARY
Budget Fiscal Year 2013/14

850-750
Maintenance Services
M.Iverson

Account	Description	2011/12 Actual	2012/13 Dec YTD	2012/13 Budget	2012/13 Projected	2013/14 Budget
53150	Direct Labor	2,054,293	930,156	2,025,611	1,962,273	2,003,993
53199	Labor - Students (HR Only) & Contract Retirees	0	0	0	0	0
53550	Labor - Standby	0	0	0	0	0
54120	Direct Materials	2,627	2,129	6,000	4,492	5,000
54121	Department Furniture & Non-Electronic Equip	245	0	1,810	0	1,125
54122	Electronic / Computer Equip and Software	6,088	1,729	6,500	3,647	1,530
54123	Meter Material	0	0	0	0	0
54124	Safety Supplies & Small Safety Tools	54	80	150	169	200
54125	New Computer Workstations	506	0	0	0	0
54126	Replacement Computer Workstations	5,951	0	4,400	0	750
54127	Network Materials	0	0	0	0	0
54140	Inventory Materials	338	202	1,000	426	500
54244	Oils & Lubricants	0	0	0	0	0
54245	Tires	0	0	0	0	0
54246	Diesel	0	0	0	0	0
54247	Natural Gas / Propane	0	0	0	0	0
54248	Gasoline	0	0	0	0	0
54343	Auto Parts	0	0	0	0	0
54344	Equipment Parts - Other	0	0	0	0	0
54446	Tools (All)	133	122	750	258	500
54568	Inventory-Sales Tax	0	0	0	0	0
54569	Inventory-Freight	0	0	0	0	0
55170	Electric Power	0	0	0	0	0
55271	Natural Gas	0	0	0	0	0
55373	Telephone	342	190	500	401	400
55472	Other Utilities	0	0	0	0	0
56160	Outside Services	10	45	500	95	50,000
56161	Temporary Services	0	0	0	0	0
56162	Repairs - Radio	0	0	0	0	0
56163	Security Services	0	0	0	0	0
56174	Repairs-Automotive	0	0	0	0	0
56177	Repairs-All Outside	0	0	0	0	0
56178	Major Maint & Repair - Planned	0	0	0	0	0
56179	Major Maint & Repair - Unplanned	0	0	0	0	0
56180	Janitorial Services	0	0	0	0	0
56181	Refuse and Waste Hauling	0	0	0	0	0
56227	Network Services	0	0	0	0	0
56265	Computer Consulting & Programming	13,733	0	5,000	0	2,500
56266	Consultants - Other	3,628	0	5,000	0	2,500
56267	Consultants - Engineering	0	0	0	0	0
56268	Safety Consultants	97	0	0	0	0
56430	Air Quality Compliance Costs	0	0	0	0	0
56434	Tests - Outside Lab Services	0	0	0	0	0
56463	Tests - EMWD Laboratory	0	0	0	0	0
56560	Postage	0	0	0	0	0
56565	Insurance	0	0	0	0	0
56768	Outside Permit Fees	0	0	0	0	0
56770	SCAQMD Fees	0	0	0	0	0
56775	Taxes & Assessments	0	0	0	0	0
56900	Election Expense	0	0	0	0	0
57000	Agency Contributions	0	0	0	0	0
57130	Outside Equipment Rental	0	0	0	0	0
57131	Space Rent	0	0	0	0	0
57133	Maintenance Contracts	0	0	0	0	0
57134	Software Maintenance Contracts	0	0	0	0	0
57235	Equipment Rental - EMWD Vehicle Pool	93,918	33,878	105,000	71,470	72,000
57237	Work Clothes Rental - OMC only	0	0	0	0	0
58121	Conference Fees	475	0	0	0	0
58122	Technical Training - In House	0	0	0	0	0
58123	Technical Training - Outside	0	300	6,500	633	4,000
58124	Safety Training	0	0	0	0	0
58161	Employee Travel-Expense	1,541	183	8,500	386	500
58163	Dues & Memberships	0	0	375	0	0
58164	Subscriptions	127	0	500	0	500
58240	Legal Fees	0	0	0	0	0
58250	Legal Fees - Other	0	0	0	0	0
58930	Banking Service Fees	0	0	0	0	0
TOTAL DEPARTMENT EXPENSES		2,184,106	969,014	2,178,096	2,044,250	2,145,998
59080	DEPT CREDITS - LAB (749)	0	0	0	0	0
59082	DEPT CREDITS - WAREHOUSE (764)	0	0	0	0	0
59084	DEPT CREDITS - MAPS (735)	0	0	0	0	0
59085	DEPT CREDIT - MATERIAL FAB (763, 765)	0	0	0	0	0
59086	DEPT CREDIT	0	0	0	0	0
59170	Engineering Overhead Charged (731 & 732)	0	0	0	0	0
59190	Allocated to Service Areas (formula)	(2,184,106)	(969,014)	(2,178,096)	(2,044,250)	(2,145,998)
59200	Engineering (over) under charged (731 & 732)	0	0	0	0	0
NET AFTER ALLOCATION		0	0	0	0	0
TOTAL DEPT EXPENSES WITHOUT LABOR		129,813	38,858	152,485	81,977	142,005

DEPARTMENT EXPENSE SUMMARY
Budget Fiscal Year 2013/14

078203
OMC
M.Iverson

Account	Description	2011/12 Actual	2012/13 Dec YTD	2012/13 Budget	2012/13 Projected	2013/14 Budget
53150	Direct Labor	302,033	166,343	325,000	350,921	350,000
53199	Labor - Students (HR Only) & Contract Retirees	0	0	0	0	0
53550	Labor - Standby	0	0	0	0	0
54120	Direct Materials	128,667	60,851	100,000	128,372	125,000
54121	Department Furniture & Non-Electronic Equip	2,033	1,257	2,030	2,652	2,100
54122	Electronic / Computer Equip and Software	1,820	474	4,350	1,000	4,390
54123	Meter Material	0	0	0	0	0
54124	Safety Supplies & Small Safety Tools	2,469	260	2,500	548	2,500
54125	New Computer Workstations	0	0	0	0	0
54126	Replacement Computer Workstations	1,013	0	0	0	0
54127	Network Materials	5,525	24,502	0	51,689	30,000
54140	Inventory Materials	75,088	44,796	35,000	94,502	90,000
54244	Oils & Lubricants	451	0	0	0	0
54245	Tires	0	0	0	0	0
54246	Diesel	0	0	0	0	0
54247	Natural Gas / Propane	1,323	181	1,000	382	1,000
54248	Gasoline	0	0	0	0	0
54343	Auto Parts	0	0	0	0	0
54344	Equipment Parts - Other	0	0	0	0	0
54446	Tools (All)	0	495	0	1,044	0
54568	Inventory-Sales Tax	0	0	0	0	0
54569	Inventory-Freight	0	0	0	0	0
55170	Electric Power	446,418	228,992	530,000	483,086	530,000
55271	Natural Gas	242,648	97,471	250,000	205,627	220,000
55373	Telephone	142,811	70,426	150,000	148,572	150,000
55472	Other Utilities	21,981	10,927	25,000	23,053	24,000
56160	Outside Services	188,656	63,304	195,000	133,548	190,000
56161	Temporary Services	0	0	2,500	0	0
56162	Repairs - Radio	0	0	0	0	0
56163	Security Services	576,710	275,086	600,000	580,327	0
56174	Repairs-Automotive	0	0	0	0	0
56177	Repairs-All Outside	81,094	38,142	100,000	80,465	90,000
56178	Major Maint & Repair - Planned	0	0	150,000	0	150,000
56179	Major Maint & Repair - Unplanned	14,895	0	35,000	0	35,000
56180	Janitorial Services	134,901	70,169	125,000	148,030	163,000
56181	Refuse and Waste Hauling	75,141	32,951	80,000	69,514	75,000
56227	Network Services	21,129	10,355	0	21,845	25,000
56265	Computer Consulting & Programming	0	0	0	0	0
56266	Consultants - Other	0	0	0	0	0
56267	Consultants - Engineering	0	0	0	0	0
56268	Safety Consultants	0	0	0	0	0
56430	Air Quality Compliance Costs	0	0	0	0	0
56434	Tests - Outside Lab Services	631	0	0	0	0
56463	Tests - EMWD Laboratory	0	0	0	0	0
56560	Postage	0	0	0	0	0
56565	Insurance	0	0	0	0	0
56768	Outside Permit Fees	5,171	4,248	8,000	5,000	5,000
56770	SCAQMD Fees	6,825	0	15,000	7,000	7,000
56775	Taxes & Assessments	0	0	0	0	0
56900	Election Expense	0	0	0	0	0
57000	Agency Contributions	0	0	0	0	0
57130	Outside Equipment Rental	2,050	0	0	0	0
57131	Space Rent	0	0	0	0	0
57133	Maintenance Contracts	48,934	36,564	70,000	77,136	70,000
57134	Software Maintenance Contracts	471	0	0	0	0
57235	Equipment Rental - EMWD Vehicle Pool	19,539	9,182	20,500	19,371	20,000
57237	Work Clothes Rental - OMC only	23,392	11,034	21,000	23,277	23,051
58121	Conference Fees	0	0	0	0	0
58122	Technical Training - In House	0	0	0	0	0
58123	Technical Training - Outside	0	0	0	0	0
58124	Safety Training	0	0	0	0	0
58161	Employee Travel-Expense	1,608	1,894	0	3,995	0
58163	Dues & Memberships	0	0	0	0	0
58164	Subscriptions	0	0	0	0	0
58240	Legal Fees	0	0	0	0	0
58250	Legal Fees - Other	0	0	0	0	0
58930	Banking Service Fees	0	0	0	0	0
TOTAL DEPARTMENT EXPENSES		2,575,427	1,259,905	2,846,880	2,660,956	2,382,041
59080	DEPT CREDITS - LAB (749)	0	0	0	0	0
59082	DEPT CREDITS - WAREHOUSE (764)	0	0	0	0	0
59084	DEPT CREDITS - MAPS (735)	0	0	0	0	0
59085	DEPT CREDIT - MATERIAL FAB (763, 765)	0	0	0	0	0
59086	DEPT CREDIT	0	0	0	0	0
59170	Engineering Overhead Charged (731 & 732)	0	0	0	0	0
59190	Allocated to Service Areas (formula)	0	0	0	0	0
59200	Engineering (over) under charged (731 & 732)	0	0	0	0	0
NET AFTER ALLOCATION		2,575,427	1,259,905	2,846,880	2,660,956	2,382,041
TOTAL DEPT EXPENSES WITHOUT LABOR		2,273,394	1,093,562	2,521,880	2,310,035	2,032,041

DEPARTMENT EXPENSE SUMMARY
Budget Fiscal Year 2013/14

078204
Call Center
M.Iverson

Account	Description	2011/12 Actual	2012/13 Dec YTD	2012/13 Budget	2012/13 Projected	2013/14 Budget
53150	Direct Labor	32,532	15,171	35,000	32,004	35,000
53199	Labor - Students (HR Only) & Contract Retirees	0	0	0	0	0
53550	Labor - Standby	0	0	0	0	0
54120	Direct Materials	2,153	1,109	2,500	2,340	2,500
54121	Department Furniture & Non-Electronic Equip	0	0	0	0	0
54122	Electronic / Computer Equipt and Software	637	0	0	0	0
54123	Meter Material	0	0	0	0	0
54124	Safety Supplies & Small Safety Tools	0	0	0	0	0
54125	New Computer Workstations	0	0	0	0	0
54126	Replacement Computer Workstations	0	0	0	0	0
54127	Network Materials	0	0	0	0	0
54140	Inventory Materials	5,639	3,445	5,000	7,267	5,050
54244	Oils & Lubricants	0	0	0	0	0
54245	Tires	0	0	0	0	0
54246	Diesel	0	0	0	0	0
54247	Natural Gas / Propane	0	0	0	0	0
54248	Gasoline	0	0	0	0	0
54343	Auto Parts	0	0	0	0	0
54344	Equipment Parts - Other	0	0	0	0	0
54446	Tools (All)	0	0	0	0	0
54568	Inventory-Sales Tax	0	0	0	0	0
54569	Inventory-Freight	0	0	0	0	0
55170	Electric Power	29,053	16,562	36,000	34,939	36,000
55271	Natural Gas	653	215	800	454	800
55373	Telephone	0	0	0	0	0
55472	Other Utilities	1,907	965	2,500	2,037	2,500
56160	Outside Services	4,203	3,107	10,000	6,554	10,000
56161	Temporary Services	0	0	0	0	0
56162	Repairs - Radio	0	0	0	0	0
56163	Security Services	0	0	0	0	0
56174	Repairs-Automotive	0	0	0	0	0
56177	Repairs-All Outside	160	240	0	506	0
56178	Major Maint & Repair - Planned	0	0	0	0	0
56179	Major Maint & Repair - Unplanned	0	0	0	0	0
56180	Janitorial Services	16,488	8,244	18,000	17,392	18,500
56181	Refuse and Waste Hauling	2,567	1,312	3,000	2,767	3,000
56227	Network Services	1,858	0	0	0	0
56265	Computer Consulting & Programming	0	0	0	0	0
56266	Consultants - Other	0	0	0	0	0
56267	Consultants - Engineering	0	0	0	0	0
56268	Safety Consultants	0	0	0	0	0
56430	Air Quality Compliance Costs	0	0	0	0	0
56434	Tests - Outside Lab Services	0	0	0	0	0
56463	Tests - EMWD Laboratory	0	0	0	0	0
56560	Postage	0	0	0	0	0
56565	Insurance	0	0	0	0	0
56768	Outside Permit Fees	0	0	0	0	0
56770	SCAQMD Fees	0	0	0	0	0
56775	Taxes & Assessments	18,184	9,896	20,000	20,878	23,968
56900	Election Expense	0	0	0	0	0
57000	Agency Contributions	0	0	0	0	0
57130	Outside Equipment Rental	0	0	0	0	0
57131	Space Rent	0	0	0	0	0
57133	Maintenance Contracts	6,463	1,959	5,000	4,133	5,000
57134	Software Maintenance Contracts	0	0	0	0	0
57235	Equipment Rental - EMWD Vehicle Pool	73	0	0	0	0
57237	Work Clothes Rental - OMC only	970	179	0	378	500
58121	Conference Fees	0	0	0	0	0
58122	Technical Training - In House	0	0	0	0	0
58123	Technical Training - Outside	0	0	0	0	0
58124	Safety Training	0	0	0	0	0
58161	Employee Travel-Expense	0	0	0	0	0
58163	Dues & Memberships	0	0	0	0	0
58164	Subscriptions	0	0	0	0	0
58240	Legal Fees	0	0	0	0	0
58250	Legal Fees - Other	0	0	0	0	0
58930	Banking Service Fees	0	0	0	0	0
TOTAL DEPARTMENT EXPENSES		123,539	62,404	137,800	131,649	142,818
59080	DEPT CREDITS - LAB (749)	0	0	0	0	0
59082	DEPT CREDITS - WAREHOUSE (764)	0	0	0	0	0
59084	DEPT CREDITS - MAPS (735)	0	0	0	0	0
59085	DEPT CREDIT - MATERIAL FAB (763, 765)	0	0	0	0	0
59086	DEPT CREDIT	0	0	0	0	0
59170	Engineering Overhead Charged (731 & 732)	0	0	0	0	0
59190	Allocated to Service Areas (formula)	0	0	0	0	0
59200	Engineering (over) under charged (731 & 732)	0	0	0	0	0
NET AFTER ALLOCATION		123,539	62,404	137,800	131,649	142,818
TOTAL DEPT EXPENSES WITHOUT LABOR		91,008	47,233	102,800	99,645	107,818

DEPARTMENT EXPENSE SUMMARY
Budget Fiscal Year 2013/14

076000
Repeaters
M.Iverson

Account	Description	2011/12 Actual	2012/13 Dec YTD	2012/13 Budget	2012/13 Projected	2013/14 Budget
53150	Direct Labor	435,454	254,803	430,000	537,537	500,000
53199	Labor - Students (HR Only) & Contract Retirees	0	0	0	0	0
53550	Labor - Standby	0	0	0	0	0
54120	Direct Materials	18,664	5,601	20,000	11,815	20,000
54121	Department Furniture & Non-Electronic Equip	0	0	0	0	0
54122	Electronic / Computer Equipt and Software	1,508	80	0	168	0
54123	Meter Material	0	0	0	0	0
54124	Safety Supplies & Small Safety Tools	9	0	0	0	0
54125	New Computer Workstations	220	0	0	0	0
54126	Replacement Computer Workstations	0	0	0	0	0
54127	Network Materials	30,381	0	20,000	0	20,000
54140	Inventory Materials	883	4,196	2,000	8,853	5,000
54244	Oils & Lubricants	0	0	0	0	0
54245	Tires	0	0	0	0	0
54246	Diesel	0	0	0	0	0
54247	Natural Gas / Propane	0	0	0	0	0
54248	Gasoline	0	0	0	0	0
54343	Auto Parts	0	0	0	0	0
54344	Equipment Parts - Other	0	0	0	0	0
54446	Tools (All)	0	0	0	0	0
54568	Inventory-Sales Tax	0	0	0	0	0
54569	Inventory-Freight	0	0	0	0	0
55170	Electric Power	1,897	1,303	3,000	2,749	3,000
55271	Natural Gas	0	0	0	0	0
55373	Telephone	16,170	8,500	17,000	17,932	18,000
55472	Other Utilities	0	0	0	0	0
56160	Outside Services	23,193	1,560	25,000	3,291	25,000
56161	Temporary Services	0	0	0	0	0
56162	Repairs - Radio	497	0	2,500	0	0
56163	Security Services	0	0	0	0	0
56174	Repairs-Automotive	0	0	0	0	0
56177	Repairs-All Outside	1,993	0	2,500	0	2,500
56178	Major Maint & Repair - Planned	0	0	0	0	0
56179	Major Maint & Repair - Unplanned	0	0	0	0	0
56180	Janitorial Services	0	0	0	0	0
56181	Refuse and Waste Hauling	0	0	0	0	0
56227	Network Services	11,280	0	10,000	0	10,000
56265	Computer Consulting & Programming	0	0	0	0	0
56266	Consultants - Other	0	0	0	0	0
56267	Consultants - Engineering	0	0	0	0	0
56268	Safety Consultants	0	0	0	0	0
56430	Air Quality Compliance Costs	0	0	0	0	0
56434	Tests - Outside Lab Services	0	0	0	0	0
56463	Tests - EMWD Laboratory	0	0	0	0	0
56560	Postage	0	0	0	0	0
56565	Insurance	0	0	0	0	0
56768	Outside Permit Fees	741	674	2,000	1,422	1,500
56770	SCAQMD Fees	416	426	0	900	500
56775	Taxes & Assessments	0	0	0	0	0
56900	Election Expense	0	0	0	0	0
57000	Agency Contributions	0	0	0	0	0
57130	Outside Equipment Rental	0	0	0	0	0
57131	Space Rent	0	0	0	0	0
57133	Maintenance Contracts	2,261	473	3,000	998	3,000
57134	Software Maintenance Contracts	0	0	0	0	0
57235	Equipment Rental - EMWD Vehicle Pool	0	274	0	577	0
57237	Work Clothes Rental - OMC only	0	0	0	0	0
58121	Conference Fees	0	0	0	0	0
58122	Technical Training - In House	0	0	0	0	0
58123	Technical Training - Outside	0	0	0	0	0
58124	Safety Training	0	0	0	0	0
58161	Employee Travel-Expense	0	0	0	0	0
58163	Dues & Memberships	0	0	0	0	0
58164	Subscriptions	0	0	0	0	0
58240	Legal Fees	0	0	0	0	0
58250	Legal Fees - Other	0	0	0	0	0
58930	Banking Service Fees	0	0	0	0	0
TOTAL DEPARTMENT EXPENSES		545,567	277,890	537,000	586,242	608,500
59080	DEPT CREDITS - LAB (749)	0	0	0	0	0
59082	DEPT CREDITS - WAREHOUSE (764)	0	0	0	0	0
59084	DEPT CREDITS - MAPS (735)	0	0	0	0	0
59085	DEPT CREDIT - MATERIAL FAB (763, 765)	0	0	0	0	0
59086	DEPT CREDIT	0	0	0	0	0
59170	Engineering Overhead Charged (731 & 732)	0	0	0	0	0
59190	Allocated to Service Areas (formula)	0	0	0	0	0
59200	Engineering (over) under charged (731 & 732)	0	0	0	0	0
NET AFTER ALLOCATION		545,567	277,890	537,000	586,242	608,500
TOTAL DEPT EXPENSES WITHOUT LABOR		110,113	23,087	107,000	48,705	108,500

SHOP SERVICES

Fiscal Year 2013-2014

Mission Statement

The mission of Shop Services is to ensure the highest quality of service, efficiency, and reliability of fleet equipment, fueling facility, fabrication support, and internal crane operations possible at the most cost effective rate to District staff and the community through the implementation of full-range, in-house services and maintenance programs, in accordance with applicable laws, regulations, and District policies.

Roles and Responsibilities

Fleet services is responsible for District Fleet asset management including vehicle specification, acquisition/disposal, DMV licensing services, vehicle maintenance/repair, mandatory inspections/certifications, fueling site maintenance and operations, fleet asset management, and the majority of fleet parts procurement.

The Fabrication and Machine Shop is responsible for various needed new fabrication or machine work required throughout the District. This includes new designs and fabrication of parts for obsolete equipment repair.

The Paint Shop provides vehicle body and paint repair along with any needed industrial sandblasting and coating of District equipment as needed.

The Internal Service Fund is comprised of the functions of fleet repair and maintenance; fuel procurement, storage, and distribution; and vehicle replacement and outfitting. Fund costs are comprised of two components: maintenance/service and capital replacement. Costs are reimbursed to the Internal Service Fund through charges assessed to user departments based on an assigned inventory of fleet units or by allocation of shared units.

Accomplishments in FY 2012/13

- ◆ Implemented a customer satisfaction survey using satisfaction cards and maintained a >98% Excellent rating with responding customers.
- ◆ Full AQMD, CARB, EPA, and CHP monitored DOT compliance with all rules and regulations
- ◆ Transitioned to a new Fleet Manager and Supervisor

Budget Constraints and Key Variances

For FY 2013/14, Variances include.

- ◆ Replacement of Fleet vehicles that have been deferred over the past few years.
- ◆ Fueling system upgrades for both management efficiency and regulatory compliance. This includes gasoline and propane storage systems.
- ◆ Fuel costs are an estimate of actual fuel costs based on current fuel prices and predicted trends. While fuel budget for FY 2012/13 was under budget, the projected budget for FY 2013/14 will remain equal to last year.
- ◆ Shifting of vehicle cost through leasing from vehicle capital budget to vehicle rental costs.
- ◆ The insurance cost increases were not factored into the previous two budgets.

SHOP SERVICES

Fiscal Year 2013-2014

Goals and Objectives for FY 2013/14

- ◆ Installation of fuel monitoring system upgrades at all RWRf fueling stations for improved accountability and efficiency.
- ◆ Installation of Phase 1 EVR evaporative emission control systems on all District Fueling sites as required by AQMD Rule 461.
- ◆ Link Fuel Force and RTA software systems for complete vehicle cost monitoring within RTA.
- ◆ Perform utilization and maintenance cost studies to re-evaluate the District's vehicle use and replacement criteria.
- ◆ Begin replacement of emergency generators so that all are replaced before AQMD mandated January 2017 deadline.

Department Summary

Shop Services	2012/13		2013/14		Budget to Budget Variance	
	Budget		Budget		\$	%
Wages	\$ 954,844	\$	1,066,011	\$	111,167	11.6%
Benefits	553,082		607,749		54,667	9.9%
Total Wages & Benefits	\$ 1,507,926	\$	1,673,760	\$	165,834	11.0%
Materials & Supplies	1,888,345		1,886,687		(1,658)	-0.1%
Utilities	-		-		-	
Outside Services	429,000		539,052		110,052	25.7%
Rents & Leases	51,700		72,570		20,870	40.4%
Administrative Expenses	-		3,316		3,316	100.0%
Reimbursed Expenses	(2,000)		(4,400)		(2,400)	-120.0%
Total Non-Labor Expenses	2,367,045		2,497,225		130,180	5.5%
Total Department Expense	\$ 3,874,971	\$	4,170,985	\$	296,014	7.6%
Allocation of Wages & Benefits To:						
Capital Projects	\$ 402,748	\$	468,292	\$	65,544	16.3%
Plants & Service Areas	685,473		870,716		185,243	27.0%
Department General & Administrative	419,705		334,752		(84,953)	-20.2%
Total Wages & Benefits	\$ 1,507,926	\$	1,673,760	\$	165,834	11.0%
Number of Authorized Positions	15		16		1	6.7%

Position Changes

For FY 2013/14 there is an increase of one position. The Fleet Services Supervisor position was originally budgeted for elimination during FY 2012/13 but subsequently was kept. There is also an anticipated upgrade in one of the Fabrication/Machinist positions to a Lead position.

DEPARTMENT EXPENSE SUMMARY
Budget Fiscal Year 2013/14

851-763
Fabrication Shop
D.Lehman

Account	Description	2011/12 Actual	2012/13 Dec YTD	2012/13 Budget	2012/13 Projected	2013/14 Budget
53150	Direct Labor	50,303	26,804	65,347	56,546	66,770
53199	Labor - Students (HR Only) & Contract Retirees	0	0	0	0	0
53550	Labor - Standby	0	0	0	0	0
54120	Direct Materials	18,980	4,819	10,000	10,167	10,000
54121	Department Furniture & Non-Electronic Equip	0	1,115	675	2,352	420
54122	Electronic / Computer Equip and Software	0	0	500	0	150
54123	Meter Material	0	0	0	0	0
54124	Safety Supplies & Small Safety Tools	326	176	500	370	500
54125	New Computer Workstations	0	0	0	0	2,200
54126	Replacement Computer Workstations	0	0	1,270	0	375
54127	Network Materials	0	0	0	0	0
54140	Inventory Materials	1,266	1,054	1,000	2,224	2,200
54244	Oils & Lubricants	0	36	0	77	50
54245	Tires	0	0	0	0	0
54246	Diesel	0	0	0	0	0
54247	Natural Gas / Propane	0	0	0	0	0
54248	Gasoline	0	0	0	0	0
54343	Auto Parts	0	0	0	0	0
54344	Equipment Parts - Other	0	0	0	0	0
54446	Tools (All)	4,918	4,040	10,900	8,524	10,900
54568	Inventory-Sales Tax	0	0	0	0	0
54569	Inventory-Freight	0	0	0	0	0
55170	Electric Power	0	0	0	0	0
55271	Natural Gas	0	0	0	0	0
55373	Telephone	0	0	0	0	0
55472	Other Utilities	0	0	0	0	0
56160	Outside Services	707	241	500	508	500
56161	Temporary Services	0	0	0	0	0
56162	Repairs - Radio	0	0	0	0	0
56163	Security Services	0	0	0	0	0
56174	Repairs-Automotive	0	0	0	0	0
56177	Repairs-All Outside	138	0	0	0	0
56178	Major Maint & Repair - Planned	0	0	0	0	0
56179	Major Maint & Repair - Unplanned	0	0	0	0	0
56180	Janitorial Services	0	0	0	0	0
56181	Refuse and Waste Hauling	1,130	364	0	767	800
56227	Network Services	0	0	0	0	0
56265	Computer Consulting & Programming	0	0	0	0	0
56266	Consultants - Other	0	0	0	0	0
56267	Consultants - Engineering	0	0	0	0	0
56268	Safety Consultants	0	0	0	0	0
56430	Air Quality Compliance Costs	0	0	0	0	0
56434	Tests - Outside Lab Services	0	0	0	0	0
56463	Tests - EMWD Laboratory	0	0	0	0	0
56560	Postage	0	0	0	0	0
56565	Insurance	0	0	0	0	0
56768	Outside Permit Fees	0	0	0	0	0
56770	SCAQMD Fees	0	0	0	0	0
56775	Taxes & Assessments	0	0	0	0	0
56900	Election Expense	0	0	0	0	0
57000	Agency Contributions	0	0	0	0	0
57130	Outside Equipment Rental	45	0	0	0	0
57131	Space Rent	0	0	0	0	0
57133	Maintenance Contracts	0	0	0	0	0
57134	Software Maintenance Contracts	0	0	0	0	0
57235	Equipment Rental - EMWD Vehicle Pool	395	0	500	0	0
57237	Work Clothes Rental - OMC only	0	0	0	0	0
58121	Conference Fees	0	0	0	0	0
58122	Technical Training - In House	0	0	0	0	0
58123	Technical Training - Outside	0	312	0	657	0
58124	Safety Training	0	0	0	0	0
58161	Employee Travel-Expense	0	55	0	116	0
58163	Dues & Memberships	0	0	0	0	0
58164	Subscriptions	0	0	0	0	0
58240	Legal Fees	0	0	0	0	0
58250	Legal Fees - Other	0	0	0	0	0
58930	Banking Service Fees	0	0	0	0	0
TOTAL DEPARTMENT EXPENSES		78,209	39,016	91,192	82,308	94,865
59080	DEPT CREDITS - LAB (749)	0	0	0	0	0
59082	DEPT CREDITS - WAREHOUSE (764)	0	0	0	0	0
59084	DEPT CREDITS - MAPS (735)	0	0	0	0	0
59085	DEPT CREDIT - MATERIAL FAB (763, 765)	(4,881)	(2,100)	(2,000)	(4,430)	(4,400)
59086	DEPT CREDIT	0	0	0	0	0
59170	Engineering Overhead Charged (731 & 732)	0	0	0	0	0
59190	Allocated to Service Areas (formula)	0	0	0	0	0
59200	Engineering (over) under charged (731 & 732)	0	0	0	0	0
NET AFTER ALLOCATION		73,327	36,916	89,192	77,878	90,465
TOTAL DEPT EXPENSES WITHOUT LABOR		23,025	10,112	23,845	21,332	23,695

DEPARTMENT EXPENSE SUMMARY
Budget Fiscal Year 2013/14

851-7745
Vehicle Centers
D.Lehman

Account	Description	2011/12 Actual	2012/13 Dec YTD	2012/13 Budget	2012/13 Projected	2013/14 Budget
53150	Direct Labor	21,462	8,243	0	17,390	0
53199	Labor - Students (HR Only) & Contract Retirees	0	0	0	0	0
53550	Labor - Standby	0	0	0	0	0
54120	Direct Materials	11,684	10,787	20,000	22,757	20,000
54121	Department Furniture & Non-Electronic Equip	0	0	0	0	0
54122	Electronic / Computer Equipt and Software	0	0	0	0	0
54123	Meter Material	0	0	0	0	0
54124	Safety Supplies & Small Safety Tools	0	0	0	0	0
54125	New Computer Workstations	0	0	0	0	0
54126	Replacement Computer Workstations	0	0	0	0	0
54127	Network Materials	0	0	0	0	0
54140	Inventory Materials	1,885	4,655	5,000	9,820	5,000
54244	Oils & Lubricants	1,124	1,393	1,000	2,940	3,000
54245	Tires	60,943	42,089	60,000	88,791	90,000
54246	Diesel	0	0	0	0	0
54247	Natural Gas / Propane	0	0	0	0	0
54248	Gasoline	5	0	0	0	0
54343	Auto Parts	233,276	134,245	250,000	283,206	280,000
54344	Equipment Parts - Other	0	1,146	0	2,418	0
54446	Tools (All)	0	0	0	0	0
54568	Inventory-Sales Tax	0	0	0	0	0
54569	Inventory-Freight	0	0	0	0	0
55170	Electric Power	0	0	0	0	0
55271	Natural Gas	0	0	0	0	0
55373	Telephone	0	0	0	0	0
55472	Other Utilities	0	0	0	0	0
56160	Outside Services	993	1,070	2,000	2,258	2,000
56161	Temporary Services	0	0	0	0	0
56162	Repairs - Radio	0	0	0	0	0
56163	Security Services	0	0	0	0	0
56174	Repairs-Automotive	23,691	5,032	10,000	10,615	10,000
56177	Repairs-All Outside	5,848	0	1,500	0	1,500
56178	Major Maint & Repair - Planned	0	0	0	0	0
56179	Major Maint & Repair - Unplanned	0	0	0	0	0
56180	Janitorial Services	0	0	0	0	0
56181	Refuse and Waste Hauling	0	0	0	0	0
56227	Network Services	0	0	0	0	0
56265	Computer Consulting & Programming	0	0	0	0	0
56266	Consultants - Other	0	0	0	0	0
56267	Consultants - Engineering	0	0	0	0	0
56268	Safety Consultants	0	0	0	0	0
56430	Air Quality Compliance Costs	0	0	0	0	0
56434	Tests - Outside Lab Services	0	0	0	0	0
56463	Tests - EMWD Laboratory	0	0	0	0	0
56560	Postage	0	0	0	0	0
56565	Insurance	1,073	0	0	0	0
56768	Outside Permit Fees	0	0	0	0	0
56770	SCAQMD Fees	3,587	3,053	5,000	6,440	5,000
56775	Taxes & Assessments	0	0	0	0	0
56900	Election Expense	0	0	0	0	0
57000	Agency Contributions	0	0	0	0	0
57130	Outside Equipment Rental	1,690	4,579	0	9,660	21,400
57131	Space Rent	0	0	0	0	0
57133	Maintenance Contracts	0	0	0	0	0
57134	Software Maintenance Contracts	0	0	0	0	0
57235	Equipment Rental - EMWD Vehicle Pool	1,076	401	1,700	847	1,000
57237	Work Clothes Rental - OMC only	0	0	0	0	0
58121	Conference Fees	0	0	0	0	0
58122	Technical Training - In House	0	0	0	0	0
58123	Technical Training - Outside	0	0	0	0	0
58124	Safety Training	0	0	0	0	0
58161	Employee Travel-Expense	0	0	0	0	0
58163	Dues & Memberships	0	0	0	0	0
58164	Subscriptions	0	0	0	0	0
58240	Legal Fees	0	0	0	0	0
58250	Legal Fees - Other	0	0	0	0	0
58930	Banking Service Fees	0	0	0	0	0
TOTAL DEPARTMENT EXPENSES		368,336	216,694	356,200	457,142	438,900
59080	DEPT CREDITS - LAB (749)	0	0	0	0	0
59082	DEPT CREDITS - WAREHOUSE (764)	0	0	0	0	0
59084	DEPT CREDITS - MAPS (735)	0	0	0	0	0
59085	DEPT CREDIT - MATERIAL FAB (763, 765)	0	0	0	0	0
59086	DEPT CREDIT	0	0	0	0	0
59170	Engineering Overhead Charged (731 & 732)	0	0	0	0	0
59190	Allocated to Service Areas (formula)	0	0	0	0	0
59200	Engineering (over) under charged (731 & 732)	0	0	0	0	0
NET AFTER ALLOCATION		368,336	216,694	356,200	457,142	438,900
TOTAL DEPT EXPENSES WITHOUT LABOR		346,874	208,451	356,200	439,752	438,900

DEPARTMENT EXPENSE SUMMARY
Budget Fiscal Year 2013/14

851-7785
Fuel Station
D.Lehman

Account	Description	2011/12 Actual	2012/13 Dec YTD	2012/13 Budget	2012/13 Projected	2013/14 Budget
53150	Direct Labor	12,317	5,358	0	11,302	0
53199	Labor - Students (HR Only) & Contract Retirees	0	0	0	0	0
53550	Labor - Standby	0	0	0	0	0
54120	Direct Materials	2,017	617	4,000	1,301	4,000
54121	Department Furniture & Non-Electronic Equip	0	0	0	0	0
54122	Electronic / Computer Equipt and Software	0	0	4,000	4,000	0
54123	Meter Material	0	0	0	0	0
54124	Safety Supplies & Small Safety Tools	0	30	0	62	200
54125	New Computer Workstations	0	0	0	0	0
54126	Replacement Computer Workstations	0	0	0	0	0
54127	Network Materials	0	0	0	0	0
54140	Inventory Materials	304	0	500	0	500
54244	Oils & Lubricants	0	0	0	0	0
54245	Tires	0	0	0	0	0
54246	Diesel	285,406	121,390	365,000	256,086	365,000
54247	Natural Gas / Propane	4,526	990	6,000	2,088	3,830
54248	Gasoline	829,644	413,148	1,000,000	871,583	1,000,000
54343	Auto Parts	0	0	250	0	0
54344	Equipment Parts - Other	0	0	0	0	0
54446	Tools (All)	0	0	0	0	0
54568	Inventory-Sales Tax	0	0	0	0	0
54569	Inventory-Freight	0	0	0	0	0
55170	Electric Power	0	0	0	0	0
55271	Natural Gas	0	0	0	0	0
55373	Telephone	0	0	0	0	0
55472	Other Utilities	0	0	0	0	0
56160	Outside Services	4,800	6,618	4,000	13,962	7,000
56161	Temporary Services	0	0	0	0	0
56162	Repairs - Radio	0	0	0	0	0
56163	Security Services	0	0	0	0	0
56174	Repairs-Automotive	0	0	0	0	0
56177	Repairs-All Outside	0	0	0	0	0
56178	Major Maint & Repair - Planned	0	0	0	0	0
56179	Major Maint & Repair - Unplanned	0	0	0	0	0
56180	Janitorial Services	0	0	0	0	0
56181	Refuse and Waste Hauling	0	0	0	0	0
56227	Network Services	0	0	0	0	0
56265	Computer Consulting & Programming	0	0	0	0	0
56266	Consultants - Other	0	0	0	0	0
56267	Consultants - Engineering	0	0	0	0	0
56268	Safety Consultants	0	0	0	0	0
56430	Air Quality Compliance Costs	0	0	0	0	0
56434	Tests - Outside Lab Services	0	0	0	0	0
56463	Tests - EMWD Laboratory	0	0	0	0	0
56560	Postage	0	0	0	0	0
56565	Insurance	0	0	0	0	0
56768	Outside Permit Fees	600	648	0	1,367	1,500
56770	SCAQMD Fees	0	0	0	0	0
56775	Taxes & Assessments	0	0	0	0	0
56900	Election Expense	0	0	0	0	0
57000	Agency Contributions	0	0	0	0	0
57130	Outside Equipment Rental	0	0	0	0	0
57131	Space Rent	0	0	0	0	0
57133	Maintenance Contracts	0	0	0	0	0
57134	Software Maintenance Contracts	0	0	0	0	2,290
57235	Equipment Rental - EMWD Vehicle Pool	0	0	0	0	0
57237	Work Clothes Rental - OMC only	0	0	0	0	0
58121	Conference Fees	0	0	0	0	0
58122	Technical Training - In House	0	0	0	0	0
58123	Technical Training - Outside	0	0	0	0	0
58124	Safety Training	0	0	0	0	0
58161	Employee Travel-Expense	0	0	0	0	0
58163	Dues & Memberships	0	0	0	0	0
58164	Subscriptions	0	0	0	0	1,116
58240	Legal Fees	0	0	0	0	0
58250	Legal Fees - Other	0	0	0	0	0
58930	Banking Service Fees	0	0	0	0	0
TOTAL DEPARTMENT EXPENSES		1,139,613	548,797	1,383,750	1,161,751	1,385,436
59080	DEPT CREDITS - LAB (749)	0	0	0	0	0
59082	DEPT CREDITS - WAREHOUSE (764)	0	0	0	0	0
59084	DEPT CREDITS - MAPS (735)	0	0	0	0	0
59085	DEPT CREDIT - MATERIAL FAB (763, 765)	0	0	0	0	0
59086	DEPT CREDIT	0	0	0	0	0
59170	Engineering Overhead Charged (731 & 732)	0	0	0	0	0
59190	Allocated to Service Areas (formula)	0	0	0	0	0
59200	Engineering (over) under charged (731 & 732)	0	0	0	0	0
NET AFTER ALLOCATION		1,139,613	548,797	1,383,750	1,161,751	1,385,436
TOTAL DEPT EXPENSES WITHOUT LABOR		1,127,296	543,440	1,383,750	1,150,449	1,385,436

DEPARTMENT EXPENSE SUMMARY
Budget Fiscal Year 2013/14

851-7786
Auto Shop Operations
D.Lehman

Account	Description	2011/12 Actual	2012/13 Dec YTD	2012/13 Budget	2012/13 Projected	2013/14 Budget
53150	Direct Labor	1,036,229	457,713	826,835	965,600	1,071,927
53199	Labor - Students (HR Only) & Contract Retirees	0	0	0	0	0
53550	Labor - Standby	0	0	0	0	0
54120	Direct Materials	30,929	10,055	31,000	21,211	25,000
54121	Department Furniture & Non-Electronic Equip	0	0	0	0	0
54122	Electronic / Computer Equipt and Software	0	0	0	0	0
54123	Meter Material	0	0	0	0	0
54124	Safety Supplies & Small Safety Tools	99	47	250	100	0
54125	New Computer Workstations	0	0	0	0	0
54126	Replacement Computer Workstations	0	0	0	0	0
54127	Network Materials	0	0	0	0	0
54140	Inventory Materials	10,038	1,245	5,000	2,626	3,000
54244	Oils & Lubricants	32,440	4,642	20,000	9,793	0
54245	Tires	2,071	0	3,000	0	0
54246	Diesel	0	0	0	0	0
54247	Natural Gas / Propane	0	0	0	0	0
54248	Gasoline	0	0	0	0	0
54343	Auto Parts	57,485	10,367	60,000	21,871	30,000
54344	Equipment Parts - Other	0	305	0	644	0
54446	Tools (All)	391	64	0	135	0
54568	Inventory-Sales Tax	0	0	0	0	0
54569	Inventory-Freight	0	0	0	0	0
55170	Electric Power	0	0	0	0	0
55271	Natural Gas	0	0	0	0	0
55373	Telephone	0	0	0	0	0
55472	Other Utilities	0	0	0	0	0
56160	Outside Services	114,023	56,962	100,000	120,167	100,000
56161	Temporary Services	0	0	0	0	0
56162	Repairs - Radio	0	854	0	1,801	0
56163	Security Services	0	0	0	0	0
56174	Repairs-Automotive	499	1,728	2,500	3,646	2,500
56177	Repairs-All Outside	0	1,132	0	2,388	2,500
56178	Major Maint & Repair - Planned	0	0	0	0	0
56179	Major Maint & Repair - Unplanned	0	0	0	0	0
56180	Janitorial Services	0	0	0	0	0
56181	Refuse and Waste Hauling	1,385	363	2,500	765	1,500
56227	Network Services	0	0	0	0	0
56265	Computer Consulting & Programming	0	0	0	0	0
56266	Consultants - Other	0	0	0	0	0
56267	Consultants - Engineering	0	0	0	0	0
56268	Safety Consultants	0	0	0	0	0
56430	Air Quality Compliance Costs	0	0	0	0	0
56434	Tests - Outside Lab Services	0	0	0	0	0
56463	Tests - EMWD Laboratory	0	0	0	0	0
56560	Postage	0	0	0	0	0
56565	Insurance	289,147	170,870	300,000	360,470	403,252
56768	Outside Permit Fees	0	0	0	0	0
56770	SCAQMD Fees	0	0	0	0	0
56775	Taxes & Assessments	0	0	0	0	0
56900	Election Expense	0	0	0	0	0
57000	Agency Contributions	0	0	0	0	0
57130	Outside Equipment Rental	0	0	0	0	0
57131	Space Rent	0	0	0	0	0
57133	Maintenance Contracts	0	0	0	0	0
57134	Software Maintenance Contracts	2,290	0	0	0	0
57235	Equipment Rental - EMWD Vehicle Pool	2,864	850	4,500	1,793	2,000
57237	Work Clothes Rental - OMC only	0	0	0	0	0
58121	Conference Fees	0	0	0	0	0
58122	Technical Training - In House	0	0	0	0	0
58123	Technical Training - Outside	0	0	0	0	0
58124	Safety Training	0	0	0	0	0
58161	Employee Travel-Expense	0	0	0	0	0
58163	Dues & Memberships	0	0	0	0	0
58164	Subscriptions	0	0	0	0	0
58240	Legal Fees	0	0	0	0	0
58250	Legal Fees - Other	0	0	0	0	0
58930	Banking Service Fees	0	0	0	0	0
TOTAL DEPARTMENT EXPENSES		1,579,889	717,197	1,355,585	1,513,010	1,641,679
59080	DEPT CREDITS - LAB (749)	0	0	0	0	0
59082	DEPT CREDITS - WAREHOUSE (764)	0	0	0	0	0
59084	DEPT CREDITS - MAPS (735)	0	0	0	0	0
59085	DEPT CREDIT - MATERIAL FAB (763, 765)	0	0	0	0	0
59086	DEPT CREDIT	0	0	0	0	0
59170	Engineering Overhead Charged (731 & 732)	0	0	0	0	0
59190	Allocated to Service Areas (formula)	0	0	0	0	0
59200	Engineering (over) under charged (731 & 732)	0	0	0	0	0
NET AFTER ALLOCATION		1,579,889	717,197	1,355,585	1,513,010	1,641,679
TOTAL DEPT EXPENSES WITHOUT LABOR		543,660	259,483	528,750	547,410	569,752

DEPARTMENT EXPENSE SUMMARY
Budget Fiscal Year 2013/14

851-7787
Auto Shop Overhead
D.Lehman

Account	Description	2011/12 Actual	2012/13 Dec YTD	2012/13 Budget	2012/13 Projected	2013/14 Budget
53150	Direct Labor	317,558	129,599	354,358	273,405	267,982
53199	Labor - Students (HR Only) & Contract Retirees	0	0	0	0	0
53550	Labor - Standby	0	0	0	0	0
54120	Direct Materials	783	3,299	1,000	6,959	3,000
54121	Department Furniture & Non-Electronic Equip	0	0	5,000	0	682
54122	Electronic / Computer Equip and Software	7,830	2,403	3,000	5,069	2,780
54123	Meter Material	0	0	0	0	0
54124	Safety Supplies & Small Safety Tools	2,488	2,464	1,500	5,198	3,000
54125	New Computer Workstations	0	0	0	0	2,200
54126	Replacement Computer Workstations	0	0	3,000	0	2,700
54127	Network Materials	0	0	0	0	0
54140	Inventory Materials	4,265	2,395	3,000	5,053	5,000
54244	Oils & Lubricants	47	1,233	0	2,600	0
54245	Tires	0	0	0	0	0
54246	Diesel	0	0	0	0	0
54247	Natural Gas / Propane	0	0	0	0	0
54248	Gasoline	0	0	0	0	0
54343	Auto Parts	729	238	0	502	0
54344	Equipment Parts - Other	0	0	0	0	0
54446	Tools (All)	6,610	162	12,000	342	11,000
54568	Inventory-Sales Tax	0	0	0	0	0
54569	Inventory-Freight	0	0	0	0	0
55170	Electric Power	0	0	0	0	0
55271	Natural Gas	0	0	0	0	0
55373	Telephone	0	0	0	0	0
55472	Other Utilities	0	0	0	0	0
56160	Outside Services	2,714	3,726	0	7,861	0
56161	Temporary Services	0	0	0	0	0
56162	Repairs - Radio	0	0	0	0	0
56163	Security Services	0	0	0	0	0
56174	Repairs-Automotive	0	0	0	0	0
56177	Repairs-All Outside	1,086	0	1,000	0	1,000
56178	Major Maint & Repair - Planned	0	0	0	0	0
56179	Major Maint & Repair - Unplanned	0	0	0	0	0
56180	Janitorial Services	0	0	0	0	0
56181	Refuse and Waste Hauling	0	0	0	0	0
56227	Network Services	0	0	0	0	0
56265	Computer Consulting & Programming	0	0	0	0	0
56266	Consultants - Other	0	0	0	0	0
56267	Consultants - Engineering	0	0	0	0	0
56268	Safety Consultants	0	0	0	0	0
56430	Air Quality Compliance Costs	0	0	0	0	0
56434	Tests - Outside Lab Services	0	0	0	0	0
56463	Tests - EMWD Laboratory	0	0	0	0	0
56560	Postage	0	0	0	0	0
56565	Insurance	0	0	0	0	0
56768	Outside Permit Fees	0	0	0	0	0
56770	SCAQMD Fees	0	0	0	0	0
56775	Taxes & Assessments	0	0	0	0	0
56900	Election Expense	0	0	0	0	0
57000	Agency Contributions	0	0	0	0	0
57130	Outside Equipment Rental	0	0	0	0	0
57131	Space Rent	0	0	0	0	0
57133	Maintenance Contracts	0	0	0	0	0
57134	Software Maintenance Contracts	2,100	0	0	0	2,880
57235	Equipment Rental - EMWD Vehicle Pool	50,849	20,238	45,000	42,694	43,000
57237	Work Clothes Rental - OMC only	0	0	0	0	0
58121	Conference Fees	0	0	0	0	0
58122	Technical Training - In House	0	0	0	0	0
58123	Technical Training - Outside	0	0	0	0	2,000
58124	Safety Training	0	0	0	0	0
58161	Employee Travel-Expense	0	0	0	0	200
58163	Dues & Memberships	0	0	0	0	0
58164	Subscriptions	126	0	0	0	0
58240	Legal Fees	0	0	0	0	0
58250	Legal Fees - Other	0	0	0	0	0
58930	Banking Service Fees	0	0	0	0	0
TOTAL DEPARTMENT EXPENSES		397,185	165,757	428,858	349,683	347,424
59080	DEPT CREDITS - LAB (749)	0	0	0	0	0
59082	DEPT CREDITS - WAREHOUSE (764)	0	0	0	0	0
59084	DEPT CREDITS - MAPS (735)	0	0	0	0	0
59085	DEPT CREDIT - MATERIAL FAB (763, 765)	0	0	0	0	0
59086	DEPT CREDIT	0	0	0	0	0
59170	Engineering Overhead Charged (731 & 732)	0	0	0	0	0
59190	Allocated to Service Areas (formula)	0	0	0	0	0
59200	Engineering (over) under charged (731 & 732)	0	0	0	0	0
NET AFTER ALLOCATION		397,185	165,757	428,858	349,683	347,424
TOTAL DEPT EXPENSES WITHOUT LABOR		79,627	36,158	74,500	76,278	79,442

WASTEWATER COLLECTION DEPARTMENT

Fiscal Year 2013-2014

Mission Statement

The mission of the Wastewater Collection Department is to provide our customers with timely collection and disposal of wastewater in a safe, professional, cost effective, and environmentally sound manner.

Roles and Responsibilities

The department is responsible for the maintenance and repair of the District's collection system. This includes line cleaning, line repair, and response to customer problems concerning blockages and odor problems.

Accomplishments in FY 2012/13

- ◆ No lost time due to industrial accidents.
- ◆ Maintained an overflow spill rate of less than 1 spill per 100 miles, which is 10 times better than agencies similar to the District in customers and service area.
- ◆ Began rehabilitation of 49 manholes in the Temecula area collection system.
- ◆ Overtime has been kept at a minimum and will continue to control overtime to the extent possible.
- ◆ Acquired a new vacuor used for RWRF and mainline work.

Budget Constraints and Key Variances

For FY 2013/14, there are no significant budget constraints or variances.

Goals and Objectives for FY 2013/14

- ◆ Operate within approved overtime budget.
- ◆ Reduce overflows and continue to strive for zero overflows.
- ◆ Work internally to establish Line Cleaning Maintenance application as part of the Maximo asset management system.
- ◆ Increase number of CWEA certified staff within the department.
- ◆ Rehabilitate 20 damaged manholes throughout the District.

Department Summary

Wastewater Collection Department	2012/13		2013/14		Budget to Budget Variance	
	Budget		Budget		\$	%
Wages	\$ 1,130,609		\$ 1,128,325		\$ (2,284)	-0.2%
Benefits	558,083		561,879		3,796	0.7%
Total Wages & Benefits	\$ 1,688,692		\$ 1,690,204		\$ 1,512	0.1%
Materials & Supplies	39,241		39,090		(151)	-0.4%
Utilities	-		-		-	
Outside Services	2,000		19,000		17,000	850.0%
Rents & Leases	200,000		168,000		(32,000)	-16.0%
Administrative Expenses	5,735		5,100		(635)	-11.1%
Reimbursed Expenses	-		-		-	
Total Non-Labor Expenses	246,976		231,190		(15,786)	-6.4%
Total Department Expense	\$ 1,935,668		\$ 1,921,394		\$ (14,274)	-0.7%
Allocation of Wages & Benefits To:						
Capital Projects	\$ 356,027		\$ 328,741		\$ (27,286)	-7.7%
Plants & Service Areas	979,075		904,037		(75,038)	-7.7%
Department General & Administrative	353,590		457,426		103,836	29.4%
Total Wages & Benefits	\$ 1,688,692		\$ 1,690,204		\$ 1,512	0.1%
Number of Authorized Positions	15		15		-	0.0%

Position Changes

For FY 2013/14, there are no changes in the number of authorized positions.

DEPARTMENT EXPENSE SUMMARY
Budget Fiscal Year 2013/14

853-746
Wastewater Collection Department
M.Chamberlin

Account	Description	2011/12 Actual	2012/13 Dec YTD	2012/13 Budget	2012/13 Projected	2013/14 Budget
53150	Direct Labor	284,125	176,495	307,090	372,337	410,926
53199	Labor - Students (HR Only) & Contract Retirees	0	0	0	0	0
53550	Labor - Standby	41,310	19,288	46,500	40,690	46,500
54120	Direct Materials	5,346	4,204	6,000	8,869	9,000
54121	Department Furniture & Non-Electronic Equip	2,897	0	1,341	0	1,000
54122	Electronic / Computer Equip and Software	1,030	376	340	794	1,090
54123	Meter Material	0	0	0	0	0
54124	Safety Supplies & Small Safety Tools	15,156	6,955	13,000	14,672	15,000
54125	New Computer Workstations	0	0	0	0	0
54126	Replacement Computer Workstations	3,114	0	2,560	0	0
54127	Network Materials	0	0	0	0	0
54140	Inventory Materials	8,881	3,790	12,000	7,996	8,000
54244	Oils & Lubricants	0	0	0	0	0
54245	Tires	0	0	0	0	0
54246	Diesel	0	0	0	0	0
54247	Natural Gas / Propane	0	0	0	0	0
54248	Gasoline	0	0	0	0	0
54343	Auto Parts	0	0	0	0	0
54344	Equipment Parts - Other	0	0	0	0	0
54446	Tools (All)	4,319	2,304	4,000	4,860	5,000
54568	Inventory-Sales Tax	0	0	0	0	0
54569	Inventory-Freight	0	0	0	0	0
55170	Electric Power	0	0	0	0	0
55271	Natural Gas	0	0	0	0	0
55373	Telephone	0	0	0	0	0
55472	Other Utilities	0	0	0	0	0
56160	Outside Services	1,653	2,242	2,000	4,731	4,000
56161	Temporary Services	0	0	0	0	0
56162	Repairs - Radio	0	0	0	0	0
56163	Security Services	0	0	0	0	0
56174	Repairs-Automotive	0	0	0	0	0
56177	Repairs-All Outside	0	0	0	0	0
56178	Major Maint & Repair - Planned	0	0	0	0	0
56179	Major Maint & Repair - Unplanned	0	0	0	0	0
56180	Janitorial Services	0	0	0	0	0
56181	Refuse and Waste Hauling	0	0	0	0	0
56227	Network Services	0	0	0	0	0
56265	Computer Consulting & Programming	0	0	0	0	0
56266	Consultants - Other	0	0	0	0	0
56267	Consultants - Engineering	0	0	0	0	15,000
56268	Safety Consultants	0	0	0	0	0
56430	Air Quality Compliance Costs	0	0	0	0	0
56434	Tests - Outside Lab Services	0	0	0	0	0
56463	Tests - EMWD Laboratory	0	0	0	0	0
56560	Postage	0	0	0	0	0
56565	Insurance	0	0	0	0	0
56768	Outside Permit Fees	0	0	0	0	0
56770	SCAQMD Fees	0	0	0	0	0
56775	Taxes & Assessments	0	0	0	0	0
56900	Election Expense	0	0	0	0	0
57000	Agency Contributions	0	0	0	0	0
57130	Outside Equipment Rental	0	0	0	0	0
57131	Space Rent	0	0	0	0	0
57133	Maintenance Contracts	0	0	0	0	0
57134	Software Maintenance Contracts	0	0	0	0	0
57235	Equipment Rental - EMWD Vehicle Pool	181,913	79,426	200,000	167,557	168,000
57237	Work Clothes Rental - OMC only	0	0	0	0	0
58121	Conference Fees	805	155	1,850	327	1,000
58122	Technical Training - In House	0	0	0	0	0
58123	Technical Training - Outside	0	0	0	0	500
58124	Safety Training	0	0	0	0	0
58161	Employee Travel-Expense	2,664	1,094	2,100	2,309	2,500
58163	Dues & Memberships	704	485	1,785	1,023	1,100
58164	Subscriptions	0	0	0	0	0
58240	Legal Fees	0	0	0	0	0
58250	Legal Fees - Other	0	0	0	0	0
58930	Banking Service Fees	0	0	0	0	0
TOTAL DEPARTMENT EXPENSES		553,917	296,814	600,566	626,165	688,616
59080	DEPT CREDITS - LAB (749)	0	0	0	0	0
59082	DEPT CREDITS - WAREHOUSE (764)	0	0	0	0	0
59084	DEPT CREDITS - MAPS (735)	0	0	0	0	0
59085	DEPT CREDIT - MATERIAL FAB (763, 765)	0	0	0	0	0
59086	DEPT CREDIT	0	0	0	0	0
59170	Engineering Overhead Charged (731 & 732)	0	0	0	0	0
59190	Allocated to Service Areas (formula)	(553,917)	(296,814)	(600,566)	(626,165)	(688,616)
59200	Engineering (over) under charged (731 & 732)	0	0	0	0	0
NET AFTER ALLOCATION		0	0	0	0	0
TOTAL DEPT EXPENSES WITHOUT LABOR		228,483	101,031	246,976	213,138	231,190

MECHANICAL SERVICES DEPARTMENT

Fiscal Year 2013-2014

Mission Statement

The mission of the Mechanical Services Department is to provide “best in class” mechanical service support while maintaining a high state of readiness and reliability for the District’s water and wastewater facilities.

Roles and Responsibilities

The Mechanical Services Department is responsible for the installation, maintenance, repair, and servicing of mechanical equipment and machinery used in the production, treatment, storage, collection and distribution of potable, recycled, and wastewater systems.

Accomplishments in FY 2012/13

- ◆ Installation of new replacement pumps at Winchester and Pala Lift Stations.
- ◆ Installation of new replacement pumps at the Brine Pump Station.
- ◆ Installed portable pumping trailers at Western Way Pump Station site so the obsolete Cajalco Booster can be abandoned.
- ◆ Staff was awarded \$2,000.00 for SJRWRF Digester Gas Engine EQIP Project.

Budget Constraints and Key Variances

For FY 2013/14, variances to proposed tool, overtime budgets by others. Challenges facing the department include: a reduction in staff within the Lift Station Group. Normal, routine work activities may not be completed as scheduled, which could negatively impact the overtime budget. Additional constraints are: long lead time on some parts and material. Additional expense to expedite parts and material shipments are required. Regulatory rules and regulations from agencies such as AQMD often result in additional challenges for the Mechanical Services Department and higher O&M costs to the District.

Goals and Objectives for FY 2013/14

- ◆ Operate within approved overtime budget.
- ◆ Pump replacements at Morton Lift Station
- ◆ Pump and motor replacement at Vista Booster
- ◆ Well 29 rehabilitation project
- ◆ Reach 4 pressurization spare pump replacement
- ◆ Install and test new digester gas blend system on the blower engines located at TVRWRF.
- ◆ Install and test new engine controller at Heacock Booster.
- ◆ Install and assist in the testing of the Tecogen engine emission controller at Heacock Booster.
- ◆ Engine emission tests - 75% or greater with passing results.
- ◆ Replace existing pumps at Sun City Lift.

MECHANICAL SERVICES DEPARTMENT

Fiscal Year 2013-2014

Department Summary

Mechanical Services	2012/13		2013/14		Budget to Budget Variance	
	Budget		Budget		\$	%
Wages	\$ 2,205,293	\$	2,234,354	\$	29,061	1.3%
Benefits	1,193,944		1,199,662		5,718	0.5%
Total Wages & Benefits	\$ 3,399,237	\$	3,434,016	\$	34,779	1.0%
Materials & Supplies	172,550		145,717		(26,833)	-15.6%
Utilities	-		-		-	
Outside Services	45,250		71,000		25,750	56.9%
Rents & Leases	640,500		666,500		26,000	4.1%
Administrative Expenses	7,000		10,000		3,000	42.9%
Reimbursed Expenses	-		-		-	
Total Non-Labor Expenses	865,300		893,217		27,917	3.2%
Total Department Expense	\$ 4,264,537	\$	4,327,233	\$	62,696	1.5%
Allocation of Wages & Benefits To:						
Capital Projects	\$ 670,807	\$	678,803	\$	7,996	1.2%
Plants & Service Areas	1,844,721		1,866,709		21,988	1.2%
Department General & Administrative	883,709		888,504		4,795	0.5%
Total Wages & Benefits	\$ 3,399,237	\$	3,434,016	\$	34,779	1.0%
Number of Authorized Positions	29		29		-	0.0%

Position Changes

For FY 2013/14, there are no changes in the number of positions. An existing vacant position within the Lift Station Group needs to be filled this budget year.

DEPARTMENT EXPENSE SUMMARY
Budget Fiscal Year 2013/14

854-745
Mechanical Services
E.Reber

Account	Description	2011/12 Actual	2012/13 Dec YTD	2012/13 Budget	2012/13 Projected	2013/14 Budget
53150	Direct Labor	845,807	483,029	838,509	1,019,006	848,504
53199	Labor - Students (HR Only) & Contract Retirees	0	0	0	0	0
53550	Labor - Standby	38,643	18,031	45,200	38,039	40,000
54120	Direct Materials	45,645	19,002	65,000	40,086	50,000
54121	Department Furniture & Non-Electronic Equip	0	0	1,850	0	1,412
54122	Electronic / Computer Equip and Software	3,354	2,412	4,300	5,089	770
54123	Meter Material	0	0	0	0	0
54124	Safety Supplies & Small Safety Tools	13,552	6,500	15,000	13,712	15,000
54125	New Computer Workstations	0	0	2,200	0	0
54126	Replacement Computer Workstations	3,710	2,955	6,600	6,234	35
54127	Network Materials	0	0	0	0	0
54140	Inventory Materials	24,941	13,242	40,000	27,935	35,000
54244	Oils & Lubricants	50	1,640	100	3,460	3,500
54245	Tires	0	0	0	0	0
54246	Diesel	0	0	0	0	0
54247	Natural Gas / Propane	0	0	0	0	0
54248	Gasoline	0	0	0	0	0
54343	Auto Parts	0	0	0	0	0
54344	Equipment Parts - Other	0	0	0	0	0
54446	Tools (All)	22,132	21,667	37,500	45,710	40,000
54568	Inventory-Sales Tax	0	0	0	0	0
54569	Inventory-Freight	0	0	0	0	0
55170	Electric Power	0	0	0	0	0
55271	Natural Gas	0	0	0	0	0
55373	Telephone	0	0	0	0	0
55472	Other Utilities	0	0	0	0	0
56160	Outside Services	13,832	16,913	8,000	35,680	35,000
56161	Temporary Services	0	0	0	0	0
56162	Repairs - Radio	0	0	0	0	0
56163	Security Services	0	0	0	0	0
56174	Repairs-Automotive	0	0	0	0	0
56177	Repairs-All Outside	31,336	9,367	35,500	19,761	35,000
56178	Major Maint & Repair - Planned	0	0	0	0	0
56179	Major Maint & Repair - Unplanned	0	0	0	0	0
56180	Janitorial Services	0	0	0	0	0
56181	Refuse and Waste Hauling	1,624	363	1,750	765	1,000
56227	Network Services	0	0	0	0	0
56265	Computer Consulting & Programming	0	0	0	0	0
56266	Consultants - Other	0	0	0	0	0
56267	Consultants - Engineering	0	0	0	0	0
56268	Safety Consultants	0	0	0	0	0
56430	Air Quality Compliance Costs	0	0	0	0	0
56434	Tests - Outside Lab Services	0	0	0	0	0
56463	Tests - EMWD Laboratory	0	0	0	0	0
56560	Postage	0	0	0	0	0
56565	Insurance	0	0	0	0	0
56768	Outside Permit Fees	0	0	0	0	0
56770	SCAQMD Fees	0	0	0	0	0
56775	Taxes & Assessments	0	0	0	0	0
56900	Election Expense	0	0	0	0	0
57000	Agency Contributions	0	0	0	0	0
57130	Outside Equipment Rental	587	368	500	775	500
57131	Space Rent	0	0	0	0	0
57133	Maintenance Contracts	0	0	0	0	0
57134	Software Maintenance Contracts	0	0	0	0	0
57235	Equipment Rental - EMWD Vehicle Pool	618,472	303,507	640,000	640,283	666,000
57237	Work Clothes Rental - OMC only	0	0	0	0	0
58121	Conference Fees	950	190	0	401	500
58122	Technical Training - In House	0	0	0	0	0
58123	Technical Training - Outside	0	800	7,000	1,688	7,000
58124	Safety Training	0	0	0	0	0
58161	Employee Travel-Expense	1,701	2,327	0	4,908	2,500
58163	Dues & Memberships	132	0	0	0	0
58164	Subscriptions	0	0	0	0	0
58240	Legal Fees	0	0	0	0	0
58250	Legal Fees - Other	0	0	0	0	0
58930	Banking Service Fees	0	0	0	0	0
TOTAL DEPARTMENT EXPENSES		1,666,469	902,311	1,749,009	1,903,532	1,781,721
59080	DEPT CREDITS - LAB (749)	0	0	0	0	0
59082	DEPT CREDITS - WAREHOUSE (764)	0	0	0	0	0
59084	DEPT CREDITS - MAPS (735)	0	0	0	0	0
59085	DEPT CREDIT - MATERIAL FAB (763, 765)	0	0	0	0	0
59086	DEPT CREDIT	0	0	0	0	0
59170	Engineering Overhead Charged (731 & 732)	0	0	0	0	0
59190	Allocated to Service Areas (formula)	(1,666,469)	(902,311)	(1,749,009)	(1,903,532)	(1,781,721)
59200	Engineering (over) under charged (731 & 732)	0	0	0	0	0
NET AFTER ALLOCATION		0	0	0	0	0
TOTAL DEPT EXPENSES WITHOUT LABOR		782,019	401,251	865,300	846,487	893,217

ELECTRICAL SERVICES DEPARTMENT

Fiscal Year 2013-2014

Mission Statement

The mission of the Electrical Services Department is to provide the highest quality service while performing a wide variety of skilled and technical duties in the maintenance, repair, improvement and integration of the District's electrical distribution systems, control systems, SCADA systems, photovoltaic systems, HVAC, fire suppression systems, security systems, and voice radio communication systems.

Roles and Responsibilities

The Electrical Services Department plays a pivotal role and is responsible for the installation, modification, repair, maintenance, design, and support of electrical systems related to the potable, recycled and wastewater systems.

Accomplishments in FY 2012/13

- ◆ Successfully completed a District-wide ARC Flash Hazard Analysis study and labeling of electrical control panels.
- ◆ Implemented an IR Thermography program which has resulted in a reduction in equipment failure rates, reduced equipment down time, and increased our ability to predict pending equipment failure
- ◆ Installed three communication towers at Markham Tank, Winchester Ponds, and Winchester Lift, providing support to security and SCADA networks.
- ◆ Winchester Ponds - Installed new upgraded switchgear, three new variable frequency drives and control systems.
- ◆ Sun City Treatment Plant – Installed a fire system with detection and suppression to protect employees and assets.
- ◆ Hemet Filtration and Menifee Desalter – Rebuilt the operator control terminals at both locations.

Budget Constraints and Key Variances

Challenges facing the department include an increase in construction of new facilities and expansions of several existing facilities. An additional challenge is dealing with an aging SCADA system at the remote water treatment plants. Additional constraints include longer lead times on deliveries of parts and materials and working with a reduced overtime budget. Regulatory compliance rules and regulations such as AQMD have had a significant impact upon the department budget. Many hours have been dedicated to ensuring that the District's gas engines operate within strict guidelines and that the reporting is detailed, accurate, and delivered in a timely fashion.

Goals and Objectives for FY 2013/14

- ◆ SCADA system upgrade at Perris Filtration, Hemet Filtration, and Menifee/Perris Desalter plants.
- ◆ Winchester Lift – Replace all three variable frequency drives.
- ◆ ARC Flash Hazard - Mitigate risk at all sites currently identified as “dangerous”.
- ◆ VFD replacements at Auld Road
- ◆ Microturbine engine replacement at the OMC
- ◆ Communicator Repeater installation at Elsinore Peak
- ◆ Polling improvement project
- ◆ UPS battery replacement at the OMC SCADA room and PWFP
- ◆ Rancho Glen Oaks Repeater site improvements
- ◆ HVAC replacements at five locations

ELECTRICAL SERVICES DEPARTMENT

Fiscal Year 2013-2014

Department Summary

Electrical Services	2012/13		2013/14		Budget to Budget Variance		
		Budget		Budget	\$	%	
Wages	\$	1,941,517	\$	2,005,290	\$	63,773	3.3%
Benefits		1,075,202		1,090,098		14,896	1.4%
Total Wages & Benefits	\$	3,016,719	\$	3,095,388	\$	78,669	2.6%
Materials & Supplies		115,687		62,859		(52,828)	-45.7%
Utilities		500		4,800		4,300	860.00%
Outside Services		9,200		6,000		(3,200)	-34.8%
Rents & Leases		305,000		373,100		68,100	22.3%
Administrative Expenses		124,078		107,123		(16,955)	-13.7%
Reimbursed Expenses		-		-		-	
Total Non-Labor Expenses		554,465		553,882		(583)	-0.1%
Total Department Expense	\$	3,571,184	\$	3,649,270	\$	78,086	2.2%
Allocation of Wages & Benefits To:							
Capital Projects	\$	622,857	\$	616,078	\$	(6,779)	-1.1%
Plants & Service Areas		1,868,570		1,848,233		(20,337)	-1.1%
Department General & Administrative		525,292		631,078		105,786	20.1%
Total Wages & Benefits	\$	3,016,719	\$	3,095,388	\$	78,669	2.6%
Number of Authorized Positions		24		24		-	0.0%

Position Changes

For FY 2013/14, there are no changes in the number of authorized positions.

DEPARTMENT EXPENSE SUMMARY
Budget Fiscal Year 2013/14

855-755
Electrical Services
T.Hughes

Account	Description	2011/12 Actual	2012/13 Dec YTD	2012/13 Budget	2012/13 Projected	2013/14 Budget
53150	Direct Labor	493,765	293,819	510,292	619,846	616,078
53199	Labor - Students (HR Only) & Contract Retirees	0	0	0	0	0
53550	Labor - Standby	12,649	5,776	15,000	12,186	15,000
54120	Direct Materials	14,740	5,847	17,000	12,336	15,500
54121	Department Furniture & Non-Electronic Equip	3,073	959	2,717	2,024	2,620
54122	Electronic / Computer Equip and Software	2,113	804	3,000	1,695	3,080
54123	Meter Material	0	0	0	0	0
54124	Safety Supplies & Small Safety Tools	9,395	3,391	38,800	7,154	21,500
54125	New Computer Workstations	3,872	471	5,700	994	0
54126	Replacement Computer Workstations	13,690	2,642	12,470	5,573	229
54127	Network Materials	0	0	0	0	0
54140	Inventory Materials	11,899	3,251	5,000	6,858	6,000
54244	Oils & Lubricants	0	0	0	0	0
54245	Tires	0	0	0	0	0
54246	Diesel	0	0	0	0	0
54247	Natural Gas / Propane	0	0	0	0	0
54248	Gasoline	0	0	0	0	0
54343	Auto Parts	0	0	0	0	0
54344	Equipment Parts - Other	0	0	0	0	0
54446	Tools (All)	13,886	1,417	31,000	2,989	13,930
54568	Inventory-Sales Tax	0	0	0	0	0
54569	Inventory-Freight	0	0	0	0	0
55170	Electric Power	0	0	0	0	0
55271	Natural Gas	0	0	0	0	0
55373	Telephone	407	788	500	1,662	4,800
55472	Other Utilities	0	0	0	0	0
56160	Outside Services	5,015	424	9,200	894	5,000
56161	Temporary Services	0	0	0	0	0
56162	Repairs - Radio	0	0	0	0	0
56163	Security Services	0	0	0	0	0
56174	Repairs-Automotive	0	0	0	0	0
56177	Repairs-All Outside	781	110	0	233	1,000
56178	Major Maint & Repair - Planned	0	0	0	0	0
56179	Major Maint & Repair - Unplanned	0	0	0	0	0
56180	Janitorial Services	0	0	0	0	0
56181	Refuse and Waste Hauling	0	0	0	0	0
56227	Network Services	0	0	0	0	0
56265	Computer Consulting & Programming	0	0	0	0	0
56266	Consultants - Other	0	0	0	0	0
56267	Consultants - Engineering	0	0	0	0	0
56268	Safety Consultants	0	0	0	0	0
56430	Air Quality Compliance Costs	0	0	0	0	0
56434	Tests - Outside Lab Services	0	0	0	0	0
56463	Tests - EMWD Laboratory	0	0	0	0	0
56560	Postage	0	0	0	0	0
56565	Insurance	0	0	0	0	0
56768	Outside Permit Fees	0	0	0	0	0
56770	SCAQMD Fees	0	0	0	0	0
56775	Taxes & Assessments	0	0	0	0	0
56900	Election Expense	0	0	0	0	0
57000	Agency Contributions	0	0	0	0	0
57130	Outside Equipment Rental	0	0	0	0	0
57131	Space Rent	0	0	0	0	0
57133	Maintenance Contracts	0	0	0	0	0
57134	Software Maintenance Contracts	2,319	2,319	5,000	4,892	73,100
57235	Equipment Rental - EMWD Vehicle Pool	292,041	139,729	300,000	294,775	300,000
57237	Work Clothes Rental - OMC only	0	0	0	0	0
58121	Conference Fees	0	0	0	0	2,199
58122	Technical Training - In House	0	13,098	0	27,632	0
58123	Technical Training - Outside	0	9,295	101,690	19,609	90,000
58124	Safety Training	0	0	0	0	0
58161	Employee Travel-Expense	1,135	6,173	7,840	13,022	10,000
58163	Dues & Memberships	2,655	1,236	7,548	2,607	3,924
58164	Subscriptions	2,774	1,649	7,000	3,478	1,000
58240	Legal Fees	0	0	0	0	0
58250	Legal Fees - Other	0	0	0	0	0
58930	Banking Service Fees	0	0	0	0	0
TOTAL DEPARTMENT EXPENSES		886,209	493,199	1,079,757	1,040,459	1,184,960
59080	DEPT CREDITS - LAB (749)	0	0	0	0	0
59082	DEPT CREDITS - WAREHOUSE (764)	0	0	0	0	0
59084	DEPT CREDITS - MAPS (735)	0	0	0	0	0
59085	DEPT CREDIT - MATERIAL FAB (763, 765)	0	0	0	0	0
59086	DEPT CREDIT	0	0	0	0	0
59170	Engineering Overhead Charged (731 & 732)	0	0	0	0	0
59190	Allocated to Service Areas (formula)	(886,209)	(493,199)	(1,079,757)	(1,040,459)	(1,184,960)
59200	Engineering (over) under charged (731 & 732)	0	0	0	0	0
NET AFTER ALLOCATION		0	0	0	0	0
TOTAL DEPT EXPENSES WITHOUT LABOR		379,795	193,603	554,465	408,427	553,882

FIELD SERVICES DEPARTMENT

Fiscal Year 2013-2014

Mission Statement

The mission of Field Services is to provide quality, efficient maintenance and repair services that support the District's infrastructure, facilities, and assets in a safe, cost effective, and environmentally responsible manner.

Roles and Responsibilities

The Field Services Department is responsible for the repair of the District's water and recycled water pipeline distribution systems. The department is also responsible for the maintenance, repair, improvements, and inspection of the District's facility grounds, buildings, water storage tanks, and recycled water storage ponds.

Accomplishments in FY2012/2013

- ◆ Installation of new manifold piping and bringing Bautista I and II, Mead I, and Frederick Booster Stations above ground.
- ◆ Reduced staff from 37 to 34, and maintained a high level of service.
- ◆ Installation of various motor and engine bases throughout the District.
- ◆ Consistently over 95% compliant on our safety training as well as keeping up with the scheduled work.
- ◆ Constructed slab, fence, and underground piping for the Western Way Temporary Booster Station.

Budget Constraints and Key Variances

- ◆ Overtime – Overtime is 45% over budget. Overtime often is out of our direct control because we have to react to problems as they occur. We also have many projects that must be completed after hours so that businesses are not being shut down or a large number of customers are not out of water while repairs are made.
- ◆ Painting – We currently have one painter on staff and will need to go outside for a painting contract to catch up on the large backlog currently in the system.
- ◆ Weed Abatement – One position, the pesticide applicator position was lost. This position worked full-time to keep up on weed abatement throughout the District. Without the position, an outside contractor will be required to do the work, which will increase O&M costs.

Goals and Objectives for FY 2013/2014

- ◆ Attempt to control overtime by using it for emergency repairs only.
- ◆ Keep PM Success above 90% or greater.
- ◆ Paint four tanks this fiscal year.
- ◆ Complete asphalt repair in the OMC/AC yard.
- ◆ Consistently stay within our budget guidelines.
- ◆ Begin Phase I of ADA Compliance Retrofit project
- ◆ Complete valve replacements at Harvill Booster and Cienaga Well

FIELD SERVICES DEPARTMENT

Fiscal Year 2013-2014

Department Summary

Field Services Department	2012/13		2013/14		Budget to Budget Variance	
	Budget		Budget		\$	%
Wages	\$ 2,484,621	\$	2,412,382	\$	(72,239)	-2.9%
Benefits	1,426,434		1,311,498		(114,936)	-8.1%
Total Wages & Benefits	\$ 3,911,055	\$	3,723,880	\$	(187,175)	-4.8%
Materials & Supplies	87,450		78,263		(9,187)	-10.5%
Utilities	700		800		100	14.29%
Outside Services	5,400		9,200		3,800	70.4%
Rents & Leases	412,000		396,000		(16,000)	-3.9%
Administrative Expenses	1,095		-		(1,095)	-100.0%
Reimbursed Expenses	-		-		-	
Total Non-Labor Expenses	506,645		484,263		(22,382)	-4.4%
Total Department Expense	\$ 4,417,700	\$	4,208,143	\$	(209,557)	-4.7%
Allocation of Wages & Benefits To:						
Capital Projects	\$ 778,936	\$	736,776	\$	(42,160)	-5.4%
Plants & Service Areas	2,083,383		1,969,818		(113,565)	-5.5%
Department General & Administrative	1,048,736		1,017,286		(31,450)	-3.0%
Total Wages & Benefits	\$ 3,911,055	\$	3,723,880	\$	(187,175)	-4.8%
Number of Authorized Positions	37		34		(3)	-8.1%

Position Changes

Authorized positions were reduced from 37 to 34 staff. We will reclassify two Pipeline Utility Worker II positions to Pipeline Utility Worker III as long as they pass all the requirements pertaining to the position. This will help give us the flexibility needed to perform more work as well as give us the opportunity to keep the crews working when a Crew Leader calls in, goes on vacation, or has training and can't be with the crew.

DEPARTMENT EXPENSE SUMMARY
Budget Fiscal Year 2013/14

856-753
Field Services Construction
P.Lipiarski

Account	Description	2011/12 Actual	2012/13 Dec YTD	2012/13 Budget	2012/13 Projected	2013/14 Budget
53150	Direct Labor	564,669	340,475	680,209	718,273	639,391
53199	Labor - Students (HR Only) & Contract Retirees	0	0	0	0	0
53550	Labor - Standby	37,528	17,370	41,000	36,645	40,000
54120	Direct Materials	3,930	2,334	4,500	4,924	4,500
54121	Department Furniture & Non-Electronic Equip	0	10	1,350	22	2,925
54122	Electronic / Computer Equip and Software	14	140	1,500	296	3,740
54123	Meter Material	0	0	0	0	0
54124	Safety Supplies & Small Safety Tools	14,257	5,961	14,000	12,576	15,028
54125	New Computer Workstations	8,826	0	3,500	0	0
54126	Replacement Computer Workstations	0	0	5,100	0	350
54127	Network Materials	0	0	0	0	0
54140	Inventory Materials	12,063	4,818	12,500	10,164	11,000
54244	Oils & Lubricants	0	0	0	0	0
54245	Tires	0	0	0	0	0
54246	Diesel	0	0	0	0	0
54247	Natural Gas / Propane	0	0	0	0	0
54248	Gasoline	0	0	0	0	0
54343	Auto Parts	0	0	0	0	0
54344	Equipment Parts - Other	0	0	0	0	0
54446	Tools (All)	15,514	6,526	19,000	13,766	22,083
54568	Inventory-Sales Tax	0	0	0	0	0
54569	Inventory-Freight	0	0	0	0	0
55170	Electric Power	0	0	0	0	0
55271	Natural Gas	0	0	0	0	0
55373	Telephone	673	456	700	962	800
55472	Other Utilities	0	0	0	0	0
56160	Outside Services	1,577	1,623	2,800	3,423	2,700
56161	Temporary Services	0	4,409	0	9,302	0
56162	Repairs - Radio	0	0	0	0	0
56163	Security Services	0	0	0	0	0
56174	Repairs-Automotive	0	0	0	0	0
56177	Repairs-All Outside	1,351	748	1,000	1,578	1,500
56178	Major Maint & Repair - Planned	0	0	0	0	0
56179	Major Maint & Repair - Unplanned	0	0	0	0	0
56180	Janitorial Services	0	0	0	0	0
56181	Refuse and Waste Hauling	0	0	0	0	0
56227	Network Services	0	0	0	0	0
56265	Computer Consulting & Programming	0	0	0	0	0
56266	Consultants - Other	0	0	0	0	0
56267	Consultants - Engineering	0	0	0	0	0
56268	Safety Consultants	105	0	0	0	0
56430	Air Quality Compliance Costs	0	0	0	0	0
56434	Tests - Outside Lab Services	0	0	0	0	0
56463	Tests - EMWD Laboratory	0	0	0	0	0
56560	Postage	0	0	0	0	0
56565	Insurance	0	0	0	0	0
56768	Outside Permit Fees	0	0	0	0	0
56770	SCAQMD Fees	0	0	0	0	0
56775	Taxes & Assessments	0	0	0	0	0
56900	Election Expense	0	0	0	0	0
57000	Agency Contributions	0	0	0	0	0
57130	Outside Equipment Rental	0	0	0	0	0
57131	Space Rent	0	0	0	0	0
57133	Maintenance Contracts	0	0	0	0	0
57134	Software Maintenance Contracts	0	0	0	0	0
57235	Equipment Rental - EMWD Vehicle Pool	205,012	92,792	212,000	195,757	196,000
57237	Work Clothes Rental - OMC only	0	0	0	0	0
58121	Conference Fees	0	0	0	0	0
58122	Technical Training - In House	0	0	0	0	0
58123	Technical Training - Outside	0	0	1,000	0	0
58124	Safety Training	0	0	0	0	0
58161	Employee Travel-Expense	51	0	0	0	0
58163	Dues & Memberships	0	45	95	95	0
58164	Subscriptions	0	0	0	0	0
58240	Legal Fees	0	0	0	0	0
58250	Legal Fees - Other	0	0	0	0	0
58930	Banking Service Fees	0	0	0	0	0
TOTAL DEPARTMENT EXPENSES		865,570	477,709	1,000,254	1,007,783	940,017
59080	DEPT CREDITS - LAB (749)	0	0	0	0	0
59082	DEPT CREDITS - WAREHOUSE (764)	0	0	0	0	0
59084	DEPT CREDITS - MAPS (735)	0	0	0	0	0
59085	DEPT CREDIT - MATERIAL FAB (763, 765)	0	0	0	0	0
59086	DEPT CREDIT	0	0	0	0	0
59170	Engineering Overhead Charged (731 & 732)	0	0	0	0	0
59190	Allocated to Service Areas (formula)	(865,570)	(477,709)	(1,000,254)	(1,007,783)	(940,017)
59200	Engineering (over) under charged (731 & 732)	0	0	0	0	0
NET AFTER ALLOCATION		0	0	0	0	0
TOTAL DEPT EXPENSES WITHOUT LABOR		263,373	119,863	279,045	252,865	260,626

DEPARTMENT EXPENSE SUMMARY
Budget Fiscal Year 2013/14

856-756
Field Services Facility Maint
P.Lipiarski

Account	Description	2011/12 Actual	2012/13 Dec YTD	2012/13 Budget	2012/13 Projected	2013/14 Budget
53150	Direct Labor	267,552	167,894	327,527	354,192	337,895
53199	Labor - Students (HR Only) & Contract Retirees	0	0	0	0	0
53550	Labor - Standby	89	0	0	0	0
54120	Direct Materials	1,248	399	1,500	842	1,500
54121	Department Furniture & Non-Electronic Equip	0	0	1,500	0	1,666
54122	Electronic / Computer Equip and Software	797	1,026	1,500	2,164	450
54123	Meter Material	0	0	0	0	0
54124	Safety Supplies & Small Safety Tools	3,953	3,662	6,400	7,726	6,400
54125	New Computer Workstations	0	0	0	0	0
54126	Replacement Computer Workstations	0	0	5,100	0	0
54127	Network Materials	0	0	0	0	0
54140	Inventory Materials	3,701	1,766	5,000	3,726	4,500
54244	Oils & Lubricants	0	0	0	0	0
54245	Tires	0	0	0	0	0
54246	Diesel	0	0	0	0	0
54247	Natural Gas / Propane	0	0	0	0	0
54248	Gasoline	0	0	0	0	0
54343	Auto Parts	0	0	0	0	0
54344	Equipment Parts - Other	0	0	0	0	0
54446	Tools (All)	4,384	1,464	5,000	3,089	4,121
54568	Inventory-Sales Tax	0	0	0	0	0
54569	Inventory-Freight	0	0	0	0	0
55170	Electric Power	0	0	0	0	0
55271	Natural Gas	0	0	0	0	0
55373	Telephone	0	0	0	0	0
55472	Other Utilities	0	0	0	0	0
56160	Outside Services	1,848	2,571	1,600	5,425	5,000
56161	Temporary Services	0	5,176	0	10,919	0
56162	Repairs - Radio	0	0	0	0	0
56163	Security Services	0	0	0	0	0
56174	Repairs-Automotive	0	0	0	0	0
56177	Repairs-All Outside	0	44	0	93	0
56178	Major Maint & Repair - Planned	0	0	0	0	0
56179	Major Maint & Repair - Unplanned	0	0	0	0	0
56180	Janitorial Services	0	0	0	0	0
56181	Refuse and Waste Hauling	0	0	0	0	0
56227	Network Services	0	0	0	0	0
56265	Computer Consulting & Programming	0	0	0	0	0
56266	Consultants - Other	0	0	0	0	0
56267	Consultants - Engineering	0	0	0	0	0
56268	Safety Consultants	0	0	0	0	0
56430	Air Quality Compliance Costs	0	0	0	0	0
56434	Tests - Outside Lab Services	0	0	0	0	0
56463	Tests - EMWD Laboratory	0	0	0	0	0
56560	Postage	0	0	0	0	0
56565	Insurance	0	0	0	0	0
56768	Outside Permit Fees	0	0	0	0	0
56770	SCAQMD Fees	0	0	0	0	0
56775	Taxes & Assessments	0	0	0	0	0
56900	Election Expense	0	0	0	0	0
57000	Agency Contributions	0	0	0	0	0
57130	Outside Equipment Rental	0	0	0	0	0
57131	Space Rent	0	0	0	0	0
57133	Maintenance Contracts	0	0	0	0	0
57134	Software Maintenance Contracts	0	0	0	0	0
57235	Equipment Rental - EMWD Vehicle Pool	187,518	94,349	200,000	199,040	200,000
57237	Work Clothes Rental - OMC only	0	0	0	0	0
58121	Conference Fees	0	0	0	0	0
58122	Technical Training - In House	0	0	0	0	0
58123	Technical Training - Outside	0	0	0	0	0
58124	Safety Training	0	0	0	0	0
58161	Employee Travel-Expense	0	0	0	0	0
58163	Dues & Memberships	0	0	0	0	0
58164	Subscriptions	0	0	0	0	0
58240	Legal Fees	0	0	0	0	0
58250	Legal Fees - Other	0	0	0	0	0
58930	Banking Service Fees	0	0	0	0	0
TOTAL DEPARTMENT EXPENSES		471,092	278,351	555,127	587,216	561,532
59080	DEPT CREDITS - LAB (749)	0	0	0	0	0
59082	DEPT CREDITS - WAREHOUSE (764)	0	0	0	0	0
59084	DEPT CREDITS - MAPS (735)	0	0	0	0	0
59085	DEPT CREDIT - MATERIAL FAB (763, 765)	0	0	0	0	0
59086	DEPT CREDIT	0	0	0	0	0
59170	Engineering Overhead Charged (731 & 732)	0	0	0	0	0
59190	Allocated to Service Areas (formula)	(471,092)	(278,351)	(555,127)	(587,216)	(561,532)
59200	Engineering (over) under charged (731 & 732)	0	0	0	0	0
NET AFTER ALLOCATION		0	0	0	0	0
TOTAL DEPT EXPENSES WITHOUT LABOR		203,451	110,457	227,600	233,024	223,637

WATER OPERATIONS

Fiscal Year 2013-2014

Mission Statement:

The mission of the Water Operations Division is to provide safe and reliable water services in an efficient and responsible manner.

Roles and Responsibilities:

The Water Operations Division is comprised of five departments: Water Operations Administration; Integrated Operations Center; Water Operations & Production – East Valley; Water Operations Distribution – Moreno Valley, Sun City, Menifee, Murrieta; and Recycled Water Operations. The Water Operations Division is responsible for treatment and delivery of potable water, delivery of recycled water, operation of the brine disposal activities, management of the Integrated Operations Center (IOC), and management of the cross-connection program.

Accomplishments in FY 2012/13:

- ◆ Sanitary Surveys: Completed 100% of the planned internal sanitary surveys (217) and completed the 1st Department of Public Health (DPH) sanitary survey in nine years with excellent preliminary findings.
- ◆ Energy Management: Completed final phase of Derceto Energy Management Program resulting in additional operational efficiencies. Performed an audit of the Derceto energy optimization system and identified the need to adjust several parameters which resulted in a more efficient operations and energy optimization.
- ◆ Water Quality: Met all DPH monitoring and sampling requirements throughout the system, with only one coliform positive for the year.
- ◆ Training: Exceeded the district's overall training compliance target by 2%.
- ◆ Valve Exercising: System reliability was enhanced by exercising 2,850 strategic valves.
- ◆ Annual Production Targets: On track to meet annual well production target of 16,000 AF. Desalter production is below target due to delays in the completion of the iron/manganese removal facility.
- ◆ FlexNet Meters: Completed installation of Recycled Water FlexNet meters. This allowed the operators to monitor and track flows which helped manage the recycled water system.
- ◆ Facilities Database Upgrade: The existing Facilities Database (FDB) includes operational data is in Microsoft (MS) Access 97, which is no longer supported by EMWD. Water Operations, together with Information Systems and Maintenance Departments, began development of a new operational database with the ability to input operational data, create reporting capacities, and maintain easy accessibility by non-Maximo users.
- ◆ Back track Program: The overall objective for the Backtrack Phase 2 Project is to increase EMWD's Water Operations Department ability to report on, document, and manage Cross-Connection/Backflow and Recycled programs by providing a more accurate response to customers and regulatory agencies and allowing staff to easily access data and reporting functions.
- ◆ Meter Data Manager: This would allow customers to access their account information and water usage in real time which will facilitate Recycled Water Demand Management.
- ◆ Recycled Water Demand Management: Successfully implemented a Recycled Water Demand Management Plan which had been developed consistent with the Board's direction. Additionally, calendar year 2012 was a record breaking year for recycled water sales. Total annual sales were 36,763 AF.
- ◆ WateReuse Foundation Award: The WateReuse Research Foundation recognized EMWD as the agency of the year at the national level. This is a significant recognition since it involves all WateReuse agencies throughout the nation.

Budget Constraints and Key Variances:

For FY 2013/14, there are the following budget constraints and variances:

- ◆ Addition of one full time staff for the operation of the Recharge facilities.

WATER OPERATIONS

Fiscal Year 2013-2014

- ◆ Continuation of consultant services (Kaufman Services) to perform permanent work load related to the Cross-Connection Program.
- ◆ Anticipated energy cost increase of approximately 10% over fiscal year 2012/2013.

Goals and Objectives for FY 2013/14:

- ◆ Water Loss Control Program: Implement a pressure zone based water loss control and monitoring program.
- ◆ Zero Discharge Desalination (ZDD): Complete evaluation of the ZDD Brine Management Technology.
- ◆ Facilities Database: Complete Development of the “facilities database”.

Department Summary:

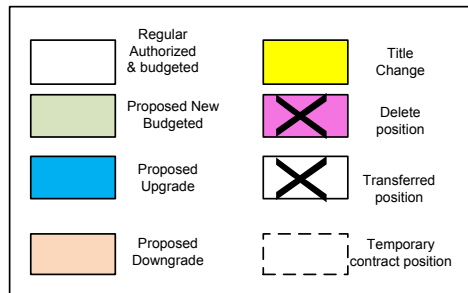
Water Operations	2012/13		2013/14		Budget to Budget Variance	
	Budget	Budget	Budget	Budget	\$	%
Wages	\$ 4,930,236	\$ 5,180,638	\$ 250,402			5.1%
Benefits	2,548,150	2,753,820	205,670			8.1%
Total Wages & Benefits	\$ 7,478,386	\$ 7,934,458	\$ 456,072			6.1%
Materials & Supplies	104,268	89,218	(15,050)			-14.4%
Utilities	1,500	2,000	500			33.33%
Outside Services	20,600	17,600	(3,000)			-14.6%
Rents & Leases	585,265	558,196	(27,069)			-4.6%
Administrative Expenses	47,405	38,720	(8,685)			-18.3%
Reimbursed Expenses	-	-	-			
Total Non-Labor Expenses	759,038	705,734	(53,304)			-7.0%
Total Department Expense	\$ 8,237,424	\$ 8,640,192	\$ 402,768			4.9%
Allocation of Wages & Benefits To:						
Capital Projects	\$ 43,874	\$ 54,223	\$ 10,349			23.6%
Plants & Service Areas	4,795,261	5,130,609	335,348			7.0%
Department General & Administrative	2,639,251	2,749,626	110,375			4.2%
Total Wages & Benefits	\$ 7,478,386	\$ 7,934,458	\$ 456,072			6.1%
Number of Authorized Positions	64	66	2			3.1%

Position Changes:

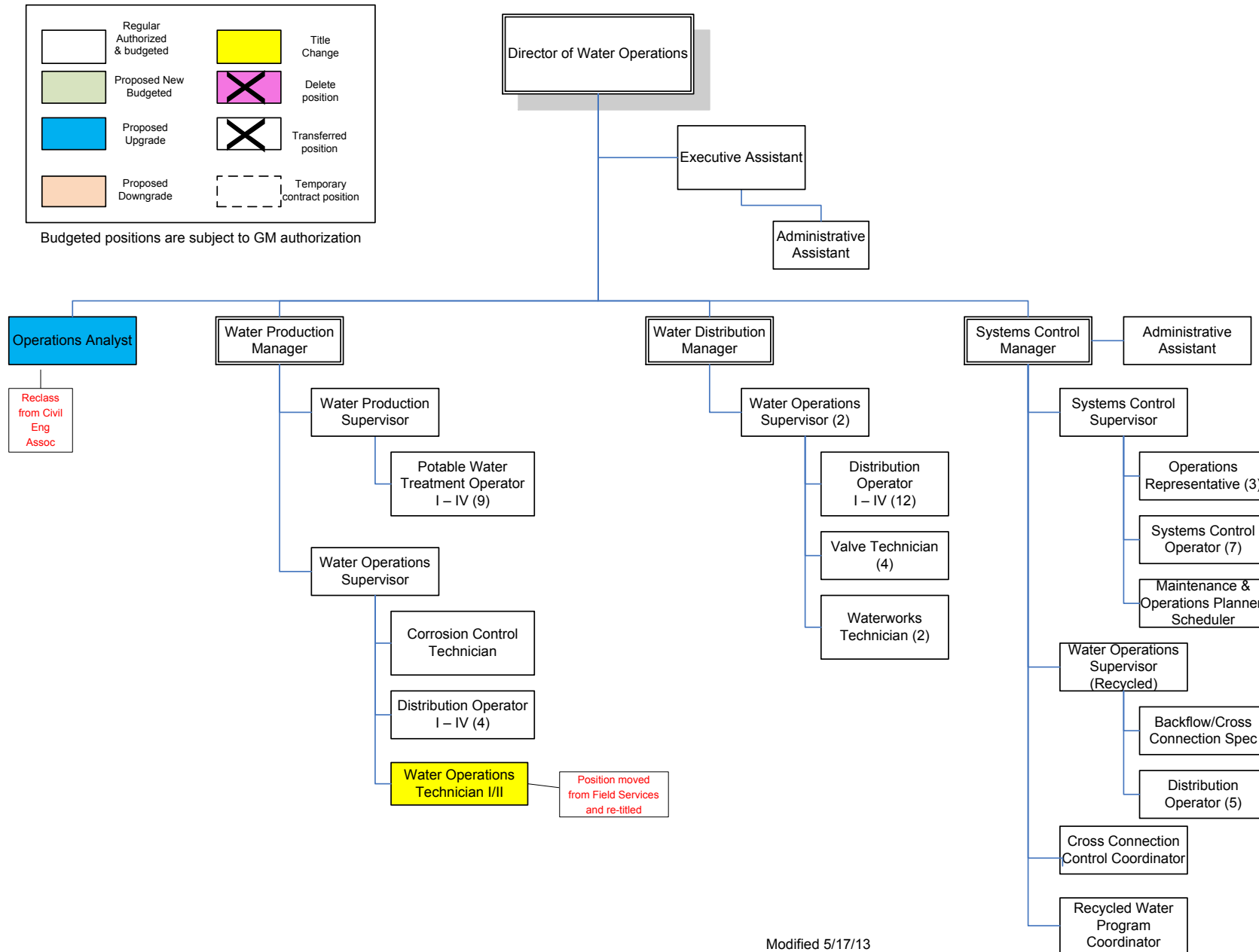
FY 2013/14 includes two additional authorized positions which were added in FY 2012/13. A Water Operations Technician was needed to support the new recharge operations, so a vacant position was moved from Field Services and re-titled. A Water Distribution Operator was added to support the expanding recycled water operations.

Water Operations

(66)



Budgeted positions are subject to GM authorization



Modified 5/17/13

DEPARTMENT EXPENSE SUMMARY
Budget Fiscal Year 2013/14

870-743
Water Ops Administration
K.Ghaderi

Account	Description	2011/12 Actual	2012/13 Dec YTD	2012/13 Budget	2012/13 Projected	2013/14 Budget
53150	Direct Labor	713,625	287,953	544,004	607,471	561,453
53199	Labor - Students (HR Only) & Contract Retirees	0	0	0	0	0
53550	Labor - Standby	0	0	0	0	0
54120	Direct Materials	420	22	750	47	750
54121	Department Furniture & Non-Electronic Equip	747	0	940	0	1,050
54122	Electronic / Computer Equipt and Software	413	52	350	109	350
54123	Meter Material	0	0	0	0	0
54124	Safety Supplies & Small Safety Tools	0	0	0	0	0
54125	New Computer Workstations	0	0	0	0	0
54126	Replacement Computer Workstations	0	3,679	7,800	7,761	0
54127	Network Materials	0	0	0	0	0
54140	Inventory Materials	26	29	0	61	0
54244	Oils & Lubricants	0	0	0	0	0
54245	Tires	0	0	0	0	0
54246	Diesel	0	0	0	0	0
54247	Natural Gas / Propane	0	0	0	0	0
54248	Gasoline	0	0	0	0	0
54343	Auto Parts	0	0	0	0	0
54344	Equipment Parts - Other	0	0	0	0	0
54446	Tools (All)	0	0	580	0	600
54568	Inventory-Sales Tax	0	0	0	0	0
54569	Inventory-Freight	0	0	0	0	0
55170	Electric Power	0	0	0	0	0
55271	Natural Gas	0	0	0	0	0
55373	Telephone	0	0	0	0	0
55472	Other Utilities	0	0	0	0	0
56160	Outside Services	45	200	0	422	0
56161	Temporary Services	0	0	0	0	0
56162	Repairs - Radio	0	0	0	0	0
56163	Security Services	0	0	0	0	0
56174	Repairs-Automotive	0	0	0	0	0
56177	Repairs-All Outside	0	0	0	0	0
56178	Major Maint & Repair - Planned	0	0	0	0	0
56179	Major Maint & Repair - Unplanned	0	0	0	0	0
56180	Janitorial Services	0	0	0	0	0
56181	Refuse and Waste Hauling	0	0	0	0	0
56227	Network Services	0	0	0	0	0
56265	Computer Consulting & Programming	0	0	0	0	0
56266	Consultants - Other	0	0	0	0	0
56267	Consultants - Engineering	0	0	0	0	0
56268	Safety Consultants	0	0	0	0	0
56430	Air Quality Compliance Costs	0	0	0	0	0
56434	Tests - Outside Lab Services	0	0	0	0	0
56463	Tests - EMWD Laboratory	0	0	0	0	0
56560	Postage	0	0	0	0	0
56565	Insurance	0	0	0	0	0
56768	Outside Permit Fees	0	0	0	0	0
56770	SCAQMD Fees	0	0	0	0	0
56775	Taxes & Assessments	0	0	0	0	0
56900	Election Expense	0	0	0	0	0
57000	Agency Contributions	0	0	0	0	0
57130	Outside Equipment Rental	0	0	0	0	0
57131	Space Rent	0	0	0	0	0
57133	Maintenance Contracts	0	0	0	0	0
57134	Software Maintenance Contracts	0	0	0	0	0
57235	Equipment Rental - EMWD Vehicle Pool	9,861	4,360	11,000	9,198	9,200
57237	Work Clothes Rental - OMC only	0	0	0	0	0
58121	Conference Fees	1,245	835	2,300	1,762	3,700
58122	Technical Training - In House	0	0	0	0	0
58123	Technical Training - Outside	0	0	0	0	0
58124	Safety Training	0	0	0	0	0
58161	Employee Travel-Expense	2,950	2,867	3,100	6,048	3,100
58163	Dues & Memberships	18,465	9,599	17,475	20,250	19,000
58164	Subscriptions	182	0	500	0	1,000
58240	Legal Fees	0	0	0	0	0
58250	Legal Fees - Other	0	0	0	0	0
58930	Banking Service Fees	0	0	0	0	0
TOTAL DEPARTMENT EXPENSES		747,979	309,595	588,799	653,129	600,203
59080	DEPT CREDITS - LAB (749)	0	0	0	0	0
59082	DEPT CREDITS - WAREHOUSE (764)	0	0	0	0	0
59084	DEPT CREDITS - MAPS (735)	0	0	0	0	0
59085	DEPT CREDIT - MATERIAL FAB (763, 765)	0	0	0	0	0
59086	DEPT CREDIT	0	0	0	0	0
59170	Engineering Overhead Charged (731 & 732)	0	0	0	0	0
59190	Allocated to Service Areas (formula)	(747,979)	(309,595)	(588,799)	(653,129)	(600,203)
59200	Engineering (over) under charged (731 & 732)	0	0	0	0	0
NET AFTER ALLOCATION		0	0	0	0	0
TOTAL DEPT EXPENSES WITHOUT LABOR		34,354	21,642	44,795	45,658	38,750

DEPARTMENT EXPENSE SUMMARY
Budget Fiscal Year 2013/14

871-741
IOC
B.Rathbone

Account	Description	2011/12 Actual	2012/13 Dec YTD	2012/13 Budget	2012/13 Projected	2013/14 Budget
53150	Direct Labor	1,635,436	831,297	1,560,497	1,753,719	1,612,173
53199	Labor - Students (HR Only) & Contract Retirees	0	0	0	0	0
53550	Labor - Standby	10,342	4,698	12,000	9,911	12,000
54120	Direct Materials	923	61	3,000	130	500
54121	Department Furniture & Non-Electronic Equip	390	0	1,990	0	1,990
54122	Electronic / Computer Equip and Software	1,451	0	2,520	0	3,195
54123	Meter Material	0	0	0	0	0
54124	Safety Supplies & Small Safety Tools	58	21	1,000	44	1,000
54125	New Computer Workstations	759	0	500	0	500
54126	Replacement Computer Workstations	280	0	2,710	0	310
54127	Network Materials	0	0	0	0	0
54140	Inventory Materials	357	391	500	825	500
54244	Oils & Lubricants	0	0	0	0	0
54245	Tires	0	0	0	0	0
54246	Diesel	0	0	0	0	0
54247	Natural Gas / Propane	0	0	0	0	0
54248	Gasoline	0	0	0	0	0
54343	Auto Parts	0	0	0	0	0
54344	Equipment Parts - Other	0	0	0	0	0
54446	Tools (All)	0	0	0	0	200
54568	Inventory-Sales Tax	0	0	0	0	0
54569	Inventory-Freight	0	0	0	0	0
55170	Electric Power	0	0	0	0	0
55271	Natural Gas	0	0	0	0	0
55373	Telephone	76	0	500	0	500
55472	Other Utilities	0	0	500	0	500
56160	Outside Services	45	370	500	780	0
56161	Temporary Services	0	0	0	0	0
56162	Repairs - Radio	0	0	500	0	0
56163	Security Services	0	0	0	0	0
56174	Repairs-Automotive	0	0	0	0	0
56177	Repairs-All Outside	0	0	0	0	8,500
56178	Major Maint & Repair - Planned	0	0	0	0	0
56179	Major Maint & Repair - Unplanned	0	0	0	0	0
56180	Janitorial Services	0	0	0	0	0
56181	Refuse and Waste Hauling	0	0	0	0	0
56227	Network Services	0	0	0	0	0
56265	Computer Consulting & Programming	0	0	1,000	0	1,000
56266	Consultants - Other	0	0	0	0	0
56267	Consultants - Engineering	0	0	0	0	0
56268	Safety Consultants	272	0	1,000	0	1,000
56430	Air Quality Compliance Costs	0	0	0	0	0
56434	Tests - Outside Lab Services	0	0	0	0	0
56463	Tests - EMWD Laboratory	0	0	0	0	0
56560	Postage	0	0	0	0	0
56565	Insurance	0	0	0	0	0
56768	Outside Permit Fees	0	0	0	0	0
56770	SCAQMD Fees	0	0	0	0	0
56775	Taxes & Assessments	0	0	0	0	0
56900	Election Expense	0	0	0	0	0
57000	Agency Contributions	0	0	0	0	0
57130	Outside Equipment Rental	0	0	0	0	0
57131	Space Rent	0	0	0	0	0
57133	Maintenance Contracts	0	0	0	0	0
57134	Software Maintenance Contracts	5,051	3,030	10,000	6,393	2,000
57235	Equipment Rental - EMWD Vehicle Pool	28,404	12,786	28,404	26,974	27,000
57237	Work Clothes Rental - OMC only	0	0	0	0	0
58121	Conference Fees	0	0	500	0	500
58122	Technical Training - In House	0	0	1,000	0	1,000
58123	Technical Training - Outside	0	0	1,000	0	1,000
58124	Safety Training	0	0	0	0	0
58161	Employee Travel-Expense	0	0	400	0	400
58163	Dues & Memberships	0	0	0	0	0
58164	Subscriptions	0	0	500	0	500
58240	Legal Fees	0	0	0	0	0
58250	Legal Fees - Other	0	0	0	0	0
58930	Banking Service Fees	0	0	0	0	0
TOTAL DEPARTMENT EXPENSES		1,683,844	852,655	1,630,521	1,798,776	1,676,268
59080	DEPT CREDITS - LAB (749)	0	0	0	0	0
59082	DEPT CREDITS - WAREHOUSE (764)	0	0	0	0	0
59084	DEPT CREDITS - MAPS (735)	0	0	0	0	0
59085	DEPT CREDIT - MATERIAL FAB (763, 765)	0	0	0	0	0
59086	DEPT CREDIT	0	0	0	0	0
59170	Engineering Overhead Charged (731 & 732)	0	0	0	0	0
59190	Allocated to Service Areas (formula)	(1,683,844)	(852,655)	(1,630,521)	(1,798,776)	(1,676,268)
59200	Engineering (over) under charged (731 & 732)	0	0	0	0	0
NET AFTER ALLOCATION		0	0	0	0	0
TOTAL DEPT EXPENSES WITHOUT LABOR		38,066	16,660	58,024	35,146	52,095

DEPARTMENT EXPENSE SUMMARY
Budget Fiscal Year 2013/14

871-744
Water Ops EV, Water Plants
J.Dotinga

Account	Description	2011/12 Actual	2012/13 Dec YTD	2012/13 Budget	2012/13 Projected	2013/14 Budget
53150	Direct Labor	52,511	61,100	124,297	128,897	133,513
53199	Labor - Students (HR Only) & Contract Retirees	0	0	0	0	0
53550	Labor - Standby	11,070	4,895	15,000	10,327	11,000
54120	Direct Materials	8,280	2,677	7,900	5,647	6,500
54121	Department Furniture & Non-Electronic Equip	0	0	0	0	2,220
54122	Electronic / Computer Equip and Software	680	2,348	790	4,953	870
54123	Meter Material	0	0	0	0	0
54124	Safety Supplies & Small Safety Tools	1,292	460	2,000	971	2,000
54125	New Computer Workstations	0	0	0	0	0
54126	Replacement Computer Workstations	0	0	1,280	0	920
54127	Network Materials	0	0	0	0	0
54140	Inventory Materials	5,390	1,305	4,000	2,752	4,000
54244	Oils & Lubricants	546	0	0	0	0
54245	Tires	0	0	0	0	0
54246	Diesel	0	0	0	0	0
54247	Natural Gas / Propane	0	0	0	0	0
54248	Gasoline	0	0	0	0	0
54343	Auto Parts	0	0	0	0	0
54344	Equipment Parts - Other	0	0	0	0	0
54446	Tools (All)	4,626	1,685	4,300	3,554	4,300
54568	Inventory-Sales Tax	0	0	0	0	0
54569	Inventory-Freight	0	0	0	0	0
55170	Electric Power	0	0	0	0	0
55271	Natural Gas	0	0	0	0	0
55373	Telephone	532	228	0	481	0
55472	Other Utilities	0	0	0	0	0
56160	Outside Services	396	154	2,500	325	1,000
56161	Temporary Services	0	0	0	0	0
56162	Repairs - Radio	0	0	0	0	2,000
56163	Security Services	0	0	0	0	0
56174	Repairs-Automotive	0	0	0	0	0
56177	Repairs-All Outside	0	0	0	0	0
56178	Major Maint & Repair - Planned	0	0	0	0	0
56179	Major Maint & Repair - Unplanned	0	0	0	0	0
56180	Janitorial Services	0	0	0	0	0
56181	Refuse and Waste Hauling	0	0	0	0	0
56227	Network Services	0	0	0	0	0
56265	Computer Consulting & Programming	0	0	2,000	0	1,000
56266	Consultants - Other	0	900	0	1,899	0
56267	Consultants - Engineering	0	0	0	0	0
56268	Safety Consultants	0	0	0	0	0
56430	Air Quality Compliance Costs	0	0	0	0	0
56434	Tests - Outside Lab Services	0	0	0	0	0
56463	Tests - EMWD Laboratory	0	0	0	0	0
56560	Postage	0	0	0	0	0
56565	Insurance	0	0	0	0	0
56768	Outside Permit Fees	0	0	0	0	0
56770	SCAQMD Fees	0	0	0	0	0
56775	Taxes & Assessments	0	0	0	0	0
56900	Election Expense	0	0	0	0	0
57000	Agency Contributions	0	0	0	0	0
57130	Outside Equipment Rental	92	0	2,000	0	1,000
57131	Space Rent	0	0	0	0	0
57133	Maintenance Contracts	0	0	0	0	0
57134	Software Maintenance Contracts	0	0	0	0	0
57235	Equipment Rental - EMWD Vehicle Pool	138,837	72,793	135,732	153,565	147,996
57237	Work Clothes Rental - OMC only	0	0	0	0	0
58121	Conference Fees	1,585	934	2,490	1,970	2,490
58122	Technical Training - In House	0	0	0	0	0
58123	Technical Training - Outside	0	0	390	0	0
58124	Safety Training	0	0	0	0	0
58161	Employee Travel-Expense	2,538	2,844	3,200	6,000	3,500
58163	Dues & Memberships	0	130	130	274	130
58164	Subscriptions	0	0	200	0	200
58240	Legal Fees	0	0	0	0	0
58250	Legal Fees - Other	0	0	0	0	0
58930	Banking Service Fees	0	0	0	0	0
TOTAL DEPARTMENT EXPENSES		228,376	152,452	308,209	321,615	324,639
59080	DEPT CREDITS - LAB (749)	0	0	0	0	0
59082	DEPT CREDITS - WAREHOUSE (764)	0	0	0	0	0
59084	DEPT CREDITS - MAPS (735)	0	0	0	0	0
59085	DEPT CREDIT - MATERIAL FAB (763, 765)	0	0	0	0	0
59086	DEPT CREDIT	0	0	0	0	0
59170	Engineering Overhead Charged (731 & 732)	0	0	0	0	0
59190	Allocated to Service Areas (formula)	(228,376)	(152,452)	(308,209)	(321,615)	(324,639)
59200	Engineering (over) under charged (731 & 732)	0	0	0	0	0
NET AFTER ALLOCATION		0	0	0	0	0
TOTAL DEPT EXPENSES WITHOUT LABOR		164,795	86,457	168,912	182,391	180,126

DEPARTMENT EXPENSE SUMMARY
Budget Fiscal Year 2013/14

871-74401
Water Ops MV, SC, Perris
R.Gingras

Account	Description	2011/12 Actual	2012/13 Dec YTD	2012/13 Budget	2012/13 Projected	2013/14 Budget
53150	Direct Labor	62,985	43,112	140,337	90,950	142,749
53199	Labor - Students (HR Only) & Contract Retirees	0	0	0	0	0
53550	Labor - Standby	34,281	15,384	38,000	32,455	36,000
54120	Direct Materials	3,592	60	5,000	126	5,000
54121	Department Furniture & Non-Electronic Equip	0	0	798	0	1,464
54122	Electronic / Computer Equip and Software	872	4,699	1,960	9,913	3,390
54123	Meter Material	0	0	0	0	0
54124	Safety Supplies & Small Safety Tools	7,438	1,377	5,500	2,904	5,250
54125	New Computer Workstations	0	0	2,200	0	4,400
54126	Replacement Computer Workstations	0	0	3,600	0	0
54127	Network Materials	0	0	0	0	0
54140	Inventory Materials	11,156	3,795	12,000	8,006	10,000
54244	Oils & Lubricants	0	0	0	0	0
54245	Tires	0	0	0	0	0
54246	Diesel	0	0	0	0	0
54247	Natural Gas / Propane	0	0	0	0	0
54248	Gasoline	0	0	0	0	0
54343	Auto Parts	0	0	0	0	0
54344	Equipment Parts - Other	0	0	0	0	0
54446	Tools (All)	3,630	1,408	8,884	2,970	8,884
54568	Inventory-Sales Tax	0	0	0	0	0
54569	Inventory-Freight	0	0	0	0	0
55170	Electric Power	0	0	0	0	0
55271	Natural Gas	0	0	0	0	0
55373	Telephone	1,215	684	500	1,444	1,000
55472	Other Utilities	0	0	0	0	0
56160	Outside Services	1,158	333	2,000	703	2,000
56161	Temporary Services	0	0	3,000	0	0
56162	Repairs - Radio	0	0	0	0	1,000
56163	Security Services	0	0	0	0	0
56174	Repairs-Automotive	0	0	0	0	0
56177	Repairs-All Outside	0	0	0	0	0
56178	Major Maint & Repair - Planned	0	0	0	0	0
56179	Major Maint & Repair - Unplanned	0	0	0	0	0
56180	Janitorial Services	0	0	0	0	0
56181	Refuse and Waste Hauling	0	0	0	0	0
56227	Network Services	0	0	0	0	0
56265	Computer Consulting & Programming	0	0	0	0	0
56266	Consultants - Other	0	1,800	0	3,797	0
56267	Consultants - Engineering	0	0	0	0	0
56268	Safety Consultants	0	0	0	0	0
56430	Air Quality Compliance Costs	0	0	0	0	0
56434	Tests - Outside Lab Services	0	0	0	0	0
56463	Tests - EMWD Laboratory	0	0	0	0	0
56560	Postage	0	0	100	0	100
56565	Insurance	0	0	0	0	0
56768	Outside Permit Fees	0	0	0	0	0
56770	SCAQMD Fees	0	0	0	0	0
56775	Taxes & Assessments	0	0	0	0	0
56900	Election Expense	0	0	0	0	0
57000	Agency Contributions	0	0	0	0	0
57130	Outside Equipment Rental	64	0	1,000	0	1,000
57131	Space Rent	0	0	0	0	0
57133	Maintenance Contracts	0	0	0	0	0
57134	Software Maintenance Contracts	0	0	0	0	0
57235	Equipment Rental - EMWD Vehicle Pool	306,959	138,169	307,000	291,484	292,000
57237	Work Clothes Rental - OMC only	0	0	0	0	0
58121	Conference Fees	0	0	800	0	800
58122	Technical Training - In House	0	0	0	0	0
58123	Technical Training - Outside	0	0	600	0	600
58124	Safety Training	0	0	0	0	0
58161	Employee Travel-Expense	13	9	800	19	800
58163	Dues & Memberships	0	0	0	0	0
58164	Subscriptions	0	0	0	0	0
58240	Legal Fees	0	0	0	0	0
58250	Legal Fees - Other	0	0	0	0	0
58930	Banking Service Fees	0	0	0	0	0
TOTAL DEPARTMENT EXPENSES		433,363	210,830	534,079	444,771	516,437
59080	DEPT CREDITS - LAB (749)	0	0	0	0	0
59082	DEPT CREDITS - WAREHOUSE (764)	0	0	0	0	0
59084	DEPT CREDITS - MAPS (735)	0	0	0	0	0
59085	DEPT CREDIT - MATERIAL FAB (763, 765)	0	0	0	0	0
59086	DEPT CREDIT	0	0	0	0	0
59170	Engineering Overhead Charged (731 & 732)	0	0	0	0	0
59190	Allocated to Service Areas (formula)	(433,363)	(210,830)	(534,079)	(444,771)	(516,437)
59200	Engineering (over) under charged (731 & 732)	0	0	0	0	0
NET AFTER ALLOCATION		0	0	0	0	0
TOTAL DEPT EXPENSES WITHOUT LABOR		336,098	152,334	355,742	321,366	337,688

DEPARTMENT EXPENSE SUMMARY
Budget Fiscal Year 2013/14

871-754
Recycled Water Ops
B.Rathbone

Account	Description	2011/12 Actual	2012/13 Dec YTD	2012/13 Budget	2012/13 Projected	2013/14 Budget
53150	Direct Labor	242,240	153,536	192,116	323,902	227,738
53199	Labor - Students (HR Only) & Contract Retirees	0	0	0	0	0
53550	Labor - Standby	11,369	5,298	13,000	11,177	13,000
54120	Direct Materials	655	2,437	0	5,141	200
54121	Department Furniture & Non-Electronic Equip	1,457	0	1,580	0	1,760
54122	Electronic / Computer Equip and Software	2,678	5,841	4,810	12,323	4,760
54123	Meter Material	0	0	0	0	0
54124	Safety Supplies & Small Safety Tools	3,425	123	1,500	259	1,800
54125	New Computer Workstations	0	3,408	0	7,189	0
54126	Replacement Computer Workstations	1,278	4,761	3,900	10,044	829
54127	Network Materials	0	0	0	0	0
54140	Inventory Materials	3,785	921	1,000	1,943	1,000
54244	Oils & Lubricants	0	0	0	0	0
54245	Tires	0	0	0	0	0
54246	Diesel	0	0	0	0	0
54247	Natural Gas / Propane	0	0	0	0	0
54248	Gasoline	0	0	0	0	0
54343	Auto Parts	0	0	0	0	2,426
54344	Equipment Parts - Other	74	0	4,426	0	0
54446	Tools (All)	4,890	1,004	4,200	2,117	6,300
54568	Inventory-Sales Tax	0	0	0	0	0
54569	Inventory-Freight	0	0	0	0	0
55170	Electric Power	0	0	0	0	0
55271	Natural Gas	0	0	0	0	0
55373	Telephone	2,676	1,581	0	3,336	0
55472	Other Utilities	0	0	0	0	0
56160	Outside Services	2,081	17,850	3,000	37,657	0
56161	Temporary Services	0	0	0	0	0
56162	Repairs - Radio	0	0	0	0	0
56163	Security Services	0	0	0	0	0
56174	Repairs-Automotive	0	0	0	0	0
56177	Repairs-All Outside	0	0	0	0	0
56178	Major Maint & Repair - Planned	0	0	0	0	0
56179	Major Maint & Repair - Unplanned	0	0	0	0	0
56180	Janitorial Services	0	0	0	0	0
56181	Refuse and Waste Hauling	0	0	0	0	0
56227	Network Services	0	0	0	0	0
56265	Computer Consulting & Programming	0	0	0	0	0
56266	Consultants - Other	0	1,800	5,000	3,797	0
56267	Consultants - Engineering	0	0	0	0	0
56268	Safety Consultants	208	0	0	0	0
56430	Air Quality Compliance Costs	0	0	0	0	0
56434	Tests - Outside Lab Services	0	0	0	0	0
56463	Tests - EMWD Laboratory	0	0	0	0	0
56560	Postage	0	0	0	0	0
56565	Insurance	0	0	0	0	0
56768	Outside Permit Fees	0	0	0	0	0
56770	SCAQMD Fees	0	0	0	0	0
56775	Taxes & Assessments	0	0	0	0	0
56900	Election Expense	0	0	0	0	0
57000	Agency Contributions	0	0	0	0	0
57130	Outside Equipment Rental	37	0	0	0	0
57131	Space Rent	0	0	0	0	0
57133	Maintenance Contracts	0	0	0	0	0
57134	Software Maintenance Contracts	0	0	0	0	0
57235	Equipment Rental - EMWD Vehicle Pool	91,885	36,914	90,129	77,875	78,000
57237	Work Clothes Rental - OMC only	0	0	0	0	0
58121	Conference Fees	0	0	4,020	0	0
58122	Technical Training - In House	0	0	0	0	0
58123	Technical Training - Outside	0	0	1,800	0	0
58124	Safety Training	0	0	0	0	0
58161	Employee Travel-Expense	49	0	4,200	0	0
58163	Dues & Memberships	2,000	75	2,000	158	0
58164	Subscriptions	0	0	0	0	0
58240	Legal Fees	0	0	0	0	0
58250	Legal Fees - Other	0	0	0	0	0
58930	Banking Service Fees	0	0	0	0	0
TOTAL DEPARTMENT EXPENSES		370,788	235,549	336,681	496,918	337,813
59080	DEPT CREDITS - LAB (749)	0	0	0	0	0
59082	DEPT CREDITS - WAREHOUSE (764)	0	0	0	0	0
59084	DEPT CREDITS - MAPS (735)	0	0	0	0	0
59085	DEPT CREDIT - MATERIAL FAB (763, 765)	0	0	0	0	0
59086	DEPT CREDIT	0	0	0	0	0
59170	Engineering Overhead Charged (731 & 732)	0	0	0	0	0
59190	Allocated to Service Areas (formula)	(370,788)	(235,549)	(336,681)	(496,918)	(337,813)
59200	Engineering (over) under charged (731 & 732)	0	0	0	0	0
NET AFTER ALLOCATION		0	0	0	0	0
TOTAL DEPT EXPENSES WITHOUT LABOR		117,178	76,715	131,565	161,839	97,075

WATER RECLAMATION DEPARTMENT

Fiscal Year 2013-2014

Mission Statement

The mission of the Water Reclamation Department is to provide safe, reliable and cost effective treatment of wastewater resulting in high quality tertiary recycled water for maximum beneficial reuse.

Roles and Responsibilities

The department is responsible for the daily operation of four regional water reclamation facilities (i.e. wastewater treatment plants) serving the communities of Hemet, San Jacinto, Moreno Valley, Menifee, Perris, Sun City, Murrieta, and Temecula. Annually, the four plants treat approximately 16 billion gallons of wastewater and provides approximately 50,000 acre-feet of tertiary recycled water to municipal, industrial, and agricultural customers for beneficial reuse.

Accomplishments in FY 2012/13

- ◆ Moreno Valley Regional Water Reclamation Facility (MVRWRF) Sludge Digesters – Staff at the MVRWRF recently began operating a new solids process called “acid-phase anaerobic digestion.” This process provides for enhanced solids treatment while boosting production of renewable biogas. The additional biogas is delivered to the plant’s existing 900 kW fuel cell power generating facility where it is converted to electrical energy for use throughout the wastewater treatment plant. These fuel cells have the capacity to offset approximately \$500,000 per year in electrical energy purchased from Southern California Edison while reducing carbon emissions.
- ◆ Perris Valley Regional Water Reclamation Facility (PVRWRF) New Plant 3 – Staff at the PVRWRF entered the fiscal year operating a step feed activated sludge process in the newly constructed Plant 3. This plant is capable of treating 16 million gallons of wastewater per day and is equipped with anaerobic sludge digesters capable of converting organic waste into renewable biogas.
- ◆ New 600 kW Fuel Cell - Staff placed a new 600 kW fuel cell power generating facility into service at the Perris Valley Regional Water Reclamation Facility. The fuel cell operates on renewable biogas generated in the plant’s anaerobic digesters and has the capacity to offset approximately \$400,000 per year in electrical energy purchased from Southern California Edison while reducing carbon emissions.
- ◆ Overtime Reductions – The Water Reclamation Department has reduced overtime in each of the last three years by approximately 40 percent, saving over \$200,000 in labor costs.
- ◆ Treated Effluent Water Quality – Modifications to operational processes and sampling methods have resulted in a significant improvement in water quality reported to the California Department of Water Resources.
- ◆ Improved Recycled Water Production – Staff have implemented a new program to monitor and report wastewater plant operations which impact recycled water production. This effort has focused staff to make operational changes to improve reliability. As a result, the “up-time” for recycled water production has increased approximately nine percent since the program’s implementation.
- ◆ Data Management – The District’s four regional water reclamation facilities are heavily regulated by the federal, State, and local regulatory agencies. This past year plant staff implemented a new data management software application called ADAM (Automated Data Approval Module) for reporting voluminous amounts of operational data to the agencies. The software interfaces directly with each plant’s supervisory control and data acquisition system and provides a graphical interface for data validation.

Budget Constraints and Key Variances

The primary constraints for the coming fiscal year include:

- ◆ An approximately ten percent increase in rates for electricity purchased from Southern California Edison
- ◆ Additional energy demands required to place Plant 2 back into operation at the Perris Regional Water Reclamation Facility

Market fluctuations in the price of natural gas present a challenge to the department. Since experiencing a twelve-year low in natural gas commodity prices in May 2012, there has been a 56

WATER RECLAMATION DEPARTMENT

Fiscal Year 2013-2014

percent increase. Controlling labor costs will also be a significant challenge as new wastewater treatment facilities are placed into service at the San Jacinto Valley, Temecula Valley, and Perris Valley Regional Water Reclamation Facilities. Significant variances in the proposed budget include the following expenses:

- ◆ Staffing
- ◆ Materials
- ◆ Chemicals
- ◆ Electric Power
- ◆ Natural Gas
- ◆ Outside Services

Goals and Objectives for FY 2013/14

- ◆ Startup and operate the new solids treatment facilities and tertiary effluent pump station at the San Jacinto Valley Regional Water Reclamation Facility.
- ◆ Startup and operate Plant 2 at the Perris Valley Regional Water Reclamation Facility.
- ◆ Preserve recent gains in recycled water production reliability.
- ◆ Continue efforts to improve plant effluent water quality.
- ◆ Reduce chemical costs by improving upstream wastewater treatment processes.
- ◆ Reduce biosolids disposal costs five percent by improving dewatering process performance.
- ◆ Strive to offset increases in electrical power rates by maximizing the use of renewable biogas.
- ◆ Pursue Cal/STAR re-certification from Cal/OSHA for each of the four wastewater treatment plants.
- ◆ Increase efficiencies by completing implementation of a new job safety analysis program.

Department Summary

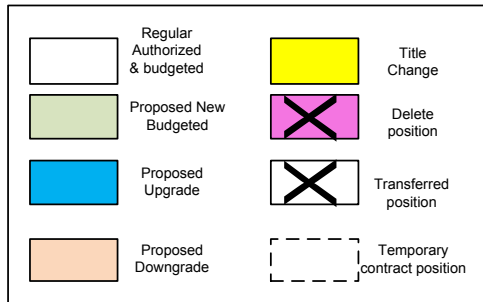
Water Reclamation	2012/13		2013/14		Budget to Budget Variance	
	Budget		Budget		\$	%
Wages	\$ 6,901,247	\$	7,063,517	\$	162,270	2.4%
Benefits	3,572,996		3,685,244		112,248	3.1%
Total Wages & Benefits	\$ 10,474,243	\$	10,748,761	\$	274,518	2.6%
Materials & Supplies	3,275		6,015		2,740	83.7%
Utilities	-		-		-	
Outside Services	10,000		14,000		4,000	40.0%
Rents & Leases	88,100		100,755		12,655	14.4%
Administrative Expenses	60,075		51,900		(8,175)	-13.6%
Reimbursed Expenses	-		-		-	
Total Non-Labor Expenses	161,450		172,670		11,220	6.9%
Total Department Expense	\$ 10,635,693	\$	10,921,431	\$	285,738	2.7%
Allocation of Wages & Benefits To:						
Capital Projects	\$ -	\$	-	\$	-	
Plants & Service Areas	9,658,867		9,894,154		235,287	2.4%
Department General & Administrative	815,376		854,607		39,231	4.8%
Total Wages & Benefits	\$ 10,474,243	\$	10,748,761	\$	274,518	2.6%
Number of Authorized Positions	88		88		0	0.0%

Position Changes

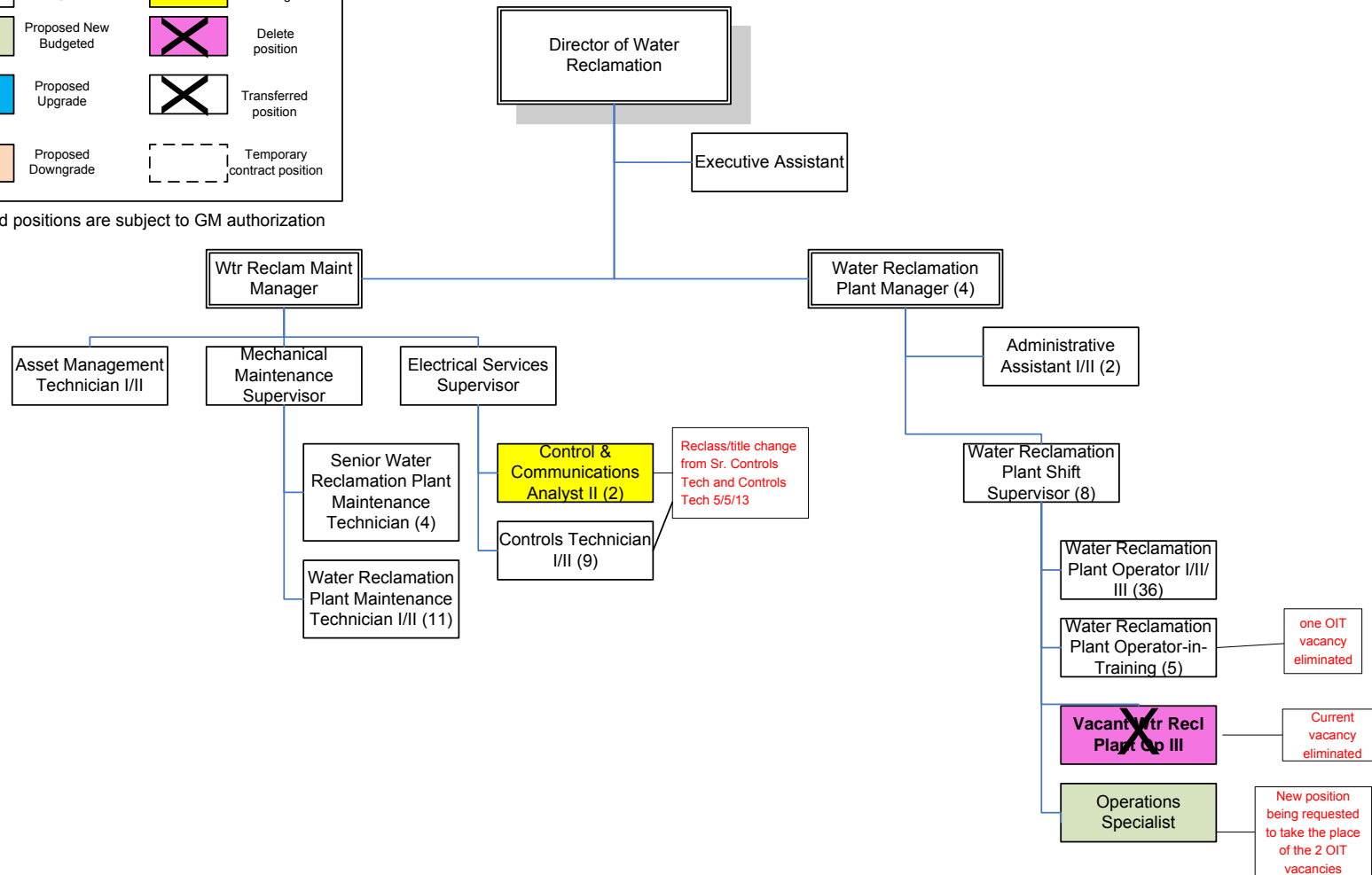
For FY 2013/14, there is no change in the number of authorized positions. However, the composition of positions has changed: one operator vacancy will be replaced with an Operations Specialist position which will support treatment process control.

Water Reclamation

(88)



Budgeted positions are subject to GM authorization



Modified 5/17/13

DEPARTMENT EXPENSE SUMMARY
Budget Fiscal Year 2013/14

890-758
Reclamation Administration
J.Wall

Account	Description	2011/12 Actual	2012/13 Dec YTD	2012/13 Budget	2012/13 Projected	2013/14 Budget
53150	Direct Labor	492,046	252,017	482,735	531,658	492,231
53199	Labor - Students (HR Only) & Contract Retirees	0	0	0	0	0
53550	Labor - Standby	0	0	0	0	0
54120	Direct Materials	0	180	0	381	400
54121	Department Furniture & Non-Electronic Equip	0	0	675	0	800
54122	Electronic / Computer Equipt and Software	248	0	0	0	80
54123	Meter Material	0	0	0	0	0
54124	Safety Supplies & Small Safety Tools	5	2	0	5	0
54125	New Computer Workstations	28	0	2,600	0	0
54126	Replacement Computer Workstations	0	0	0	0	520
54127	Network Materials	0	0	0	0	0
54140	Inventory Materials	0	0	0	0	0
54244	Oils & Lubricants	0	0	0	0	0
54245	Tires	0	0	0	0	0
54246	Diesel	0	0	0	0	0
54247	Natural Gas / Propane	0	0	0	0	0
54248	Gasoline	0	0	0	0	0
54343	Auto Parts	0	0	0	0	0
54344	Equipment Parts - Other	0	0	0	0	0
54446	Tools (All)	0	0	0	0	0
54568	Inventory-Sales Tax	0	0	0	0	0
54569	Inventory-Freight	0	0	0	0	0
55170	Electric Power	0	0	0	0	0
55271	Natural Gas	0	0	0	0	0
55373	Telephone	0	0	0	0	0
55472	Other Utilities	0	0	0	0	0
56160	Outside Services	0	0	0	0	0
56161	Temporary Services	0	0	0	0	0
56162	Repairs - Radio	0	0	0	0	0
56163	Security Services	0	0	0	0	0
56174	Repairs-Automotive	0	0	0	0	0
56177	Repairs-All Outside	0	0	0	0	0
56178	Major Maint & Repair - Planned	0	0	0	0	0
56179	Major Maint & Repair - Unplanned	0	0	0	0	0
56180	Janitorial Services	0	0	0	0	0
56181	Refuse and Waste Hauling	0	0	0	0	0
56227	Network Services	0	0	0	0	0
56265	Computer Consulting & Programming	0	0	0	0	0
56266	Consultants - Other	0	0	0	0	0
56267	Consultants - Engineering	0	0	0	0	0
56268	Safety Consultants	0	0	0	0	0
56430	Air Quality Compliance Costs	0	0	0	0	0
56434	Tests - Outside Lab Services	0	0	0	0	0
56463	Tests - EMWD Laboratory	0	0	0	0	0
56560	Postage	0	0	0	0	0
56565	Insurance	0	0	0	0	0
56768	Outside Permit Fees	0	0	0	0	0
56770	SCAQMD Fees	0	0	0	0	0
56775	Taxes & Assessments	0	0	0	0	0
56900	Election Expense	0	0	0	0	0
57000	Agency Contributions	0	0	0	0	0
57130	Outside Equipment Rental	0	0	0	0	0
57131	Space Rent	0	0	0	0	0
57133	Maintenance Contracts	0	0	0	0	0
57134	Software Maintenance Contracts	0	0	0	0	0
57235	Equipment Rental - EMWD Vehicle Pool	36,864	23,946	38,100	50,517	21,000
57237	Work Clothes Rental - OMC only	0	0	0	0	0
58121	Conference Fees	955	1,908	450	4,025	2,000
58122	Technical Training - In House	0	0	0	0	0
58123	Technical Training - Outside	0	0	0	0	0
58124	Safety Training	0	0	0	0	0
58161	Employee Travel-Expense	836	992	1,400	2,093	3,000
58163	Dues & Memberships	490	0	425	0	500
58164	Subscriptions	0	0	0	0	0
58240	Legal Fees	0	0	0	0	0
58250	Legal Fees - Other	0	0	0	0	0
58930	Banking Service Fees	0	0	0	0	0
TOTAL DEPARTMENT EXPENSES		531,471	279,045	526,385	588,679	520,531
59080	DEPT CREDITS - LAB (749)	0	0	0	0	0
59082	DEPT CREDITS - WAREHOUSE (764)	0	0	0	0	0
59084	DEPT CREDITS - MAPS (735)	0	0	0	0	0
59085	DEPT CREDIT - MATERIAL FAB (763, 765)	0	0	0	0	0
59086	DEPT CREDIT	0	0	0	0	0
59170	Engineering Overhead Charged (731 & 732)	0	0	0	0	0
59190	Allocated to Service Areas (formula)	(531,471)	(279,045)	(526,385)	(588,679)	(520,531)
59200	Engineering (over) under charged (731 & 732)	0	0	0	0	0
NET AFTER ALLOCATION		0	0	0	0	0
TOTAL DEPT EXPENSES WITHOUT LABOR		39,426	27,029	43,650	57,021	28,300

DEPARTMENT EXPENSE SUMMARY
Budget Fiscal Year 2013/14

895-759
Reclamation Summary
J.Wall

Account	Description	2011/12 Actual	2012/13 Dec YTD	2012/13 Budget	2012/13 Projected	2013/14 Budget
53150	Direct Labor	455,911	313,350	278,914	661,049	302,811
53199	Labor - Students (HR Only) & Contract Retirees	0	0	0	0	0
53550	Labor - Standby	50,415	24,068	53,727	50,775	59,565
54120	Direct Materials	1,633	748	0	1,577	1,500
54121	Department Furniture & Non-Electronic Equip	24	0	0	0	0
54122	Electronic / Computer Equip and Software	18	82	0	172	115
54123	Meter Material	0	0	0	0	0
54124	Safety Supplies & Small Safety Tools	1,246	414	0	873	800
54125	New Computer Workstations	0	0	0	0	0
54126	Replacement Computer Workstations	1,384	0	0	0	0
54127	Network Materials	0	0	0	0	0
54140	Inventory Materials	1,872	2,685	0	5,664	1,800
54244	Oils & Lubricants	0	0	0	0	0
54245	Tires	0	0	0	0	0
54246	Diesel	0	0	0	0	0
54247	Natural Gas / Propane	0	0	0	0	0
54248	Gasoline	0	0	0	0	0
54343	Auto Parts	0	0	0	0	0
54344	Equipment Parts - Other	0	0	0	0	0
54446	Tools (All)	193	0	0	0	0
54568	Inventory-Sales Tax	0	0	0	0	0
54569	Inventory-Freight	0	0	0	0	0
55170	Electric Power	0	0	0	0	0
55271	Natural Gas	0	0	0	0	0
55373	Telephone	0	0	0	0	0
55472	Other Utilities	0	0	0	0	0
56160	Outside Services	7,738	1,278	10,000	2,696	4,000
56161	Temporary Services	61	7,211	0	15,211	10,000
56162	Repairs - Radio	0	0	0	0	0
56163	Security Services	0	0	0	0	0
56174	Repairs-Automotive	0	0	0	0	0
56177	Repairs-All Outside	0	0	0	0	0
56178	Major Maint & Repair - Planned	0	0	0	0	0
56179	Major Maint & Repair - Unplanned	0	0	0	0	0
56180	Janitorial Services	0	0	0	0	0
56181	Refuse and Waste Hauling	0	67	0	141	0
56227	Network Services	0	0	0	0	0
56265	Computer Consulting & Programming	0	0	0	0	0
56266	Consultants - Other	0	0	0	0	0
56267	Consultants - Engineering	0	0	0	0	0
56268	Safety Consultants	279	0	0	0	0
56430	Air Quality Compliance Costs	0	0	0	0	0
56434	Tests - Outside Lab Services	0	0	0	0	0
56463	Tests - EMWD Laboratory	0	0	0	0	0
56560	Postage	0	0	0	0	0
56565	Insurance	0	0	0	0	0
56768	Outside Permit Fees	0	0	0	0	0
56770	SCAQMD Fees	0	0	0	0	0
56775	Taxes & Assessments	0	0	0	0	0
56900	Election Expense	0	0	0	0	0
57000	Agency Contributions	0	0	0	0	0
57130	Outside Equipment Rental	0	0	0	0	0
57131	Space Rent	0	0	0	0	0
57133	Maintenance Contracts	0	0	0	0	0
57134	Software Maintenance Contracts	0	0	0	0	0
57235	Equipment Rental - EMWD Vehicle Pool	48,114	25,007	50,000	52,755	79,755
57237	Work Clothes Rental - OMC only	0	0	0	0	0
58121	Conference Fees	285	95	2,500	200	200
58122	Technical Training - In House	12,624	0	40,000	0	10,000
58123	Technical Training - Outside	250	0	0	0	23,000
58124	Safety Training	0	0	0	0	0
58161	Employee Travel-Expense	8,925	3,148	15,300	6,641	12,300
58163	Dues & Memberships	264	360	0	759	900
58164	Subscriptions	0	0	0	0	0
58240	Legal Fees	0	0	0	0	0
58250	Legal Fees - Other	0	0	0	0	0
58930	Banking Service Fees	0	0	0	0	0
TOTAL DEPARTMENT EXPENSES		591,235	378,511	450,441	798,513	506,746
59080	DEPT CREDITS - LAB (749)	0	0	0	0	0
59082	DEPT CREDITS - WAREHOUSE (764)	0	0	0	0	0
59084	DEPT CREDITS - MAPS (735)	0	0	0	0	0
59085	DEPT CREDIT - MATERIAL FAB (763, 765)	0	0	0	0	0
59086	DEPT CREDIT	0	0	0	0	0
59170	Engineering Overhead Charged (731 & 732)	0	0	0	0	0
59190	Allocated to Service Areas (formula)	(591,235)	(378,511)	(450,441)	(798,513)	(506,746)
59200	Engineering (over) under charged (731 & 732)	0	0	0	0	0
NET AFTER ALLOCATION		0	0	0	0	0
TOTAL DEPT EXPENSES WITHOUT LABOR		84,909	41,093	117,800	86,689	144,370

CAPITAL BUDGET

Operating Fixed Assets
Capital Improvement Program
Special Projects & Studies
Conservation Projects

Defining Operating Fixed Assets vs. Capital Improvement Program (CIP)

The District's operating fixed assets are comprised of assets acquired for the normal conduct of operations that will benefit more than a single fiscal period. These assets typically do not require planning or permitting and have shorter useful lives than assets in the Capital Improvement Program.

Conversely, the capital improvement program is comprised of the District's facility needs that cover a five-year period. The CIP includes long-term capital outlay investment in plants, pipelines, conveyance system, land, facilities, and other significant improvements.

OPERATING FIXED ASSETS

Vehicles & Major Equipment

I.T. Infrastructure Projects & Equipment

Maintenance Projects & Equipment

Furniture & Office Equipment

OPERATING FIXED ASSETS

Fiscal Year 2013-2014

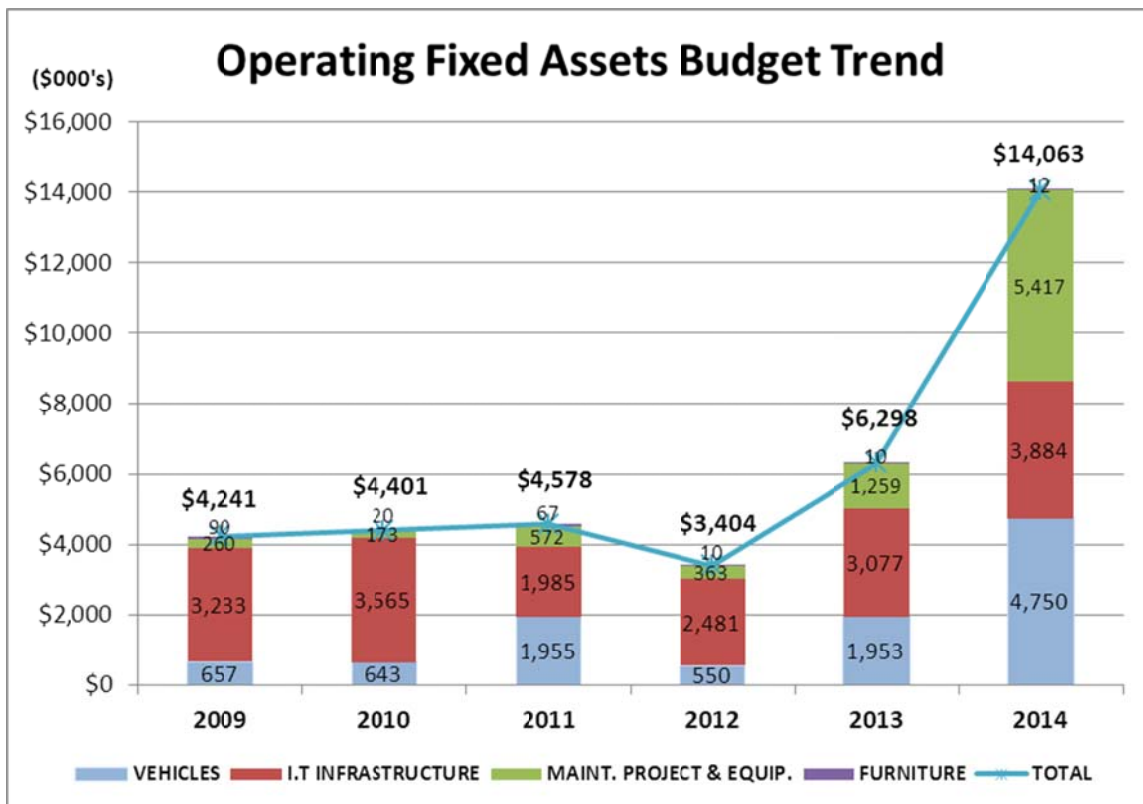
The chart below shows a six year trend of budgeted operating fixed assets. The increase in the FY 2013/14 Budget is driven primarily by requirements in both vehicles & equipment and maintenance projects.

Vehicles & Equipment

The current existing vehicle fleet is comprised of vehicles whose average age is roughly 13 years. The approach to vehicle replacement that was used during Fiscal Year's 2008/09 – 2012/13 was to postpone purchases in an effort to maximize the return on investment. This effort has resulted in the need to replace the aging fleet in FY 2013/14. The estimated vehicle and equipment expenditure for FY 2013/14 is \$4.8 million.

Additionally, heavy duty replacement vehicles comprise \$1.4 million of the \$4.8 million total for FY 2013/14. As a result of increased regulation and stringent air quality requirements, heavy duty replacement vehicles must be powered by alternative fuels (e.g. compressed natural gas – CNG). Generally, alternative fueled vehicles are roughly 3 times the cost of the diesel-powered counterparts.

Finally, included in the FY 2013/14 Budget is an additional \$0.8 million for the replacement of 6 diesel-powered emergency generators that do not meet air quality regulatory requirements due to the age of the units.



OPERATING FIXED ASSETS

Fiscal Year 2013-2014

Maintenance Projects and Equipment

The increase in maintenance projects and equipment to \$5.4 million in the 2013/14 budget is higher than previous years; however, this amount is somewhat distorted in comparison because this is the first year where all maintenance projects are included in the budget. Previously, only tools were included in the budgets.

Some of the larger projects included in 2013/14 that previously were not included in the budgets are: a) VFD replacements - \$0.7 million; b) Morton Lift Station pump replacements - \$0.4 million; c) Energy Management System (EMC) upgrade for the OMC/AC buildings - \$0.4 million.

Information Technology Infrastructure

The estimated information technology asset purchases in FY 2013/14 is \$3.9 million. These purchases are comprised of hardware and infrastructure upgrades, due to end-of-life for servers and PCs. Also included is a project to implement a new meter data management system.

The General Manager may authorize changes to operating fixed assets to be purchases with budgeted funds for FY 2013/14, within each major category: Vehicles & Equipment, Maintenance Projects and Equipment, and Information Technology Infrastructure. Expenditures beyond budgeted funds may require Board approval in accordance with the District's procurement policies and Administrative Code.

**OPERATING FIXED ASSETS
VEHICLES & MAJOR EQUIPMENT
FISCAL YEAR 2013/14 BUDGET**

Branch / Department / Item Description	Replaces Unit	Light / Medium Vehicles	Heavy Trucks	Tractors/ Generators/Other
FINANCE & ADMINISTRATION BRANCH				
811 CUSTOMER SERVICE & METER SERVICES				
1/2 TON PICKUP TRUCK, CLASS 2 (Radio Only)		\$ 5,000		
ONE TON SERVICE TRUCK, CLASS 2 (Radio Only)		\$ 3,000		
CUSTOMER SERVICE & METER SERVICES TOTAL		\$ 8,000	\$ -	\$ -
FINANCE & ADMINISTRATION BRANCH TOTAL		\$ 8,000	\$ -	\$ -
ENGINEERING & CONSTRUCTION BRANCH				
824 PLANNING				
1 LIGHT UTILITY VAN CLASS 2	89	\$ 28,000		
PLANNING TOTAL		\$ 28,000	\$ -	\$ -
880 ENVIRONMENTAL AND REGULATORY				
1/2 TON 4X4 PICKUP TRUCK, CLASS 2 (Radio Only)		\$ 5,000		
ENVIRONMENTAL AND REGULATORY TOTAL		\$ 5,000	\$ -	\$ -
832 FIELD ENGINEERING				
1/2 TON PICKUP TRUCK XCAB, CLASS 2 (Radio Only)		\$ 5,000		
1/2 TON PICKUP TRUCK XCAB, CLASS 2 (Radio Only)		\$ 5,000		
FIELD ENGINEERING TOTAL		\$ 10,000	\$ -	\$ -
835 ENGINEERING SERVICES				
1/2 TON PICKUP TRUCK XCAB, W/SHELL CLASS 2 (Radio Only)		\$ 5,000		
1/2 TON PICKUP TRUCK XCAB, W/SHELL CLASS 2 (Radio Only)		\$ 5,000		
ENGINEERING SERVICES TOTAL		\$ 10,000	\$ -	\$ -
ENGINEERING & CONSTRUCTION BRANCH TOTAL		\$ 53,000	\$ -	\$ -
OPERATIONS & MAINTENANCE BRANCH				
851 SHOP SERVICES				
1 3 AXLE 45 TON CRANE CNG, CLASS 8			\$ 465,000	
1 6K LB CAP LOW CLEARANCE FORKLIFT	146			\$ 35,000
SHOP SERVICES TOTAL		\$ -	\$ 465,000	\$ 35,000
853 COLLECTION SYSTEMS MAINTENANCE				
1 SERVICE TRUCK, CLASS 4	143	\$ 55,000		
1 1 TON SERVICE TRUCK WITH BALLING RIG	503	\$ 35,000		
1 HEAVY SERVICE BED TRUCK WITH CRANE. CLASS 8	609		\$ 200,000	
MECHANICAL SERVICES TOTAL		\$ 90,000	\$ 200,000	\$ -

**OPERATING FIXED ASSETS
VEHICLES & MAJOR EQUIPMENT
FISCAL YEAR 2013/14 BUDGET**

Branch / Department / Item Description	Replaces Unit	Light / Medium Vehicles	Heavy Trucks	Tractors/ Generators/Other
854 MECHANICAL SERVICES				
1 1/2 TON PICKUP TRUCK, CLASS 2	107	\$ 23,000		
1 MECHANIC'S SERVICE TRUCK CLASS 4	196	\$ 75,000		
1 250kW PORTABLE GENERATOR	40			\$ 150,000
1 275kW PORTABLE GENERATOR	45			\$ 160,000
1 120 kW PORTABLE GENERATOR	53			\$ 120,000
1 320 kW PORTABLE GENERATOR	127			\$ 175,000
1 120kW PORTABLE GENERATOR	132			\$ 120,000
1 125kW PORTABLE GENERATOR	164			\$ 120,000
1 MECHANIC'S SERVICE TRUCK CLASS 4	87	\$ 75,000		
1 MECHANIC'S SERVICE TRUCK CLASS 4	145	\$ 75,000		
MECHANICAL SERVICES TOTAL		\$ 248,000	\$ -	\$ 845,000
855 ELECTRICAL SERVICES				
1 ELECTRICIANS SERVICE VAN, CLASS 3	85	\$ 48,000		
1 ELECTRICIANS SERVICE VAN, CLASS 3	204	\$ 48,000		
1 ELECTRICIANS SERVICE VAN, CLASS 3	205	\$ 48,000		
1 ELECTRICIANS SERVICE VAN, CLASS 3	339	\$ 48,000		
1 ELECTRICIANS SERVICE VAN, CLASS 3	347	\$ 48,000		
1 ELECTRICIANS SERVICE VAN, CLASS 3	348	\$ 48,000		
1 ELECTRICIANS SERVICE VAN, CLASS 3	350	\$ 48,000		
1 ELECTRICIANS SERVICE VAN, CLASS 3	603	\$ 48,000		
3/4 TON PICKUP, CLASS 2 (Radio Only)		\$ 3,000		
1 SERVICE TRUCK WITH MANLIFT, CLASS 5	618	\$ 96,000		
ELECTRICAL SERVICES TOTAL		\$ 483,000	\$ -	\$ -
856 FIELD SERVICES				
1/2 TON PICKUP TRUCK, CLASS 2 (Radio Only)		\$ 3,000		
1/2 TON PICKUP TRUCK, CLASS 2 (Radio Only)		\$ 3,000		
3/4 TON PICKUP TRUCK, CLASS 2 (Radio Only)		\$ 3,000		
1/2 TON PICKUP TRUCK, CLASS 2 (Radio Only)		\$ 3,000		
1 3/4 TON PICKUP TRUCK, CLASS 2, WITH ARROW BOARD	57	\$ 30,000		
3/4 TON SERVICE TRUCK, CLASS 2 (Radio Only)		\$ 3,000		
3/4 TON SERVICE TRUCK, CLASS 2 (Radio Only)		\$ 3,000		
SERVICE TRUCK CLASS 4 (Radio Only)		\$ 4,000		
3/4 TON PICKUP, CLASS 2 (Radio Only)		\$ 3,000		
1 1 TON SERVICE TRUCK, CLASS 3	222	\$ 45,000		

**OPERATING FIXED ASSETS
VEHICLES & MAJOR EQUIPMENT
FISCAL YEAR 2013/14 BUDGET**

Branch / Department / Item Description	Replaces Unit	Light / Medium Vehicles	Heavy Trucks	Tractors/ Generators/Other
1 SERVICE TRUCK, CLASS 4	223	\$ 50,000		
1/2 TON PICKUP TRUCK, CLASS 2 (Radio Only)		\$ 3,000		
1 WATER TRUCK, CLASS 7	214		\$ 125,000	
1 2 AXLE DUMP TRUCK, CLASS 7	332		\$ 125,000	
1 3 AXLE DUMP TRUCK, CLASS 8	511		\$ 170,000	
1 HEAVY SERVICE BED TRUCK WITH CRANE. CLASS 8	601		\$ 200,000	
1 CATERPILLAR BACKHOE	159			\$ 125,000
1 WHEEL LOADER	269			\$ 100,000
1 4WD BACKHOE	270			\$ 150,000
1 EQUIPMENT TRAILER	364			\$ 25,000
1 EQUIPMENT TRAILER	367			\$ 25,000
1 4WD 446 BACKHOE	498			\$ 150,000
1 EQUIPMENT TRAILER	506			\$ 25,000
1 EQUIPMENT TRAILER	507			\$ 25,000
FIELD SERVICES TOTAL		\$ 153,000	\$ 620,000	\$ 625,000
871 WATER OPERATIONS & DISTRIBUTION				
1 4X4 SERVICE TRUCK, CLASS 2	35	\$ 35,000		
1/2 TON PICKUP TRUCK XCAB, CLASS 2 (Radio Only)		\$ 5,000		
1 3/4 TON PICKUP TRUCK, CLASS 2, WITH ARROW BOARD	76	\$ 30,000		
4X4 SERVICE TRUCK, CLASS 2 (Radio Only)		\$ 4,000		
1/2 TON PICKUP TRUCK XCAB, CLASS 2 (Radio Only)		\$ 5,000		
1/2 TON PICKUP TRUCK XCAB, CLASS 2 (Radio Only)		\$ 5,000		
1/2 TON PICKUP TRUCK XCAB, CLASS 2 (Radio Only)		\$ 5,000		
1/2 TON PICKUP TRUCK XCAB, CLASS 2 (Radio Only)		\$ 5,000		
1/2 TON PICKUP TRUCK XCAB, CLASS 2 (Radio Only)		\$ 5,000		
1/2 TON PICKUP TRUCK XCAB, CLASS 2 (Radio Only)		\$ 5,000		
1/2 TON PICKUP TRUCK XCAB, CLASS 2 (Radio Only)		\$ 3,000		
1/2 TON PICKUP TRUCK XCAB, CLASS 2 (Radio Only)		\$ 5,000		
1/2 TON PICKUP TRUCK XCAB, CLASS 2 (Radio Only)		\$ 5,000		
1 3/4 TON PICKUP TRUCK, CLASS 2, WITH ARROW BOARD	232	\$ 30,000		
1/2 TON PICKUP TRUCK XCAB 4X4, CLASS 2 (Radio Only)		\$ 5,000		
1/2 TON PICKUP TRUCK XCAB 4X4, CLASS 2 (Radio Only)		\$ 5,000		
1 1 TON SERVICE TRUCK	617	\$ 45,000		

**OPERATING FIXED ASSETS
VEHICLES & MAJOR EQUIPMENT
FISCAL YEAR 2013/14 BUDGET**

Branch / Department / Item Description	Replaces Unit	Light / Medium Vehicles	Heavy Trucks	Tractors/ Generators/Other
1 5000 GALLON WATER TRUCK, CLASS 8	379		\$ 150,000	
1 5000 LB FORKLIFT (PERRIS FILTRATION PLANT)	311			\$ 35,000
WATER OPERATIONS & DISTRIBUTION TOTAL			\$ 197,000	\$ 35,000
895 RWRP MAINTENANCE				
1 ELECTRICIANS SERVICE TRUCK	52	\$ 37,000		
1 ELECTRICIANS SERVICE TRUCK	58	\$ 37,000		
1 ELECTRICIANS SERVICE TRUCK	62	\$ 37,000		
1 ELECTRICIANS SERVICE TRUCK	237	\$ 37,000		
1 1/2 TON PICKUP TRUCK , CLASS 2	246	\$ 23,000		
1 SERVICE TRUCK WITH CRANE	574	\$ 55,000		
1 1/2 4X4 TON PICK UP, CLASS 2	613	\$ 28,000		
RWRP MAINTENANCE TOTAL			\$ 254,000	\$ -
895 SAN JACINTO VALLEY RWRP, SERVICE AREA 31				
1/2 TON 4X4 PICKUP TRUCK, CLASS 2 (Radio Only)		\$ 5,000		
1/2 TON PICKUP TRUCK, CLASS 2 (Radio Only)		\$ 3,000		
1/2 TON PICKUP TRUCK, CLASS 2 (Radio Only)		\$ 3,000		
1 5000 LB CAP FORKLIFT	203			\$ 35,000
SAN JACINTO VALLEY RWRP TOTAL			\$ 11,000	\$ 35,000
895 TEMECULA VALLEY RWRP, SERVICE AREA 34				
1/2 TON PICKUP TRUCK , CLASS 2 (Radio Only)		\$ 3,000		
3/4 TON PICK UP,WITH FUELING TANK CLASS 2 (Radio Only)		\$ 5,000		
TEMECULA VALLEY RWRP TOTAL			\$ 8,000	\$ -
895 PERRIS VALLEY RWRP, SERVICE AREA 35				
1/2 TON PICKUP, CLASS 2 (Radio Only)		\$ 3,000		
1 1/2 TON PICK UP, CLASS 2	20	\$ 23,000		
1 1/2 TON PICKUP TRUCK, CLASS 2	109	\$ 23,000		
1 1/2 TON PICK UP, CLASS 2	130	\$ 23,000		
1/2 TON PICK UP, CLASS 2 (Radio Only)		\$ 3,000		
1 5000 LB CAP FORKLIFT	210			\$ 35,000
1 EXPLOSION PROOF FORKLIFT	522			\$ 100,000
PERRIS VALLEY RWRP TOTAL			\$ 75,000	\$ 135,000

**OPERATING FIXED ASSETS
VEHICLES & MAJOR EQUIPMENT
FISCAL YEAR 2013/14 BUDGET**

Branch / Department / Item Description	Replaces Unit	Light / Medium Vehicles	Heavy Trucks	Tractors/ Generators/Other
898 LOANER POOL				
1 FORKLIFT TRAILER	250	\$ 25,000		
LOANER POOL TOTAL		\$ 25,000	\$ -	\$ -
OPERATIONS & MAINTENANCE BRANCH TOTAL		\$ 1,544,000	\$ 1,435,000	\$ 1,710,000
TOTAL COMBINED VEHICLES & MAJOR EQUIPMENT		\$ 1,605,000	\$ 1,435,000	\$ 1,710,000
GRAND TOTAL		\$ 4,750,000		
TOTAL UNITS			60	

OPERATING FIXED ASSETS
I.T. INFRASTRUCTURE PROJECTS & EQUIPMENT
FISCAL YEAR 2013/14 BUDGET

Branch /Department /Item Description	Budgeted Cost
816 INFORMATION SYSTEMS	
1 Network Core Upgrade	\$ 1,300,000
1 Windows 7 upgrade project (approx. 300 workstations)	\$ 530,000
1 MDMS Implementation (Meter Data Management System)	\$ 400,000
1 Backup Strategy - Juke Box replacement / D2D Expansion	\$ 250,000
1 Microsoft Enterprise Agreement (CompuComm)	\$ 230,000
1 ESRI Geogrphic Information System Licensing (ELA)	\$ 180,000
1 Server Replacements	\$ 150,000
1 Wireless Network Upgrade	\$ 130,000
1 Budget System	\$ 125,000
1 One GIS Project - Phase 4 (Implementation)	\$ 100,000
1 Migration of System Interfaces (SOA)	\$ 100,000
1 Data Warehouse Server Replacement Project	\$ 90,000
8 RSLogix programming software (Upgrade)	\$ 64,000
1 Oracle Licensing (additional licensing for OBI - core based)	\$ 50,000
1 Human Resource / Payroll System (Discovery)	\$ 40,000
1 City View Data Mart	\$ 30,000
1 EBPP Enhancements (E-billing enhancements)	\$ 25,000
1 LRP (Local Resource Program) Audit Report - Phase 2	\$ 25,000
1 Cyborg End-of-Year Patch	\$ 25,000
1 Contract Management Administration System (Subscription)	\$ 10,000
1 Asset Management Analysis Tool	\$ 10,000
1 Fuel Force (Gasoline Management) Upgrade	\$ 10,000
1 CityView Upgrade	\$ 10,000
TOTAL I.T. INFRASTRUCTURE PROJECTS & EQUIPMENT	\$ 3,884,000

**OPERATING FIXED ASSETS
MAINTENANCE PROJECTS & EQUIPMENT
FISCAL YEAR 2013/14 BUDGET**

Branch /Department /Item Description	Budgeted Cost
PLANNING, ENGINEERING & CONSTRUCTION BRANCH	
860 WATER QUALITY/LABORATORY	
1 ICP-MS Instrument for metal analysis	\$ 175,000
1 Segmented Flow Analyzer	\$ 52,000
1 Microbiology Autoclave	\$ 50,000
WATER QUALITY/LABORATORY TOTAL	\$ 277,000
PLANNING, ENGINEERING & CONSTRUCTION BRANCH TOTAL	\$ 277,000
OPERATIONS & MAINTENANCE BRANCH	
871 WATER OPS MV, SC, PERRIS	
1 CET Pumps	\$ 11,000
WATER OPS MV, SC, PERRIS TOTAL	\$ 11,000
850 MAINTENANCE SERVICES	
1 OMC EMS System Replacement	\$ 370,000
1 PVRWRF - Radio Tower Installation	\$ 300,000
1 Lighting Project - Retrofit all Building Exterior and Parking Fixtures	\$ 240,000
1 PWFP Secondary Containment Coating	\$ 145,000
1 NSJRWPP Muffin Monster Install	\$ 120,000
1 Palomar Booster Surge Tank Improvements	\$ 70,000
MAINTENANCE SERVICES TOTAL	\$ 1,245,000
851 FLEET SERVICES AUTO SHOP	
1 FuelForce Upgrade at Remote Sites	\$ 200,000
1 Vehicle Lift Replacement-small rack	\$ 20,000
1 Fueling site EVR Phase 1 Upgrade----OMC	\$ 20,000
1 Fueling site EVR Phase 1 Upgrade----MVRWRF	\$ 10,000

**OPERATING FIXED ASSETS
MAINTENANCE PROJECTS & EQUIPMENT
FISCAL YEAR 2013/14 BUDGET**

Branch /Department /Item Description	Budgeted Cost
1 Fueling site EVR Phase 1 Upgrade----PVRWRF	\$ 10,000
1 Fueling site EVR Phase 1 Upgrade----SJVWRF	\$ 10,000
1 Fueling site EVR Phase 1 Upgrade----TVRWRF	\$ 10,000
FLEET SERVICES AUTO SHOP TOTAL	\$ 280,000
853 COLLECTION SYSTEMS MAINTENANCE	
1 Manhole Rehab & Grouting	\$ 100,000
1 Sewer Camera	\$ 19,000
COLLECTIONS SYSTEMS MAINTENANCE TOTAL	\$ 119,000
854 MECHANICAL SERVICES	
1 Morton Lift Station Pump Replacements	\$ 400,000
1 Vista Booster Pump & Motor Replacement	\$ 240,000
1 Well #29 Rehab	\$ 125,000
1 Reach IV Pressurization Spare Pump	\$ 75,000
2 Portable Emissions Analyzers	\$ 11,000
1 Fuel Conditioning System	\$ 11,000
MECHANICAL SERVICES TOTAL	\$ 862,000
855 ELECTRICAL SERVICES	
1 VFD Replacements @ Auld Road	\$ 400,000
1 VFD Replacements @ Winchester Lift	\$ 300,000
1 OMC-Micro Turbine Engine replacement	\$ 50,000
1 Elsinore Peak Repeater-Installation	\$ 55,000
1 Polling Improvement Project	\$ 45,000
1 OMC UPS Battery Replacement SCADA Room	\$ 30,000
1 Rancho Glen Oaks Repeater Site Improvements	\$ 25,000

**OPERATING FIXED ASSETS
MAINTENANCE PROJECTS & EQUIPMENT
FISCAL YEAR 2013/14 BUDGET**

Branch /Department /Item Description	Budgeted Cost
1 HVAC Replacement/Upgrade@Winchester Lift	\$ 20,000
1 HVAC Replacement@PVRWRF Headworks Bldg.	\$ 15,000
1 HVAC Replacement@PVRWRF (old) TEPS Bldg.	\$ 15,000
1 HVAC Replacement/Upgrade@Well 56 Chem Rm.	\$ 12,000
1 HVAC Replacement/Upgrade@Well 29 Elec. Rm.	\$ 12,000
1 PWFPS UPS Battery Replacement	\$ 10,000
ELECTRICAL SERVICES TOTAL	\$ 989,000
856 FIELD SERVICES	
1 Tank Painting 4 tanks in District (4 tanks per year)	\$ 500,000
1 OMC/AC Asphalt Replacement	\$ 100,000
1 ADA Compliance Retrofit	\$ 100,000
1 Valve Replacement @ Harvill Booster & Cienaga Well	\$ 50,000
FIELD SERVICES TOTAL	\$ 750,000
895 SAN JACINTO RWRf, SERVICE AREA 31	
1 Lighting Upgrade for Heat Recovery & Sludge Transfer Bldgs.	\$ 55,000
2 Replace DAF Recirculation Pumps	\$ 50,000
2 Replace DAF Drive Gearboxes	\$ 40,000
1 Replace Heat Exchanger	\$ 35,000
1 Purchase Spare Primary Sludge Pump	\$ 20,000
1 Replace WAS Pump	\$ 18,000
1 RS Logix Programming Software	\$ 16,000
2 ISCO Samplers	\$ 10,800
SAN JACINTO RWRf TOTAL	\$ 244,800

**OPERATING FIXED ASSETS
MAINTENANCE PROJECTS & EQUIPMENT
FISCAL YEAR 2013/14 BUDGET**

Branch /Department /Item Description	Budgeted Cost
895 MORENO VALLEY, SERVICE AREA 32	
1 Replace Dynasand Filter Media	\$ 50,000
2 Replace DAF Drive Gearboxes	\$ 40,000
1 Replace Influent Lift Station Odor Scrubber Control Panel	\$ 35,000
1 Purchase Critical Spare Polymer Blend Unit for Centrifuge	\$ 30,000
1 Replace Effluent Pump VFD	\$ 27,000
1 Replace Dynasand Filter Draft Tubes	\$ 26,000
1 Replace Air Compressor for Dynasand Filters	\$ 20,000
1 Replace Primary Scum Pump	\$ 18,000
1 Replace Filter Influent Pump VFD	\$ 17,000
1 RS Logix Programming Software	\$ 16,000
MORENO VALLEY RWRP TOTAL	\$ 279,000
895 TEMECULA RWRP, SERVICE AREA 34	
1 Replace Sand in Sludge Drying Beds	\$ 60,000
1 Aqua Aerobic Filter Frames and Cloths	\$ 36,000
1 Pavement Replacement	\$ 30,000
1 Replace DAF Drive Gearbox	\$ 20,000
1 TWAS Grinder & Control Panel	\$ 20,000
1 Replace 36" Effluent Butterfly Valve	\$ 20,000
1 RS Logix Programming Software	\$ 16,000
1 Return Water Vertical Turbine Pump for Upper Storage Ponds	\$ 15,000
1 Grit Cover Metal Frame and Roof	\$ 12,000
TEMECULA RWRP TOTAL	\$ 229,000

**OPERATING FIXED ASSETS
 MAINTENANCE PROJECTS & EQUIPMENT
 FISCAL YEAR 2013/14 BUDGET**

Branch /Department /Item Description	Budgeted Cost
895 PERRIS RWRP, SERVICE AREA 35	
1 Replace Headworks Bldg. LEL Sensors	\$ 40,000
1 Replace Plant Air Compressor	\$ 20,000
1 RS Logix Programming Software	\$ 16,000
PERRIS RWRP TOTAL	\$ 76,000
895 MISCELLANEOUS RWRP	
1 12 kV Tools	\$ 25,000
3 Phase Power Monitor/Recorder	\$ 17,500
1 Thermal Imaging Camera	\$ 12,500
MISCELLANEOUS RWRP TOTAL	\$ 55,000
OPERATIONS & MAINTENANCE BRANCH TOTAL	\$ 5,139,800
TOTAL COMBINED MAINTENANCE PROJECTS & EQUIPMENT	\$ 5,416,800

**OPERATING FIXED ASSETS
FURNITURE & OFFICE EQUIPMENT
FISCAL YEAR 2013/14 BUDGET**

Branch /Department /Item Description	Budgeted Cost
PLANNING, ENGINEERING & CONSTRUCTION BRANCH	
860 Water Quality / Laboratory	
1 Lab Analyst Desk Space	\$ 12,000
WATER QUALITY / LABORATORY TOTAL	\$ 12,000
PLANNING, ENGINEERING & CONSTRUCTION BRANCH TOTAL	\$ 12,000
TOTAL FURNITURE & OFFICE EQUIPMENT	\$ 12,000

CAPITAL IMPROVEMENT PROGRAM

Water

Sewer

Recycled

General District

The table below shows a five-year summary of the budgeted capital improvement program ("CIP"). Generally, the CIP includes projects related to infrastructure such as plants, pipelines, conveyance, land, facilities and other significant improvements.

2013-2014 5 - YEAR CAPITAL IMPROVEMENT PROGRAM

Type	Program	Year 1		Year 2	Year 3	Year 4	Year 5	5 Year Period Total
		Projected Budget FY 2013-14	%	FY 2014-15	FY 2015-16	FY 2016-17	FY 2017-18	
WATER								
	Supply (Desalination, Filtration, Groundwater Development)	\$ 16,011,000		\$ 3,549,774	\$ 5,094,334	\$ 11,674,098	\$ 7,758,192	\$ 44,087,398
	Storage	\$ 15,581,000		\$ 15,949,381	\$ 7,269,759	\$ 3,362,825	\$ 11,806,476	\$ 53,969,441
	Transmission	\$ 13,198,000		\$ 9,615,842	\$ 11,556,910	\$ 10,417,885	\$ 27,997,772	\$ 72,786,409
	WATER TOTAL	\$ 44,790,000	40%	\$ 29,114,997	\$ 23,921,003	\$ 25,454,808	\$ 47,562,440	\$ 170,843,248
SEWER								
	Regional Water Reclamation Facilities	\$ 40,447,000		\$ 15,508,001	\$ 3,679,868	\$ 559,782	\$ 9,353,361	\$ 69,548,012
	Transmission	\$ 13,198,000		\$ 11,087,213	\$ 7,692,649	\$ 32,739,558	\$ 22,342,691	\$ 87,060,111
	Other	\$ -		\$ 540,671	\$ 497,358	\$ 498,533	\$ 498,630	\$ 2,035,192
	SEWER TOTAL	\$ 53,645,000	48%	\$ 27,135,885	\$ 11,869,875	\$ 33,797,873	\$ 32,194,682	\$ 158,643,315
RECYCLED								
	Transmission	\$ 5,769,000		\$ 3,645,644	\$ 7,533,318	\$ 8,714,811	\$ 13,887,065	\$ 39,549,838
	Storage	\$ 2,619,000		\$ 4,186,020	\$ 3,788,506	\$ 3,442,343	\$ 2,904,001	\$ 16,939,870
	RECYCLED TOTAL	\$ 8,388,000	8%	\$ 7,831,664	\$ 11,321,824	\$ 12,157,154	\$ 16,791,066	\$ 56,489,708
GENERAL								
	Miscellaneous	\$ 4,205,000	4%	\$ 142,482	\$ -	\$ -	\$ -	\$ 4,347,482
	TOTAL	\$ 111,028,000	100%	\$ 64,225,028	\$ 47,112,702	\$ 71,409,835	\$ 96,548,188	\$ 390,323,753

Projects are subject to change due to changing priorities, land acquisition, and regulatory changes. The Year 1 projected budget (for FY 2013-14) is projected to break down as follows:

PROJECT	TYPE	PROGRAM	BUDGET FY 2013-14
DESALTER PIPE REPLACEMENT	WATER	SUPPLY WATER DESALINATION	\$ 503,000
PERRIS DESALTER IRON/MANGANESE REMOVAL FAC	WATER	SUPPLY WATER DESALINATION	1,094,000
PERRIS /MENIFEE DESALTER OPTIMIZATION	WATER	SUPPLY WATER DESALINATION	3,000
PERRIS WFP (PWFP) REJECT RECOVERY FACILITY	WATER	SUPPLY WATER FILTRATION	5,681,000
EAST VALLEY WELL 25 & 27 WATER QUALITY STUDY	WATER	SUPPLY WATER GROUNDWATER DEV	90,000
HSJRRP - WARREN RD & COMMONWEALTH P.S. MODS.	WATER	SUPPLY WATER GROUNDWATER DEV	7,000
MORENO VALLEY WELLS EQUIPPING PROJECT	WATER	SUPPLY WATER GROUNDWATER DEV	6,209,000
WELL 28 REPLACEMENT	WATER	SUPPLY WATER GROUNDWATER DEV	367,000
WELL 93 DRILLING & EQUIPPING	WATER	SUPPLY WATER GROUNDWATER DEV	2,057,000
1764 PRESSURE ZONE STORAGE SITE EVALUATION	WATER	WATER STORAGE	23,000
DAILY II STORAGE TANK & PIPELINE	WATER	WATER STORAGE	1,567,000
DISTRICT-WIDE WATER FACILITIES SAFETY RETROFIT PROJECT	WATER	WATER STORAGE	200,000
GOETZ RD 10 MG TANK & PIPELINE	WATER	WATER STORAGE	325,000
HOMELAND/GILMAN TANK ABANDONMENT	WATER	WATER STORAGE	1,000
LONGVIEW 5.6 MG TANK	WATER	WATER STORAGE	12,429,000
PETTIT II STORAGE TANK & TRANSMISSION (MV-117)	WATER	WATER STORAGE	7,000
POST ROAD HYDRO TANK	WATER	WATER STORAGE	1,029,000
CACTUS II FEEDER PLANNING STUDY	WATER	WATER TRANSMISSION	65,000
DAVID LANE PIPELINE	WATER	WATER TRANSMISSION	505,000
LETTERMAN BOOSTER STATION	WATER	WATER TRANSMISSION	4,556,000
MURRIETA HOT SPRINGS ZONE IN-LINE BOOSTER	WATER	WATER TRANSMISSION	321,000
OLEANDER PIPELINE REPLACEMENT	WATER	WATER TRANSMISSION	140,000
PASEO VIVORA PIPELINE REPLACEMENT	WATER	WATER TRANSMISSION	222,000
REDLANDS AVE PIPELINE REPLACEMENT	WATER	WATER TRANSMISSION	339,000
REPLM'T OF PERRIS & IRONWOOD BPS & TRANSMISSION MAIN	WATER	WATER TRANSMISSION	1,039,000
REPLM'T OF REDLANDS & IRONWOOD BOOSTER PUMP STATION	WATER	WATER TRANSMISSION	622,000
ROMOLAND AND MURRIETA BPS ELECTRICAL CONVERSION	WATER	WATER TRANSMISSION	86,000
WATSON ROAD BOOSTER STATION	WATER	WATER TRANSMISSION	4,959,000
WESTERN WAY BS TEMPORARY BYPASS P/L	WATER	WATER TRANSMISSION	327,000
CHLORINE SCRUBBER SAFETY INSPECTION	SEWER	SEWER MULTIPLE	12,000
CHLORINE2 ANALYZER REPLACEMENT	SEWER	SEWER RWRP	59,000
MV & TVRWRP'S MAINTENANCE BUILDINGS	SEWER	SEWER RWRP	1,200,000
MVRWRF AC PAVEMENT REPAIR	SEWER	SEWER RWRP	273,000
MVRWRF DEWATERING BUILDING ODOR SCRUBBER	SEWER	SEWER RWRP	632,000

PROJECT	TYPE	PROGRAM	BUDGET FY 2013-14
MVRWRF DIGESTER GAS PIPING MODIFICATIONS	SEWER	SEWER RWRF	911,000
MVRWRF LANDSCAPING IMPROVEMENTS	SEWER	SEWER RWRF	35,000
MVRWRF POND UTILIZATION STUDY	SEWER	SEWER RWRF	164,000
MVRWRF PREL. TREATMENT & ACID PHASE ANAEROBIC DIGESTION	SEWER	SEWER RWRF	462,000
MVRWRF STORM WATER IMPROVEMENTS	SEWER	SEWER RWRF	22,000
PVRWRF BIOSOLID DRYING FACILITY	SEWER	SEWER RWRF	1,261,000
PVRWRF EXPANSION TO 22 MGD, PLANT 3	SEWER	SEWER RWRF	541,000
PVRWRF LANDSCAPING IMPROVEMENTS	SEWER	SEWER RWRF	35,000
PVRWRF MICRO TURBINE INTEGRATION	SEWER	SEWER RWRF	60,000
SJVRWRF ADDITIONAL ELECTRIC BLOWER	SEWER	SEWER RWRF	69,000
SJVRWRF BELT PRESS REHAB	SEWER	SEWER RWRF	139,000
SJVRWRF DEWATERING BUILDING ODOR SCRUBBER	SEWER	SEWER RWRF	27,000
SJVRWRF DIGESTER GAS BENEFICIAL USE	SEWER	SEWER RWRF	105,000
SJVRWRF PLANT 1 AERATION PANEL REPLACEMENT	SEWER	SEWER RWRF	94,000
SJVRWRF PLANT 2 FACILITIES & TITLE 22 TERTIARY PLANT UPGRADES	SEWER	SEWER RWRF	26,271,000
SJVRWRF POLYMER CONTAINMENT AREA	SEWER	SEWER RWRF	124,000
SJVRWRF SCUM TROUGHS AND LAUNDERS	SEWER	SEWER RWRF	296,000
SJVRWRF TERTIARY EFFLUENT POND UTILIZATION	SEWER	SEWER RWRF	100,000
SOUTHERN DIVISION SEWER SERVICE AREA STUDY	SEWER	SEWER RWRF	75,000
TVRWRF 18 MGD RELIABLE CAPACITY UPGRADE	SEWER	SEWER RWRF	2,213,000
TVRWRF 23 MGD EXPANSION	SEWER	SEWER RWRF	834,000
TVRWRF BELT PRESS REHAB	SEWER	SEWER RWRF	464,000
TVRWRF BIOFILTER MEDIA REPLACEMENT	SEWER	SEWER RWRF	70,000
TVRWRF BLOWER BUILDING IMPROVEMENT	SEWER	SEWER RWRF	75,000
TVRWRF CCB OUTFALL INVERTED BELL	SEWER	SEWER RWRF	185,000
TVRWRF DEWATERING EXPANSION EVALUATION	SEWER	SEWER RWRF	21,000
TVRWRF DIGESTER GAS PIPELINE REPLACEMENT	SEWER	SEWER RWRF	266,000
TVRWRF FERRIC CHLORIDE SYSTEM REHABILITATION	SEWER	SEWER RWRF	205,000
TVRWRF FILTERS REDUNDANCY PROJECT	SEWER	SEWER RWRF	99,000
TVRWRF GRAVITY FILTER REHAB	SEWER	SEWER RWRF	592,000
TVRWRF HEADWORKS CAPACITY/IMPROVEMENT ASSESSMENT	SEWER	SEWER RWRF	195,000
TVRWRF PLANT 1 PRIMARY COVER AND HUT CONDITION ASSESSMENT	SEWER	SEWER RWRF	158,000
TVRWRF PLANT 2B AERATION BASIN PANEL REPLACEMENT	SEWER	SEWER RWRF	67,000
TVRWRF SCADA UPGRADE	SEWER	SEWER RWRF	168,000
TVRWRF TEPS EXPANSION	SEWER	SEWER RWRF	1,846,000
TVRWRF VACTOR TRUCK DUMP STATION	SEWER	SEWER RWRF	22,000
CASE ROAD SEWER BRIDGE RELOCATION	SEWER	SEWER TRANSMISSION	53,000
CASE ROAD SEWER FLOW MONITORING STUDY	SEWER	SEWER TRANSMISSION	14,000
DISTRICT-WIDE INFLOW AND INFILTRATION STUDY	SEWER	SEWER TRANSMISSION	1,496,000
ENCHANTED HEIGHTS SEWER SYSTEM	SEWER	SEWER TRANSMISSION	2,563,000
MORENO VALLEY SEWER IMPRVS, PH 1 (IRIS & KITCHING)	SEWER	SEWER TRANSMISSION	16,000
MORTON LIFT STATION EVALUATION	SEWER	SEWER TRANSMISSION	21,000
OLIVE AVE PARALLEL SEWER PROJECT	SEWER	SEWER TRANSMISSION	189,000
PAGE RANCH AND PERIGOLD LIFT STATION ABANDONMENT (SJV-08-001)	SEWER	SEWER TRANSMISSION	28,000
PALA LIFT STATION CAPACITY EVALUATION	SEWER	SEWER TRANSMISSION	56,000
PUJOL LIFT STATION FACILITIES FOR 3RD PUMP	SEWER	SEWER TRANSMISSION	145,000
QUAIL VALLEY SEWER IMPRVS, SUB AREA 1-8 STUDY	SEWER	SEWER TRANSMISSION	1,496,000
SUN CITY FORCEMAIN & RECYCLED WATER PIPELINE REPLACEMENT	SEWER	SEWER TRANSMISSION	5,000
TEMECULA AREA SEWER FLOW MONITORING AND MODEL CALIBRATION	SEWER	SEWER TRANSMISSION	144,000
TEMECULA OLD TOWN SEWER IMPROVEMENTS	SEWER	SEWER TRANSMISSION	1,243,000
WARM SPRINGS 30" FORCEMAIN	SEWER	SEWER TRANSMISSION	3,678,000
WESTRIDGE LIFT STATION ABANDONMENT	SEWER	SEWER TRANSMISSION	95,000
WHITEWOOD GRAVITY SEWER	SEWER	SEWER TRANSMISSION	1,956,000
1384 PZ OPERATIONAL STORAGE TANK	RECYCLED	RECYCLED STORAGE	84,000
ALESSANDRO POND OPTIMIZATION	RECYCLED	RECYCLED STORAGE	23,000
EAST DIAMOND VLY STORAGE POND, PH II DEMO PROJECT	RECYCLED	RECYCLED STORAGE	1,291,000
LONGFELLOW RECYCLED TANK & PIPELINE (LEON ROAD T & P/L)	RECYCLED	RECYCLED STORAGE	3,000
NORTH TRUMBLE ROAD RECYCLED STORAGE PONDS, PH I	RECYCLED	RECYCLED STORAGE	828,000
REC WTR STORAGE OPTIMIZATION STUDY	RECYCLED	RECYCLED STORAGE	295,000
SHALLOW WELLS SUPPLY AUGMENTATION STUDY	RECYCLED	RECYCLED STORAGE	95,000
AUDIE MURPHY RANCH REC WTR SUPPLY P/L	RECYCLED	RECYCLED TRANSMISSION	1,463,000
AUDIE MURPHY RANCH REC WTR SUPPLY P/L - IN TRACT PORTION	RECYCLED	RECYCLED TRANSMISSION	692,000
BRADLEY 18" PIPELINES (NEWPORT TO LA PIEDRA)	RECYCLED	RECYCLED TRANSMISSION	77,000
LA PIEDRA RD 18" PIPELINES (WEST OF 215 TO BRADLEY)	RECYCLED	RECYCLED TRANSMISSION	161,000
PVRWRF TERTIARY PONDS PUMP STATIONS (CASE/WATSON)	RECYCLED	RECYCLED TRANSMISSION	331,000
REACH 4 BOOSTER PUMP UPGRADE	RECYCLED	RECYCLED TRANSMISSION	18,000
REC WTR SYSTEM OPTIMIZATION STUDY	RECYCLED	RECYCLED TRANSMISSION	125,000
RECYCLED WATER POND BOOSTER STATION (MWD - POND)	RECYCLED	RECYCLED TRANSMISSION	2,461,000
RECYCLED WATER POND BOOSTER STATIONS (ALESSANDRO & SUN CITY)	RECYCLED	RECYCLED TRANSMISSION	9,000
SJVRWRF TERTIARY PONDS REC WTR PUMP STATIONS	RECYCLED	RECYCLED TRANSMISSION	21,000
SKILAND POND #2 REC WTR PUMP STATION	RECYCLED	RECYCLED TRANSMISSION	11,000
WINCHESTER POND OPTIMIZATION	RECYCLED	RECYCLED TRANSMISSION	393,000
WINCHESTER RECYCLED WATER TRANSMISSION PIPELINE CONDITION	RECYCLED	RECYCLED TRANSMISSION	7,000
ENERGY MANAGEMENT PLAN STUDY	GENERAL	GENERAL MISCELLANEOUS	461,000
SOLAR PHOTOVOLTAIC RENEWABLE ENERGY PROJECT	GENERAL	GENERAL MISCELLANEOUS	3,761,000
			\$ 111,028,000

SPECIAL PROJECTS & STUDIES

Planning Projects & Studies

Conservation Projects

Environmental Projects

SPECIAL PROJECTS & STUDIES
FISCAL YEAR 2013/14 BUDGET

Branch / Department / Item Description	Budgeted Cost
ENGINEERING & CONSTRUCTION BRANCH	
824 PLANNING	
Hemet San Jacinto Groundwater Model Upgrade Calibration ⁽¹⁾	\$ 259,000
Hemet/San Jacinto Watermaster Activities:	
Development of RWRD Extensions ⁽²⁾	25,000
Hemet/San Jacinto Monitoring Program ⁽²⁾	38,000
Key Monitoring Well Program ⁽²⁾	34,000
Canyon Operating Plan ⁽³⁾	50,000
PLANNING TOTAL	\$ 406,000
Notes: 1) Project is proposed to have Watermaster pay 50%. Amount shown is EMWD's share.	
2) Project is proposed to have Watermaster pay 100%. Amount shown is EMWD's share.	
3) Project is proposed to be shared between EMWD, LHMWD and the Tribe. Amount shown is EMWD's share.	
824 CONSERVATION	
High Efficiency Washer Replacement / Regional Rebate Programs	\$ 80,000
Turf Replacement Program (no cost to EMWD)	-
Large Landscape Assistance Program	40,000
Residential Audits	45,000
Replace and Save ⁽¹⁾	100,000
New Development Efficiency Program	20,000
Landscape Design Workshops ⁽¹⁾	34,000
CIMIS Station Calibration and Maintenance	16,000
CONSERVATION TOTAL	\$ 335,000
Note: 1) Program is partially grant funded. Amount shown represents EMWD's share.	
880 ENVIRONMENTAL AND REGULATORY	
Basin Monitoring Program SAWPA Task Force	\$ 15,152
Lake Elsinore TMDL (LESJWA/SAWPA)	17,000
Salinity Evaluation of Temescal Basins-1st of 2 years (EVMWD)	100,000
Salinity Management Plan for Santa Margarita River (RCWD)	65,393
Revise Seven Industrial Storm Water Pollution Prevention Plans	28,000
SCAP Actions to further Fair Regulations	5,000
SARDA Actions to further Fair Regulations	2,000
LIMS/EMIS/OBI Reporting Documents	10,000
ENVIRONMENTAL AND REGULATORY TOTAL	\$ 242,545
ENGINEERING & CONSTRUCTION BRANCH TOTAL	\$ 983,545
TOTAL SPECIAL PROJECTS & STUDIES	\$ 983,545